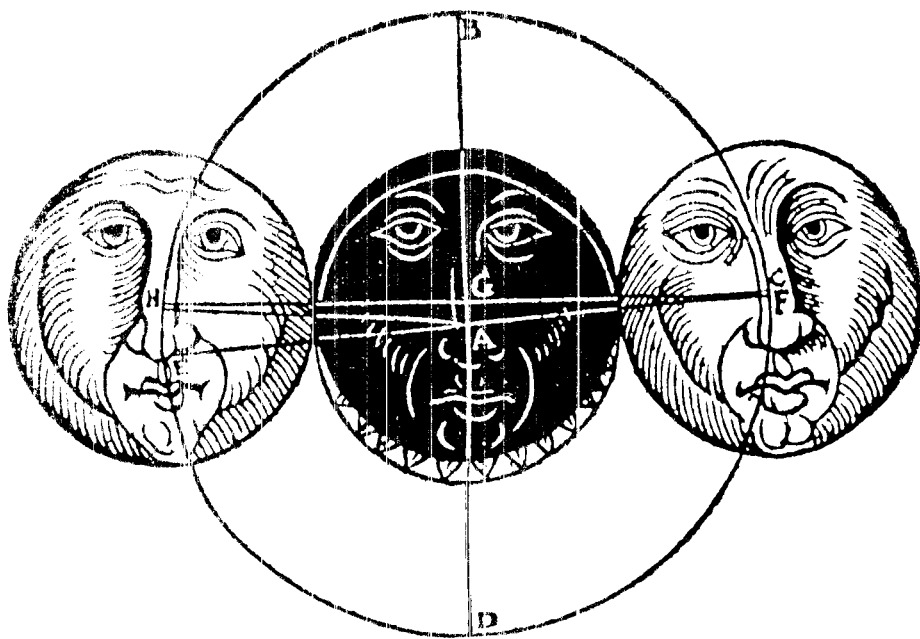


NASA  
Reference  
Publication  
1216

March 1989

# Fifty Year Canon of Lunar Eclipses: 1986-2035

Fred Espenak



**NASA**

**NASA  
Reference  
Publication  
1216**

1989

**Fifty Year Canon  
of Lunar Eclipses:  
1986-2035**

Fred Espenak  
*Goddard Space Flight Center  
Greenbelt, Maryland*

**NASA**

National Aeronautics and  
Space Administration  
Office of Management  
Scientific and Technical  
Information Division

FIFTY YEAR CANON OF LUNAR ECLIPSES: 1986 - 2035

Table of Contents

Introduction .....	1
Organization of the Canon .....	3
Description of Section 1 .....	5
Description of Section 2 .....	9
Description of Section 3 .....	11
Accuracy of the Ephemerides .....	13
References .....	15
SECTION 1 - LUNAR ECLIPSE CATALOG: 1901 - 2100 .....	17
SECTION 2 - ECLIPSE PATHS AND GLOBAL MAPS: 1901 - 2100 .....	31
SECTION 3 - ECLIPSE PATHS AND WORLD MAPS: 1986 - 2035 .....	79
APPENDIX A - Lunar Eclipses .....	195
APPENDIX B - Program MONECL .....	213

## INTRODUCTION

Fifty Year Canon of Lunar Eclipses: 1986 - 2035 has been designed to compliment Fifty Year Canon of Solar Eclipses: 1986 - 2035 (NASA RP 1178 Revised). Like its companion volume, its primary goal is to provide a five decade reference of moderately detailed eclipse predictions and maps for use by the astronomical community. During the past century, Canon of Eclipses [Oppolzer, 1887] has served as an invaluable guide to both solar and lunar eclipses. However, with the advent of high speed electronic computers and modern ephemerides, eclipse predictions of far greater accuracy are possible today. Although such predictions are published annually in the Astronomical Almanac by the Nautical Almanac Office, this publication only becomes available three to six months before the beginning of each year. Canon of Lunar Eclipses: -2002 to +2526 [Meeus and Mucke, 1979] covers eclipses over an unprecedented 45 century interval. But due to the sheer number of eclipses covered in this work, the details for any one event must be rather brief. For instance, very little information is given concerning the visibility of an eclipse except for the geographic coordinates where the Moon appears at the zenith at greatest eclipse. While mathematical formulae are provided for calculating the Moon's altitude from any point on Earth, a map showing regions of visibility during each phase would convey a great deal of information at one glance.

Since Fifty Year Canon covers a much shorter time period, it's possible to include such maps in addition to diagrams showing the Moon's path through Earth's shadow. The graphical representation of this information provides the reader with an immediate appreciation of the geometry involved during each eclipse. Finally, data included with the figures and in the accompanying tables supplement the eclipse predictions.

Teachers, students, amateur astronomers and interested laymen should find this work useful as a general reference on eclipses during this century and the next. Lunar eclipses are one of the most dramatic and beautiful celestial phenomena visible to the naked eye. As such, they generate a great deal of interest among the general public and news media. Naturally, questions arise as to where a particular eclipse will be visible from, and when the next eclipse occurs. Unfortunately, there is very little information in print about the visibility of future eclipses and most references are obscure, not easily accessible and/or out of print. The eclipse path diagrams, world maps and detailed tables appearing in Fifty Year Canon should go far in addressing these issues.

## ORGANIZATION OF THE CANON

Fifty Year Canon of Lunar Eclipses: 1986 - 2035 is composed of three major sections and two appendices. Section 1 is a catalog which lists the general characteristics of every lunar eclipse from 1901 through 2100. Section 2 graphically illustrates the path of the Moon through Earth's shadow and the global visibility of every lunar eclipse from 1901 through 2100. Finally, section 3 consists of detailed eclipse path figures and predicted contact times along with cylindrical projection maps (including political boundaries) of the global visibility for every lunar eclipse from 1986 through 2035.

Appendix A provides some general background on lunar eclipses and covers eclipse geometry, eclipse frequency and recurrence, enlargement of Earth's shadow, crater timings during eclipses, eclipse brightness estimation and time determination. Appendix B is a listing of a very simple Fortran program which can be used to predict the occurrence and general characteristics of lunar eclipses. It makes use of many approximations while maintaining a reasonable level of accuracy and reliability. The program is based primarily on algorithms devised by Meeus [1982] and the ample comments should make the program self-explanatory.

A detailed description of each section of Fifty Year Canon of Lunar Eclipses: 1986 - 2035 follows.

## SECTION 1 - LUNAR ECLIPSE CATALOG: 1901 - 2100

Section 1 is a catalog which lists the general characteristics of every lunar eclipse during the two hundred year interval 1901 to 2100. During the first century, there are 230 eclipses of which 83 are penumbral, 66 are partial and 81 are total. The second century contains 230 eclipses of which 87 are penumbral, 58 are partial and 85 are total. In order to achieve a realistic frequency and type distribution of present eclipses, it's necessary to sample a period commensurate with the 18 year 11 day Saros cycle. The period from 1986 to 2003 contains 41 eclipses of which 15 (36.6%) are penumbral and 26 (63.4%) are umbral. Of these, 10 (24.4%) are partial and 16 (39.0%) are total. Since the Saros cycle is not static, these figures will change. For example, eclipses in Saros series 113 change from partial to penumbral in 2006.

The first two columns of the catalog list the Gregorian and Julian Dates of each eclipse. The Julian Date is the number of days elapsed since Greenwich Mean Noon on 1 January 4713 BC. Column 3 lists the value for delta T (seconds) used in the calculations. Delta T is the difference between Terrestrial Dynamical Time and Universal Time. For the period 1901 - 1985, the values for delta T are determined from observations. Beyond 1985, the values for delta T are extrapolated and are only approximate since fluctuations in the Earth's rotation rate are unpredictable (See: Appendix A - Time Determination). Column 4 characterizes the nature of the eclipse as follows:

- T = Total Umbral Eclipse
- P = Partial Umbral Eclipse
- PN = Penumbral Eclipse
- PNb = Beginning Penumbral Eclipse  
(first eclipse of Saros series)
- PNe = Ending Penumbral Eclipse  
(last eclipse of Saros series)

The next column gives the Saros series to which the eclipse belongs. The Saros series numbers are consistent with those introduced by van den Bergh [1955]. Eclipses belonging to an even numbered Saros take place at the ascending node of the Moon's orbit (lunar ecliptic latitude decreases with each succeeding eclipse), while eclipses of an odd numbered Saros take place at the descending node (lunar ecliptic latitude increases with each succeeding eclipse). Column 6 lists the value GAMMA, which is defined as the minimum distance (equatorial Earth radii) of the Moon's center from the central axis of the shadow cone. This corresponds to the instant of middle or maximum eclipse. The sign

of GAMMA indicates whether the Moon's center passes north (+) or south (-) of the shadow axis. Columns 7 and 8 give the penumbral and umbral magnitudes at the instant of middle eclipse. Eclipse magnitude is defined as the fraction of the Moon's diameter obscured by the penumbral or umbral shadow. For penumbral eclipses, the umbral magnitude is negative. For partial eclipses, the umbral magnitude is always greater than 0.00 and less than 1.00. For total eclipses, the umbral magnitude is greater than or equal to 1.00.

The Universal Time of middle eclipse (hours:minutes) is found in column 9. Middle eclipse is defined as the instant when the Moon passes closest to the axis of Earth's shadow. The semidurations (minutes) of the partial and total phases of each eclipse are listed in the next two columns. The semiduration of the partial phase is half of the time elapsed between the first and last external contacts of the Moon with Earth's umbral shadow. Similarly, the semiduration of the total phase is half of the time elapsed between the first and last internal contacts of the Moon with Earth's umbra. The start (U1) and end (U4) of the partial phase is calculated by subtracting or adding the partial semiduration to the instant of middle eclipse. Likewise, the start (U2) and end (U3) of the total phase is calculated by subtracting or adding the total semiduration to the instant of middle eclipse. Total eclipses have both partial and total phases while partial eclipses have partial phases only. Penumbral eclipses have neither partial nor total phases.

Columns 12 and 13 give the Moon's geocentric right ascension (hours) and declination (degrees) at middle eclipse, referred to the mean equinox of date. Finally, the last column lists the Greenwich Sidereal Time (hours) at 00:00 UT. The altitude and azimuth of the Moon during each phase of an eclipse depends on the time and the observer's geographic coordinates. Using the values tabulated in columns 12, 13 and 14, the Moon's altitude (a) and azimuth (A) may be calculated for any observer as follows:

$$h = 15 (\text{GST} + \text{UT} - a) - \lambda$$

$$a = \text{ArcSin} [\text{Sin } \delta \text{ Sin } \phi + \text{Cos } \delta \text{ Cos } h \text{ Cos } \phi]$$

$$A = \text{ArcTan} [-(\text{Cos } \delta \text{ Sin } h)/(\text{Sin } \delta \text{ Cos } \phi - \text{Cos } \delta \text{ Cos } h \text{ Sin } \phi)]$$

where:

h	=	Hour Angle of the Moon
a	=	Altitude
A	=	Azimuth
GST	=	Greenwich Sidereal Time at 00:00 UT

- UT = Universal Time
- $\alpha$  = Right Ascension of the Moon
- $\delta$  = Declination of the Moon
- $\lambda$  = Longitude of Observer (West +, East -)
- $\phi$  = Latitude of Observer (North +, South -)

These expressions do not include the effects of lunar parallax, atmospheric refraction or lunar orbital motion. At low altitudes, the errors may be on the order of  $1^\circ$ . Furthermore, the Moon's coordinates are strictly valid only at the time of middle eclipse. This may also lead to errors of about  $1^\circ$  for the beginning and end of the partial phase. With these caveats in mind, the expressions for altitude and azimuth are convenient and adequate for most planning purposes.

Finally, the geographic coordinates of the point where middle eclipse occurs in the zenith are:

$$\lambda = 15 (\text{GST} + \text{UT}_m - \alpha)$$

$$\phi = \delta$$

where:  $\text{UT}_m$  = Universal Time at Middle Eclipse



## SECTION 2 - ECLIPSE PATHS AND GLOBAL MAPS: 1901 - 2100

Diagrams of the Moon's path through Earth's shadow and maps of global visibility for every lunar eclipse are presented for the two hundred year period 1901 through 2100 (as tabulated in Section 1). The eclipse figures are plotted ten pair per page which typically covers four to five years. A typical pair are illustrated in Figure 2-1 for the total lunar eclipse of 17 August 1989.

Each diagram of the Moon's path through the shadow is plotted on the same scale with north at the top. The radius of the dark umbral shadow ranges from  $0.64^\circ$  to  $0.78^\circ$  and is surrounded by the lighter penumbral shadow with a radius of  $1.17^\circ$  to  $1.31^\circ$ . The axis of the shadow is marked by '+' and the cardinal points are plotted with respect to the axis. The ecliptic is represented by a dashed line which always passes through the shadow axis. The Moon's outline is plotted to scale at each of the umbral contacts as well as the external penumbral contacts and the instant of middle eclipse. Orbiting with an eastward motion, the Moon moves from right to left in each figure.

A heading at the top of every path diagram identifies the eclipse type (penumbral, partial or total), followed by the Gregorian date and the Universal Time of middle eclipse (hours:minutes) below the date. Directly beneath the eclipse type is the Saros series to which the eclipse belongs. In the lower left corner is the penumbral magnitude 'P' and in the lower right corner is the umbral magnitude 'U'.

To the right of each eclipse path diagram is an azimuthal equal-area or Lambert projection map of Earth, centered on the north pole. At any one instant, the Moon is always visible from one hemisphere of Earth. For each of the umbral contacts as well as the external penumbral contacts, the hemisphere facing the Moon is indicated as follows. For the external penumbral contacts, the hemispheres are plotted with a dotted line. For external umbral contacts (start and end of partial phase), a solid line delineates the appropriate hemispheres. Finally, for interior umbral contacts (start and end of total phase), a dark solid line marks the hemispheres.

The eclipse is not visible (Moon below the horizon) from the darkly shaded regions bordered by the external penumbral contact curves. All other regions of Earth will witness some phase of the eclipse. As seen from the north pole, Earth rotates in the counter-clockwise direction. If we fix our frame of reference with Earth, then the Moon and the hemisphere facing it rotate clockwise with time. Starting from any point in the shaded region and moving clockwise, the first hemispheric curve encountered would be for first external penumbral contact (P1). This would be followed by the hemispheres for first external umbral contact

(U1) and first internal umbral contact (U2). The final three hemispheric curves correspond to last internal umbral contact (U3), last external umbral contact (U4) and last external penumbral contact (P4).

The geographic point where the Moon appears in the zenith at middle eclipse is indicated with an '\*'. It appears opposite the shaded or non-visibility zone and lies in a region bordered by the two external penumbral contact hemispheres. From this region, every phase of the eclipse is visible. For locations between this zone and the shaded zone, some phase of the eclipse is in progress at moonrise (clockwise from '\*') or at moonset (counterclockwise from '\*').

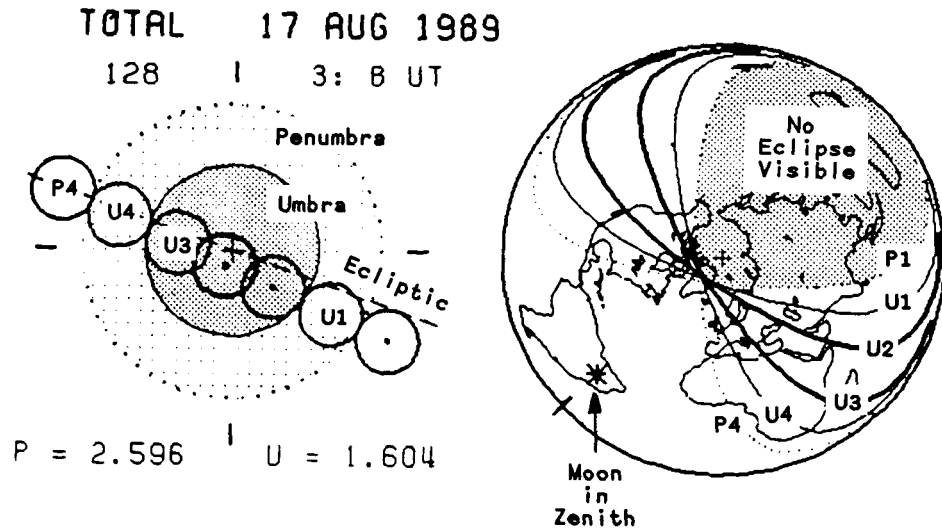


Figure 2-1

### SECTION 3 - ECLIPSE PATHS AND WORLD MAPS: 1986 - 2035

Section 3 consists of a series of 114 path diagrams and visibility maps, one pair for every lunar eclipse during the fifty year interval 1986 to 2035. During this period, there are 42 penumbral eclipses and 72 umbral eclipses. The umbral eclipses consist of 28 partial and 44 total events.

Each lunar eclipse has two diagrams associated with it. The top figure shows the path of the Moon through Earth's penumbral and umbral shadows. Above and to the left of the path diagram is the time of middle eclipse (MID), followed by the penumbral (PMAG) and umbral (UMAG) magnitudes of the eclipse. The penumbral and umbral magnitudes are defined as the fraction of the Moon's diameter immersed in the penumbral and umbral shadows at middle eclipse. Below the eclipse magnitudes is the minimum distance (GAMMA) of the Moon's center from the shadow axis in units of Earth equatorial radii. To the upper right are the eclipse contact times (Universal Time or UT) which are defined as follows:

- P1 = First external contact of the Moon with penumbra  
(Penumbral eclipse begins)
- U1 = First external contact of the Moon with umbra  
(Partial eclipse begins)
- U2 = First internal contact of the Moon with umbra  
(Total eclipse begins)
- U3 = Last internal contact of the Moon with umbra  
(Total eclipse ends)
- U4 = Last external contact of the Moon with umbra  
(Partial eclipse ends)
- P4 = Last external contact of the Moon with penumbra  
(Penumbral eclipse ends)

In the lower left corner is the angle subtended between the Moon's center and the shadow axis at greatest eclipse (AXIS), and the angular radii of the penumbral (F1) and umbral (F2) shadows. The Moon's geocentric coordinates at maximum eclipse are given in the lower right corner. They consist of the right ascension (RA), declination (DEC), apparent semi-diameter (SD) and horizontal parallax (HP). Below, the Saros series of the eclipse is given, followed by a pair of numbers in parentheses. The first number identifies the sequence order of the eclipse in the series, while the second number is the total number of eclipses in the Saros series. The Julian Date (JD) at middle eclipse is given, followed by the

extrapolated value of  $\Delta T$  used in the calculations ( $\Delta T$  is the difference between Terrestrial Dynamical Time and Universal Time).

The bottom map is a cylindrical equidistant projection of Earth which shows the regions of visibility for each stage of the eclipse. In particular, the moonrise/moonset terminator is plotted for each contact (i.e. - P1, U1, U2, U3, U4 and P4) and is labeled accordingly. The geographic position where the Moon is in the zenith at middle eclipse is indicated by an '\*'. The region which is completely unshaded will observe the entire eclipse while the area shaded by solid diagonal lines will witness none of the event. The remaining shaded areas will experience moonrise or moonset while some phase of the eclipse is in progress. The shaded zones directly east of '\*' will witness moonset before the eclipse ends while the shaded zones directly west of '\*' will witness moonrise after the eclipse has begun.

## ACCURACY OF THE EPHEMERIDES

The solar and lunar ephemerides used for these predictions are the same ones used in Fifty Year Canon of Solar Eclipses: 1986 - 2035. The solar ephemeris is based on the classic work of Newcomb [1895] and includes all planetary perturbation terms in longitude and latitude with arguments greater than 0.01 arc-seconds. The lunar ephemeris was developed primarily from the the work of Brown [1919] with modifications from Eckert, Jones and Clark [1954]. All solar perturbation terms in longitude and latitude with coefficients greater than 0.025 arc-seconds have been included. The cut-off for planetary perturbations is 0.025 and 0.01 in longitude and latitude respectively. Perturbations in lunar parallax include all terms with coefficients greater than 0.0010. Finally, all terms additive to the Moon's fundamental arguments with coefficients greater than 0.025 arc-seconds have been retained.

In order to determine the accuracy of these ephemerides, they have been compared against the Jet Propulsion Laboratory's Developmental Ephemeris 200 (or JPL DE-200) for 260 full moon dates over the interval 1980 through 2000. The mean differences and standard deviations of the solar and lunar ephemerides with the JPL DE-200 are as follows:

### Comparison of Solar/Lunar Ephemerides with JPL DE-200

	RA Mean (sec)	RA S. Dev. (sec)	Dec Mean (arc-sec)	Dec S. Dev. (arc-sec)
Sun	+0.037	0.044	-0.029	0.172
Moon	-0.001	0.041	-0.006	0.399

The agreement between these ephemerides is quite good and actually exceeds the accuracy required for lunar eclipse predictions as follows. Due to the variable attenuation of the terrestrial atmosphere, the edge of Earth's shadow is rather poorly defined and limits the measurement of contact timings to a precision of about 0.1 minute. Since the Moon's mean angular velocity in right ascension with respect to the Sun (and Earth's shadow) is 0.0343 seconds per second, the combined uncertainties in right ascension can be transformed into an uncertainty of 1.1 seconds in contact times. However, this uncertainty is almost an order of magnitude smaller than the measurable precision of contact timings.

Positional shifts of the magnitude determined above are far too small to detect when plotted at the scale of the eclipse path figures presented in Sections 2 and 3. In fact, lunar occultation measurements including corrections for the lunar limb profile would be required to detect such small differences.

In the generation of eclipse predictions presented in the Fifty Year Canon of Lunar Eclipses, the author has applied a -0.6 arc-second correction to the Moon's ecliptic latitude. This takes into account the difference between the Moon's center of mass and center of figure. In accordance with the Astronomical Almanac, Earth's umbral and penumbral shadows have been increased by 2% to approximate the effects of an opaque layer in the middle atmosphere. Finally, a correction of -1.34 seconds has been applied to the lunar ephemeris to reconcile it with the FK4 equinox.

## REFERENCES

- Astronomical Almanac for 1986 (Government Printing Office, Washington, D.C., 1985).
- E. W. Brown, Tables of the Motion of the Moon (Yale University Press, New Haven, 1919).
- W. A. Chauvenet, A Manual of Spherical and Practical Astronomy (Dover reprint, New York, 1960).
- A. Danjon, *L'Astronomie*, 65, 51-53 (1951).
- W. J. Eckert, R. Jones and H. K. Clark, Improved Lunar Ephemeris 1952-1959 (Government Printing Office, Washington, D.C., 1954).
- F. Espenak, Fifty Year Canon of Solar Eclipses: 1986 - 2035 (NASA RP-1178, Washington, D.C., 1987).
- Explanatory Supplement to the Astronomical Ephemeris and the American Ephemeris and Nautical Almanac (H. M. Stationary Office, London, 1974).
- A. Kuhl, *Physik. Zeitschrift*, 29, 1 (1928).
- P. Lahire, Tabulae Astronomicae (Paris 1707).
- F. Link, Eclipse Phenomena in Astronomy (Springer-Verlag, New York, 1969).
- J. Meeus and H. Mucke, Canon of Lunar Eclipse: -2002 to +2526 (Astronomisches Buro, Wein, 1979).
- J. Meeus, Astronomical Formulae for Calculators (Willmann-Bell, Richmond, 1982).
- S. Newcomb, "Tables of the Motion of the Earth on its Axis Around the Sun", *Astron. Papers Amer. Eph.*, Vol. 6, Part I (1895).
- Th. von Oppolzer, Canon of Eclipses (1887, tr. by O. Gingerich, Dover reprint, New York, 1962).
- W. M. Smart, Text-Book on Spherical Astronomy, 6th Ed. (Cambridge University Press, Cambridge, 1977).

G. van den Bergh, Periodicity and Variations of Solar (and Lunar) Eclipses (Tjeenk Willink, Haarlem, Netherlands, 1955).



FIFTY YEAR CANON OF LUNAR ECLIPSES: 1986 - 2035

SECTION 1 - LUNAR ECLIPSE CATALOG: 1901 - 2100

CANON OF LUNAR ECLIPSES

DATE	JULIAN DATE	DELTA T	TYPE	SAROS	GAMMA	PENUMBRAL MAGNITUDE	UMBRAL MAGNITUDE	MIDDLE ECLIPSE (h:m)	PARTIAL S.DUR. (m)	TOTAL S.DUR. (m)	MOON RA	MOON DEC	GST (Ø UT)
3 MAY 1901	2415508.27	-2.1	PN	110	-1.0102	1.0691	-0.0289	18:30.6	50.2	-	14.66	-16.52	14.73
27 OCT 1901	2415685.14	-1.0	P	115	0.9023	1.2088	0.2262	15:15.3	5.2	-	2.07	13.59	2.35
22 APR 1902	2415862.29	-0.2	T	120	0.2681	2.4262	1.3373	18:52.6	112.8	42.7	13.96	-12.31	13.99
17 OCT 1902	2416039.75	0.4	T	125	0.2202	2.4766	1.4619	6:3.3	106.6	44.9	1.41	9.13	1.65
12 APR 1903	2416216.51	1.0	P	130	0.4797	2.0135	0.9731	0:12.9	98.7	-	13.30	-7.73	13.27
6 OCT 1903	2416394.14	1.5	P	135	0.5280	1.9392	0.8703	15:17.4	97.3	-	0.76	4.35	0.94
2 MAR 1904	2416541.63	1.9	PN	102	-1.4529	0.1998	-0.7853	3:2.4	-	-	10.81	5.98	10.63
31 MAR 1904	2416571.02	2.0	PN	140	1.1666	0.7287	-0.2632	12:32.4	-	-	12.66	-2.99	12.56
24 SEP 1904	2416748.23	2.4	PN	145	-1.2838	0.5702	-0.5338	17:34.6	-	-	0.10	-0.62	0.21
19 FEB 1905	2416896.29	2.8	P	112	-0.7984	1.4060	0.4105	18:59.9	66.5	-	10.16	10.52	9.94
15 AUG 1905	2417072.65	3.5	P	117	0.8457	1.3515	0.2919	3:40.8	62.0	-	21.59	-13.54	21.53
9 FEB 1906	2417250.82	4.8	T	122	-0.1200	2.6762	1.6304	7:46.8	110.2	49.4	9.47	14.81	9.23
4 AUG 1906	2417427.04	5.4	T	127	0.0476	2.7868	1.7850	13:0.0	109.9	51.1	20.91	-17.37	20.81
29 JAN 1907	2417605.07	6.0	P	132	0.6027	1.8199	0.7156	13:37.8	92.2	-	8.74	18.69	8.51
25 JUL 1907	2417781.68	6.6	P	137	-0.6925	1.5842	0.6207	4:22.3	78.9	-	7.95	-20.63	20.12
18 JAN 1908	2417959.06	7.3	PN	142	1.2939	0.5635	-0.5641	13:21.4	-	-	17.51	-22.18	17.50
14 JUN 1908	2418107.09	7.8	PN	109	1.1056	0.8381	-0.1488	14:6.4	-	-	19.52	-23.24	19.42
13 JUL 1908	2418136.40	7.9	PN	147	-1.4185	0.2542	-0.7135	21:33.7	-	-	4.96	21.72	5.08
7 DEC 1908	2418283.41	8.5	PN	114	-1.0061	1.0599	-0.0049	21:54.9	-	-	16.76	-22.00	16.79
4 JUN 1909	2418461.56	9.1	T	119	0.3757	2.2053	1.1628	1:28.6	105.6	30.7	4.17	20.79	4.38
27 NOV 1909	2418637.87	9.7	T	124	-0.2714	2.3795	1.3712	8:54.4	103.7	41.0	16.00	-20.95	16.06
24 MAY 1910	2418815.73	10.4	T	129	-0.3974	2.1889	1.1001	5:34.0	108.2	25.3	3.42	19.12	3.68
17 NOV 1910	2418992.51	11.7	T	134	0.4088	2.1157	1.1306	0:20.6	97.0	25.8	15.24	-19.08	15.33
13 MAY 1911	2419169.75	12.2	PN	139	-1.1413	0.8250	-0.2658	5:56.1	-	-	2.68	16.80	2.98
6 NOV 1911	2419347.15	12.4	PN	144	1.1100	0.8408	-0.1676	15:36.4	-	-	12.75	-3.90	12.66
1 APR 1912	2419494.43	13.0	P	111	0.9117	1.2138	0.1873	22:14.0	48.2	-	0.21	0.45	0.33
26 SEP 1912	2419671.99	13.9	P	116	-0.9321	1.2036	0.1229	11:44.5	41.5	46.8	12.08	-0.36	11.96
22 MAR 1913	2419849.00	14.7	T	121	0.1671	2.5590	1.5739	11:57.5	105.1	47.1	23.52	-3.32	23.59
15 SEP 1913	2420026.03	15.2	T	126	-0.2110	2.5383	1.4348	12:48.0	115.7	47.1	11.42	3.20	11.26
12 MAR 1914	2420203.68	15.6	P	131	-0.5255	1.9013	0.9167	4:12.8	91.2	-	22.83	-6.95	22.86
4 SEP 1914	2420380.08	15.7	P	136	0.5301	1.9386	0.8633	13:54.6	98.4	-	8.88	19.05	8.62
31 JAN 1915	2420528.71	15.7	PN	103	1.5451	0.0710	-0.9938	4:57.4	-	-	10.74	6.70	10.56
1 MAR 1915	2420558.26	15.8	PN	141	-1.2573	0.5803	-0.4474	18:19.2	-	-	20.34	-20.91	20.21
26 JUL 1915	2420705.02	16.0	PN	108	-1.3553	0.3798	-0.6069	12:24.3	-	-	22.14	-10.18	22.14
24 AUG 1915	2420734.39	16.3	PN	146	1.2436	0.6002	-0.4173	21:26.9	-	-	8.09	22.17	7.89
20 JAN 1916	2420882.86	17.6	P	113	0.9146	1.2541	0.1371	8:39.3	44.4	-	19.62	-22.19	19.51
15 JUL 1916	2421059.70	18.3	P	118	-0.5956	1.7600	0.8004	4:45.8	86.8	-	7.27	22.52	7.15
8 JAN 1917	2421236.82	19.0	T	123	0.2415	2.4928	1.3686	7:44.4	114.1	44.2	18.89	-22.74	18.82
4 JUL 1917	2421414.40	18.7	T	128	0.1419	2.6011	1.6242	21:38.7	106.9	48.5	6.44	-22.74	6.42
28 DEC 1917	2421590.91	18.4	T	133	-0.4485	2.0911	1.0103	9:46.2	101.6	7.3	22.89	22.89	22.89

CANON OF LUNAR ECLIPSES

DATE	JULIAN DATE	DELTA T	TYPE	SAROS	GAMMA	PENUMBRAL MAGNITUDE	UMBRAL MAGNITUDE	MIDDLE ECLIPSE (h:m)	PARTIAL S.DUR. (m)	TOTAL S.DUR. (m)	MOON RA	MOON DEC	GST (ø UT)
24 JUN 1918	2421768.94	18.9	P	138	0.9399	1.1628	0.1349	10:27.7	41.8	-	18.14	-22.54	18.12
17 DEC 1918	2421945.30	19.5	PN	143	-1.1036	0.8593	-0.1626	19: 5.6	-	-	5.64	22.26	5.71
15 MAY 1919	2422093.55	19.7	PN	110	-1.0820	0.9364	-0.1598	1:13.6	-	-	15.37	-19.53	15.45
7 NOV 1919	2422270.49	20.0	P	115	0.9247	1.1694	0.1835	23:44.1	45.5	-	2.79	17.13	3.07
3 MAY 1920	2422447.58	20.3	T	120	-0.3311	2.3078	1.2242	1:50.8	110.3	36.2	14.65	-15.84	14.71
27 OCT 1920	2422625.09	20.1	T	125	0.2502	2.4245	1.4040	14:11.2	106.1	43.0	2.10	13.05	2.38
22 APR 1921	2422801.82	20.6	T	130	0.4269	2.1070	1.0730	7:44.3	101.5	20.6	13.97	-11.65	13.99
16 OCT 1921	2422979.45	21.4	P	135	-0.4903	2.0116	0.9364	22:53.6	100.0	-	1.43	8.52	1.66
13 MAR 1922	2423126.98	21.8	PN	102	-1.4752	2.0157	-0.8245	11:28.4	-	-	11.49	1.69	11.35
11 APR 1922	2423156.36	21.8	PN	140	1.1229	0.8062	-0.1807	20:31.9	-	-	13.33	-7.17	13.28
6 OCT 1922	2423333.53	21.8	PN	145	-1.2350	0.6818	-0.4465	0:43.4	-	-	0.76	3.68	0.93
3 MAR 1923	2423481.65	21.9	P	112	-0.8175	1.3706	0.3758	3:31.8	64.1	-	10.85	6.45	10.66
26 AUG 1923	2423657.94	22.1	P	117	0.9133	1.2271	0.1684	10:39.4	47.6	-	22.26	-9.89	22.24
20 FEB 1924	2423836.17	22.4	T	122	-0.1338	2.6513	1.6046	16: 8.5	110.3	49.0	10.19	11.08	9.96
14 AUG 1924	2424012.35	22.5	T	127	0.1175	2.6578	1.6575	20:20.1	108.9	49.6	21.60	-14.16	21.53
8 FEB 1925	2424190.40	22.6	P	132	0.5921	1.8396	0.7349	21:41.9	93.3	-	9.48	15.46	9.23
4 AUG 1925	2424367.00	22.7	P	137	-0.6207	1.7159	0.7523	11:52.5	84.9	-	20.94	-17.95	20.84
28 JAN 1926	2424544.39	22.9	PN	142	1.2836	0.5816	-0.5444	21:20.0	-	-	8.72	19.36	8.49
25 JUN 1926	2424692.39	22.9	PN	109	1.1816	0.6997	-0.2894	21:24.7	-	-	18.26	-22.23	18.22
25 JUL 1926	2424721.71	22.9	PN	147	-1.3511	0.3791	-0.5911	4:59.8	-	-	20.26	-21.19	20.14
19 DEC 1926	2424868.76	22.9	PN	114	-1.0103	1.0511	-0.0117	6:19.7	-	-	5.76	22.45	5.81
15 JUN 1927	2425046.85	22.8	T	119	0.4544	2.0820	1.0173	8:24.3	101.9	9.9	17.51	-22.85	17.51
8 DEC 1927	2425223.23	22.7	T	124	-0.2797	2.3638	1.3561	17:34.7	103.3	40.3	4.96	22.40	5.10
3 JUN 1928	2425401.01	22.8	T	129	-0.3174	2.3354	1.2470	12: 9.5	112.0	38.1	16.74	-22.60	16.78
27 NOV 1928	2425577.88	22.9	T	134	0.3951	2.1419	1.1546	9: 1.3	97.6	27.9	4.19	21.51	4.40
23 MAY 1929	2425755.03	23.0	PN	139	-1.0650	0.9628	-0.1239	12:37.3	-	-	15.96	-21.47	16.04
16 NOV 1929	2425932.50	23.1	PN	144	1.0947	0.8713	-0.1420	0: 2.8	-	-	3.43	19.85	3.70
13 APR 1930	2426079.75	23.2	P	111	0.9547	1.1317	0.1115	5:58.5	37.4	-	13.42	-7.96	13.38
7 OCT 1930	2426257.30	23.3	P	116	-0.9813	1.1165	0.0298	19: 6.7	20.3	-	0.87	4.65	1.05
2 APR 1931	2426434.34	23.4	T	121	0.2044	2.4885	1.5078	20: 7.5	104.3	45.2	12.75	-4.61	12.68
26 SEP 1931	2426611.33	23.5	T	126	-0.2698	2.4320	1.3252	19:48.0	113.9	42.5	0.18	0.88	0.31
22 MAR 1932	2426789.02	23.6	P	131	-0.4957	1.9552	0.9722	12:32.2	93.1	-	12.09	-1.11	11.99
14 SEP 1932	2426965.38	23.5	P	136	0.4664	2.0555	0.9800	21: 0.5	102.4	-	23.48	-2.87	23.57
10 FEB 1933	2427114.05	23.5	PN	103	1.5599	0.0444	-1.0217	13:17.2	-	-	9.63	15.73	9.34
12 MAR 1933	2427143.61	23.5	PN	141	-1.2370	0.6177	-0.4102	2:32.6	-	-	11.41	2.48	11.29
5 AUG 1933	2427290.32	23.6	PN	108	1.4215	0.2575	-0.7278	19:45.7	-	-	21.06	-18.27	20.93
4 SEP 1933	2427319.70	23.6	PN	146	1.1777	0.7207	-0.2960	4:51.9	-	-	22.81	-6.36	22.86
30 JAN 1934	2427468.20	23.7	P	113	0.9257	1.2338	0.1166	16:42.2	41.1	-	8.86	18.50	8.61
26 JUL 1934	2427645.01	23.7	P	118	-0.6680	1.6274	0.6673	12:15.2	80.9	-	20.36	-20.19	20.23
19 JAN 1935	2427822.16	23.6	T	123	0.2497	2.4768	1.3545	15:47.1	113.8	43.6	8.06	20.65	7.87

CANON OF LUNAR ECLIPSES

DATE	JULIAN DATE	DELTA T	TYPE	SAROS	GAMMA	PENUMBRAL MAGNITUDE	UMBRAL MAGNITUDE	MIDDLE ECLIPSE (h:m)	PARTIAL S.DUR. (m)	TOTAL S.DUR. (m)	MOON RA	MOON DEC	GST (Ø UT)
16 JUL 1935	2427999.71	23.6	T	128	0.0672	2.7395	1.7599	4:59.7	107.9	50.3	19.64	-21.46	19.54
8 JAN 1936	2428176.26	23.5	T	133	-0.4429	2.0998	1.0220	18: 9.5	101.7	11.3	7.24	21.92	7.14
4 JUL 1936	2428354.23	23.6	P	138	0.8643	1.3032	0.2719	17:25.0	58.7	-	18.90	-22.05	18.84
28 DEC 1936	2428530.66	23.6	PN	143	-1.0971	0.8704	-0.1496	3:48.7	-	-	6.44	22.22	6.43
25 MAY 1937	2428678.83	23.7	PN	110	-1.1582	0.7957	-0.2987	7:51.1	-	-	16.10	-21.93	16.17
18 NOV 1937	2428855.85	23.9	P	115	0.9422	1.1389	0.1498	8:19.0	41.2	-	3.54	20.11	3.80
14 MAY 1938	2429032.86	23.9	T	120	-0.3994	2.1800	1.1014	8:43.6	107.0	25.2	15.36	-18.86	15.43
7 NOV 1938	2429210.44	23.9	T	125	0.2739	2.3839	1.3578	22:26.3	105.6	41.2	2.82	16.56	3.10
3 MAY 1939	2429387.13	23.8	T	130	0.3694	2.2095	1.1817	15:11.3	104.0	31.7	14.66	-15.18	14.71
28 OCT 1939	2429564.78	23.9	P	135	-0.4581	2.0736	0.9923	6:36.3	102.1	-	2.12	12.42	2.38
23 MAR 1940	2429712.33	24.1	PN	102	-1.5034	0.1038	-0.8745	19:47.9	-	-	12.15	-2.67	12.08
22 APR 1940	2429741.69	24.1	PN	140	1.0742	0.8931	-0.0889	4:26.0	-	-	14.00	-11.08	14.01
16 OCT 1940	2429918.83	24.7	PN	145	-1.1925	0.7419	-0.3705	8: 0.8	-	-	1.43	7.84	1.65
13 MAR 1941	2430067.00	25.0	P	112	-0.8437	1.3221	0.3281	11:55.4	60.4	-	11.52	2.16	11.38
5 SEP 1941	2430243.24	25.0	P	117	0.9748	1.1140	0.0559	17:46.8	27.4	-	22.92	-5.90	22.96
3 MAR 1942	2430421.52	25.1	T	122	-0.1546	2.6134	1.5661	0:21.5	110.3	48.4	10.88	7.00	10.68
26 AUG 1942	2430597.66	25.1	T	127	0.1817	2.5395	1.5401	3:47.9	107.6	47.2	22.28	-10.49	22.25
20 FEB 1943	2430775.73	25.8	P	132	0.5751	1.8707	0.7662	5:37.9	95.0	-	10.19	11.73	9.95
15 AUG 1943	2430952.31	26.0	P	137	-0.5534	1.8398	0.8755	19:28.3	89.7	-	21.64	-14.70	21.56
9 FEB 1944	2431129.72	26.2	PN	142	1.2699	0.6056	-0.5180	5:14.5	-	-	9.47	16.14	9.21
6 JUL 1944	2431277.69	26.3	PN	109	1.2598	0.5576	-0.4343	4:39.6	-	-	19.01	-21.47	18.94
4 AUG 1944	2431307.02	26.3	PN	147	-1.2843	0.5033	-0.4700	12:26.4	-	-	20.98	-18.48	20.86
29 DEC 1944	2431454.12	26.3	PN	114	-1.0115	1.0477	-0.0127	14:49.1	-	-	6.57	22.25	6.53
25 JUN 1945	2431632.13	26.4	P	119	0.5371	1.9117	0.8643	15:13.9	96.8	-	18.27	-22.89	18.23
19 DEC 1945	2431808.60	26.9	T	124	-0.2845	2.3546	1.3479	2:20.3	102.9	39.9	5.77	23.12	5.82
14 JUN 1946	2431986.28	27.2	T	129	-0.2324	2.4915	1.4031	18:38.8	115.0	46.1	17.50	-23.47	17.50
8 DEC 1946	2432163.24	27.6	T	134	0.3864	2.1588	1.1695	17:48.0	97.9	29.1	4.98	23.10	5.13
3 JUN 1947	2432340.30	27.9	P	139	-0.9850	1.1078	0.0248	19:15.2	18.5	-	16.71	-23.15	16.76
28 NOV 1947	2432517.86	28.1	PN	144	1.0838	0.8937	-0.1242	8:34.0	-	-	4.20	22.22	4.43
23 APR 1948	2432665.07	28.4	P	111	1.0017	1.0425	0.0284	13:38.8	18.5	-	14.10	-11.73	14.10
18 OCT 1948	2432842.61	28.8	PN	116	-1.0246	1.0399	-0.0527	2:35.1	-	-	1.55	8.71	1.77
13 APR 1949	2433019.67	29.0	T	121	0.2473	2.4076	1.4310	4:10.9	103.3	42.9	13.42	-8.69	13.40
7 OCT 1949	2433196.62	29.2	T	126	-0.3219	2.3380	1.2281	2:56.4	111.8	36.8	0.84	5.08	1.03
2 APR 1950	2433374.36	29.3	T	131	-0.4599	2.0200	1.0385	20:44.1	95.2	14.3	12.75	-5.37	12.71
26 SEP 1950	2433550.68	29.5	T	136	0.4102	2.1588	1.0830	4:16.6	105.3	22.7	0.14	1.33	0.29
21 FEB 1951	2433699.40	29.7	PN <sup>e</sup>	103	1.5806	0.0069	-1.0600	21:29.2	-	-	10.34	11.94	10.07
23 MAR 1951	2433728.94	29.8	PN	141	-1.2100	0.6673	-0.3608	10:37.0	-	-	12.08	-1.82	12.01
17 AUG 1951	2433875.64	30.1	PN	108	-1.1482	0.1449	-0.8395	3:14.2	-	-	21.76	-15.07	21.65
15 SEP 1951	2433905.02	30.1	PN	146	1.1188	0.8285	-0.1876	12:26.5	-	-	23.47	-2.27	23.58
11 FEB 1952	2434053.53	30.4	P	113	0.9415	1.2046	0.0878	0:39.3	35.7	-	9.60	15.20	9.34

CANON OF LUNAR ECLIPSES

DATE	JULIAN DATE	DELTA T	TYPE	SAROS	GAMMA	PENUMBRAL MAGNITUDE	UMBRAL MAGNITUDE	MIDDLE ECLIPSE (h:m)	PARTIAL S.DUR. (m)	TOTAL S.DUR. (m)	MOON RA	MOON DEC	GST (ø UT)
5 AUG 1952	2434230.32	30.7	P	118	-0.7383	1.4991	0.5378	19:47.4	74.1	-	21.07	-17.53	20.95
29 JAN 1953	2434407.49	31.0	T	123	0.2606	2.4555	1.3358	23:47.3	113.3	42.7	8.82	18.02	8.59
26 JUL 1953	2434585.01	31.0	T	128	-0.0071	2.8515	1.8686	12:20.6	108.3	50.8	20.37	-19.45	20.26
19 JAN 1954	2434761.61	31.1	T	133	-0.4357	2.1111	1.0370	2:31.8	101.9	14.8	8.03	-20.08	7.86
16 JUL 1954	2434939.51	31.3	P	138	0.7877	1.4456	0.4105	0:20.3	71.0	-	19.64	-20.77	19.55
8 JAN 1955	2435116.02	31.4	PN	143	-1.0908	0.8807	-0.1369	12:32.8	-	-	7.24	21.25	7.15
5 JUN 1955	2435264.10	31.6	PN	110	-1.2383	0.6480	-0.4450	14:22.9	-	-	16.85	-23.62	16.88
29 NOV 1955	2435441.21	31.5	P	115	0.9552	1.1167	0.1245	16:59.5	37.7	-	4.32	22.40	4.52
24 MAY 1956	2435618.15	31.7	P	120	-0.4725	2.0435	0.9698	15:31.3	102.7	-	16.09	-21.27	16.15
18 NOV 1956	2435795.78	31.9	T	125	0.2916	2.3542	1.3226	6:47.7	105.2	39.7	3.57	19.52	3.82
13 MAY 1957	2435972.44	32.1	T	130	0.3046	2.3253	1.3034	22:30.9	106.3	39.3	15.37	-18.20	15.43
7 NOV 1957	2436150.10	32.4	T	135	-0.4333	2.1221	1.0350	14:26.9	103.7	14.5	2.84	15.92	3.10
4 APR 1958	2436297.67	32.6	PNe	102	-1.5380	0.0385	-0.9363	3:59.7	-	-	12.82	-6.98	12.80
3 MAY 1958	2436327.01	32.6	P	140	1.0189	0.9924	0.0148	12:12.9	12.2	-	14.69	-14.60	14.73
27 OCT 1958	2436504.14	32.8	PN	145	-1.1572	0.8086	-0.3075	15:27.2	-	-	2.12	11.74	2.37
24 MAR 1959	2436652.34	33.0	P	112	0.8757	1.2629	0.2699	20:11.4	55.3	-	12.19	-2.21	12.10
17 SEP 1959	2436828.54	33.1	PN	117	1.0296	1.0132	-0.0445	1: 3.0	-	-	23.58	-1.70	23.68
13 MAR 1960	2437006.85	33.3	T	122	-0.1798	2.5673	1.5197	8:27.8	110.2	47.4	11.55	2.70	11.40
5 SEP 1960	2437182.97	33.5	T	127	0.2421	2.4283	1.4295	11:21.2	105.9	43.8	22.94	-6.49	22.97
2 MAR 1961	2437361.06	33.9	P	132	0.5541	1.9089	0.8050	13:28.1	96.9	-	10.89	7.64	10.67
26 AUG 1961	2437537.63	34.1	P	137	-0.4895	1.9577	0.9920	3: 8.2	93.5	-	22.32	-11.02	22.28
19 FEB 1962	2437715.04	34.3	PN	142	1.2513	0.6362	-0.4824	13: 3.1	-	-	10.19	12.42	9.93
17 JUL 1962	2437863.00	34.5	PN	109	1.3371	0.4176	-0.5779	11:54.2	-	-	19.75	-19.92	19.66
15 AUG 1962	2437892.33	34.5	PN	147	-1.2212	0.6210	-0.3560	19:56.9	-	-	21.68	-15.22	21.58
9 JAN 1963	2438039.47	34.7	PN	114	-1.0128	1.0437	-0.0135	23:19.1	-	-	7.37	21.13	7.25
6 JUL 1963	2438217.42	35.1	P	119	0.6197	1.7617	0.7111	22: 2.4	90.4	-	19.02	-22.12	18.94
30 DEC 1963	2438393.96	35.4	T	124	-0.2890	2.3457	1.3404	11: 6.8	102.6	39.5	6.58	22.91	6.55
25 JUN 1964	2438571.55	35.6	T	129	-0.1461	2.6499	1.5612	1: 6.2	117.1	50.9	18.25	-23.53	18.21
19 DEC 1964	2438748.61	35.9	T	134	0.3801	2.1712	1.1805	2:37.3	98.2	30.0	5.80	23.80	5.85
14 JUN 1965	2438925.58	36.1	P	139	-0.9005	1.2610	0.1815	1:48.8	50.7	-	17.47	-24.06	17.48
8 DEC 1965	2439103.22	36.9	PN	144	1.0775	0.9074	-0.1147	17: 9.9	-	-	5.00	23.80	5.15
4 MAY 1966	2439250.38	37.3	PN	111	1.0554	0.9408	-0.0674	21:11.5	-	-	14.79	-15.07	14.82
29 OCT 1966	2439427.93	37.7	PN	116	-1.0600	0.9777	-0.1204	10:12.2	-	-	2.24	12.49	2.49
24 APR 1967	2439605.00	38.1	T	121	0.2973	2.3140	1.3413	12: 6.4	101.8	39.4	14.10	-12.45	14.12
18 OCT 1967	2439781.93	38.6	T	126	-0.3653	2.2599	1.1469	10:15.1	109.8	30.3	1.51	9.15	1.75
13 APR 1968	2439959.70	39.0	T	131	-0.4173	2.0974	1.1173	4:47.4	97.5	24.8	13.43	-9.44	13.43
6 OCT 1968	2440135.99	39.5	T	136	0.3605	2.2502	1.1740	11:41.9	107.4	31.9	0.80	5.54	1.01
2 APR 1969	2440314.27	39.9	PN	141	-1.1765	0.7288	-0.2994	18:32.4	-	-	12.75	-6.08	12.73
27 AUG 1969	2440460.95	40.1	PNe	108	-1.5406	0.0384	-0.9456	10:47.6	-	-	22.44	-11.43	22.37
25 SEP 1969	2440490.34	40.2	PN	146	1.0656	0.9260	-0.0899	20: 9.6	-	-	0.12	1.94	0.30

CANON OF LUNAR ECLIPSES

DATE	JULIAN DATE	DELTA T	TYPE	SAROS	GAMMA	PENUMBRAL MAGNITUDE	UMBRAL MAGNITUDE	MIDDLE ECLIPSE (h:m)	PARTIAL S.DUR. (m)	TOTAL S.DUR. (m)	MOON RA	MOON DEC	GST (ø UT)
21 FEB 1970	2440638.85	40.5	P	113	0.9620	1.1666	0.0508	8:30.0	27.2	-	10.31	11.43	10.06
17 AUG 1970	2440815.64	40.9	P	118	-0.8054	1.3769	0.4138	3:23.4	66.2	-	21.77	-14.33	21.67
10 FEB 1971	2440992.82	41.8	T	123	0.2741	2.4290	1.3127	7:44.6	112.8	41.5	9.56	14.75	9.32
6 AUG 1971	2441170.32	42.4	T	128	-0.0794	2.7208	1.7340	19:43.1	106.2	50.2	21.08	-16.79	20.98
30 JAN 1972	2441346.95	42.9	T	133	-0.4273	2.1244	1.0545	10:53.3	102.1	18.0	8.80	17.46	8.59
26 JUL 1972	2441524.80	43.1	P	138	0.7118	1.5872	0.5477	7:15.6	60.5	-	20.36	-18.77	20.27
18 JAN 1973	2441701.39	43.4	PN	143	-1.0846	0.8905	-0.1241	21:17.2	-	-	8.03	19.40	7.88
15 JUN 1973	2441849.37	43.9	PN	110	-1.3216	0.4948	-0.5972	20:49.9	-	-	17.61	-24.52	17.60
15 JUN 1973	2441878.99	44.0	PNb	148	1.5180	0.1302	-0.9538	11:38.5	-	-	19.62	-20.18	19.55
10 DEC 1973	2442026.57	44.4	P	115	0.9644	1.1011	0.1063	1:44.4	34.9	-	5.12	23.87	5.24
4 JUN 1974	2442203.43	44.9	P	120	-0.5487	1.9013	0.8321	22:16.0	97.3	-	16.84	-22.98	16.86
29 NOV 1974	2442381.13	45.4	T	125	0.3053	2.3314	1.2950	15:13.3	105.0	38.4	4.34	21.78	4.54
25 MAY 1975	2442567.74	45.9	T	130	0.2369	2.4468	1.4305	5:48.0	108.1	44.6	16.09	-20.61	16.15
18 NOV 1975	2442735.43	46.3	T	135	-0.4135	2.1611	1.0687	22:23.4	105.0	20.6	3.58	18.87	3.82
13 MAY 1976	2442912.33	46.8	P	140	0.9587	1.1007	0.1272	19:54.4	38.3	-	15.40	-17.60	15.45
6 NOV 1976	2443089.46	47.4	PN	145	-1.1277	0.8644	-0.2551	23:1.2	-	-	2.83	15.24	3.09
4 APR 1977	2443237.68	47.8	PN	112	-0.9148	1.1908	0.1985	4:18.3	47.9	-	12.86	-6.51	12.82
27 SEP 1977	2443413.85	48.3	PN	117	1.0767	0.9267	-0.1308	8:29.3	-	-	0.23	2.60	0.40
24 MAR 1978	2443592.18	48.8	T	122	-0.2140	2.5047	1.4570	16:22.4	109.7	45.8	12.22	-1.65	12.12
16 SEP 1978	2443768.30	49.3	T	127	0.2949	2.3315	1.3328	19:4.1	104.1	39.8	23.60	-2.28	23.69
13 MAR 1979	2443946.38	49.8	P	132	0.5255	1.9609	0.8581	21:8.0	99.3	-	11.56	3.36	11.39
6 SEP 1979	2444122.95	50.2	T	137	-0.4308	2.0667	1.0992	10:54.2	96.4	22.7	22.98	-7.00	23.00
1 MAR 1980	2444300.37	50.7	PN	142	1.2271	0.6806	-0.4363	20:45.2	-	-	10.88	8.34	10.65
27 JUL 1980	2444448.30	51.0	PN	109	1.4139	0.2787	-0.7208	19:8.1	-	-	20.47	-17.67	20.37
26 AUG 1980	2444477.65	51.1	PN	147	-1.1609	0.7337	-0.2478	3:30.5	-	-	22.35	-11.51	22.30
20 JAN 1981	2444624.83	51.4	PN	114	-1.0142	1.0393	-0.0141	7:49.9	-	-	8.15	19.14	7.97
17 JUL 1981	2444802.70	51.8	P	119	0.7046	1.6078	0.5535	4:46.8	82.1	-	19.76	-20.56	19.66
9 JAN 1982	2444979.33	52.2	T	124	-0.2915	2.3400	1.3366	19:55.8	102.4	39.3	7.39	21.77	7.27
6 JUL 1982	2445156.81	52.6	T	129	-0.0579	2.8120	1.7226	7:30.9	118.3	53.4	19.01	-22.77	18.93
30 DEC 1982	2445333.98	53.0	T	134	0.3758	2.1795	1.1878	11:28.7	98.4	30.5	6.61	23.56	6.57
25 JUN 1983	2445510.85	53.4	P	139	-0.8153	1.4159	0.3394	8:22.3	67.8	-	18.23	-24.14	18.19
20 DEC 1983	2445688.58	53.8	PN	144	1.0747	0.9143	-0.1115	1:49.0	-	-	5.82	24.48	5.87
15 MAY 1984	2445835.70	54.0	PN	111	1.1130	0.8324	-0.1703	4:40.2	-	-	15.50	-17.87	15.54
13 JUN 1984	2445865.10	54.0	PNb	149	-1.5241	0.9253	-0.9363	14:25.7	-	-	17.46	-24.69	17.47
8 NOV 1984	2446013.25	54.3	PN	116	-1.0900	0.0900	-0.1781	17:55.2	-	-	2.96	15.85	3.21
4 MAY 1985	2446190.33	54.5	T	121	0.3519	2.2120	1.2428	19:56.4	99.9	34.3	14.80	-15.80	14.84
28 OCT 1985	2446367.24	54.8	T	126	-0.4022	2.1936	1.0778	17:42.3	107.9	22.5	2.21	12.95	2.47
24 APR 1986	2446545.03	55.1	T	131	-0.3683	2.1869	1.2079	12:42.6	99.8	32.3	14.11	-13.21	14.15
17 OCT 1986	2446721.30	55.3	T	136	0.3189	2.3266	1.2501	19:17.9	108.8	37.3	1.48	9.62	1.73
14 APR 1987	2446899.60	55.6	PN	141	-1.1365	0.8023	-0.2261	2:18.9	-	-	13.42	-10.15	13.45

CANON OF LUNAR ECLIPSES

DATE	JULIAN DATE	DELTA T	TYPE	SAROS	GAMMA	PENUMBRAL MAGNITUDE	UMBRAL MAGNITUDE	MIDDLE ECLIPSE (h:m)	PARTIAL S.DUR. (m)	TOTAL S.DUR. (m)	MOON RA	MOON DEC	GST (ø UT)
7 OCT 1987	2447075.67	55.9	PN	146	1.0190	1.0115	-0.0043	4: 1.5	-	-	0.79	6.15	1.02
3 MAR 1988	2447224.18	56.1	P	113	0.9885	1.1172	0.0030	16:12.7	4.4	-	11.00	7.35	10.78
27 AUG 1988	2447400.96	56.4	P	118	-0.8681	1.2630	0.2976	11: 4.5	57.1	-	22.44	-10.69	22.39
20 FEB 1989	2447578.15	56.7	T	123	0.2933	2.3917	1.2794	15:35.3	112.0	39.7	10.27	11.01	10.04
17 AUG 1989	2447755.63	57.0	T	128	-0.1489	2.5956	1.6042	3: 8.2	107.6	48.4	21.77	-13.59	21.70
9 FEB 1990	2447932.30	57.3	T	133	-0.4149	2.1447	1.0797	19:11.1	102.6	21.7	9.53	14.21	9.31
6 AUG 1990	2448110.09	57.6	P	138	0.6376	1.7256	0.6813	14:12.3	88.2	-	21.07	-16.11	20.99
30 JAN 1991	2448286.75	58.0	PN	143	-1.0754	0.9057	-0.1055	5:58.6	-	-	8.79	16.78	8.60
27 JUN 1991	2448434.64	58.3	PN	110	-1.4062	0.3391	-0.7521	3:14.7	-	-	18.38	-24.60	18.32
26 JUL 1991	2448464.26	58.3	PN	148	1.4372	0.2797	-0.8067	18: 7.8	-	-	20.34	-18.20	20.26
21 DEC 1991	2448611.94	58.6	P	115	0.9708	1.0905	0.0934	10:33.0	32.8	-	5.94	24.42	5.97
15 JUN 1992	2448788.71	59.0	P	120	-0.6287	1.7525	0.6874	4:57.0	90.4	-	17.59	-23.90	17.58
9 DEC 1992	2448966.49	59.4	T	125	0.3143	2.3173	1.2763	23:44.0	104.9	37.4	5.14	23.22	5.26
4 JUN 1993	2449143.04	59.7	T	130	0.1639	2.5782	1.5669	13: 0.4	109.4	48.4	16.84	-22.31	16.87
29 NOV 1993	2449320.77	60.1	T	135	-0.3995	2.1893	1.0920	6:26.0	105.9	23.8	4.35	21.12	4.54
25 MAY 1994	2449497.65	60.5	P	140	0.8934	1.2188	0.2489	3:30.4	52.9	-	16.12	-19.99	16.17
18 NOV 1994	2449674.78	60.8	PN	145	-1.1049	0.9077	-0.2148	6:43.9	-	-	3.57	18.20	3.81
15 APR 1995	2449823.01	61.1	P	112	-0.9593	1.1089	0.1172	12:18.1	37.2	-	13.53	-10.63	13.55
8 OCT 1995	2449999.17	61.5	PN	117	1.1179	0.8511	-0.2063	16: 4.1	-	-	0.89	6.88	1.12
4 APR 1996	2450177.51	61.9	T	122	-0.2533	2.4327	1.3848	0: 9.8	109.0	43.3	12.89	-5.95	12.84
27 SEP 1996	2450353.62	62.2	T	127	0.3426	2.2441	1.2452	2:54.3	102.1	35.1	0.26	2.03	0.41
24 MAR 1997	2450531.69	62.6	P	132	0.4899	2.0254	0.9240	4:39.4	102.0	-	12.23	-1.00	12.11
16 SEP 1997	2450708.28	63.0	T	137	-0.3768	2.1665	1.1968	18:46.6	98.7	31.2	23.64	-2.78	23.72
13 MAR 1998	2450885.68	63.4	PN	142	1.1965	0.7347	-0.3781	4:20.1	-	-	11.56	4.05	11.37
8 AUG 1998	2451033.60	63.7	PN	109	1.4876	0.1458	-0.8582	2:24.9	-	-	21.17	-14.80	21.09
6 SEP 1998	2451062.97	63.7	PN	147	-1.1058	0.8371	-0.1488	11:10.1	-	-	23.02	-7.49	23.02
31 JAN 1999	2451210.18	64.0	PN	114	-1.0191	1.0282	-0.2020	16:17.5	-	-	8.91	16.41	8.70
28 JUL 1999	2451387.98	64.4	P	119	0.7863	1.4600	0.4016	11:33.7	71.7	-	20.48	-18.30	20.38
21 JAN 2000	2451564.70	64.8	T	124	-0.2957	2.3312	1.3302	4:43.5	102.2	39.0	8.17	19.76	7.99
16 JUL 2000	2451742.08	65.2	T	129	0.0301	2.8636	1.7731	13:55.5	118.5	53.7	19.75	-21.22	19.65

230 LUNAR ECLIPSES: 83 PENUMBRAL 66 PARTIAL 81 TOTAL 100.0 YEARS

CANON OF LUNAR ECLIPSES

DATE	JULIAN DATE	DELTA T	TYPE	SAROS	GAMMA	PENUMBRAL MAGNITUDE	UMBRAL MAGNITUDE	MIDDLE ECLIPSE (h:m)	PARTIAL S.DUR. (m)	TOTAL S.DUR. (m)	MOON RA	MOON DEC	GST (° UT)
9 JAN 2001	2451919.35	65.6	T	134	0.3720	2.1867	1.1944	20:20.6	98.7	31.0	7.42	22.38	7.30
5 JUL 2001	2452098.12	66.0	P	139	-0.7288	1.5733	0.4995	14:55.3	80.1	-	18.99	-23.41	18.91
30 DEC 2001	2452273.94	66.3	PN	144	1.0732	0.9186	-0.1104	10:29.3	-	-	6.64	24.21	6.60
26 MAY 2002	2452421.00	66.7	PN	111	1.1759	0.7144	-0.2832	12:3.4	-	-	16.23	-20.03	16.26
24 JUN 2002	2452450.39	66.7	PN	149	-1.4441	0.2347	-0.7872	21:27.1	-	-	18.22	-24.78	18.19
20 NOV 2002	2452598.57	67.0	PN	116	-1.1127	0.8862	-0.2219	1:46.5	-	-	3.71	18.65	3.93
16 MAY 2003	2452775.65	67.4	T	121	0.4123	2.0996	1.1335	3:40.1	97.4	26.3	15.51	-18.59	15.56
9 NOV 2003	2452952.56	67.8	T	126	-0.4320	2.1401	1.0221	1:18.5	106.1	11.8	2.93	16.33	3.19
4 MAY 2004	2453130.36	68.2	T	131	-0.3132	2.2877	1.3093	20:30.2	102.1	38.2	14.81	-16.54	14.87
28 OCT 2004	2453306.63	68.6	T	136	0.2847	2.3896	1.3129	3:4.0	109.8	40.7	2.18	13.44	2.45
24 APR 2005	2453484.91	69.0	PN	141	-1.0886	0.8904	-0.1384	9:54.8	-	-	14.11	-13.91	14.17
17 OCT 2005	2453661.00	69.4	P	146	0.9797	1.0837	0.0678	12:3.2	28.8	-	1.47	10.25	1.74
14 MAR 2006	2453809.49	69.7	PN	113	1.0210	1.0565	-0.0558	23:47.4	-	-	11.68	3.09	11.50
7 SEP 2006	2453986.29	70.1	P	118	-0.9261	1.1879	-0.1897	18:51.2	46.2	-	23.11	-6.74	23.11
3 MAR 2007	2454163.47	70.5	T	123	0.3174	2.3452	1.2375	23:20.8	110.9	37.1	10.96	6.93	10.76
28 AUG 2007	2454340.94	70.9	T	128	-0.2145	2.4778	1.4815	10:37.2	106.5	45.4	22.45	-9.96	22.42
21 FEB 2008	2454517.64	71.3	T	133	-0.3993	2.1707	1.1110	3:25.9	103.1	25.4	10.25	10.47	10.03
16 AUG 2008	2454695.38	71.8	P	138	0.5648	1.8620	0.8124	21:10.0	94.5	-	21.78	-12.92	21.71
9 FEB 2009	2454872.11	72.2	PN	143	-1.0642	0.9244	-0.0830	14:38.1	-	-	9.53	13.53	9.32
7 JUL 2009	2455019.90	72.5	PN	110	-1.4915	0.1825	-0.9084	9:38.5	-	-	19.14	-23.86	19.03
6 AUG 2009	2455049.53	72.6	PN	148	1.3575	0.4276	-0.6617	0:39.0	-	-	21.05	-15.58	20.98
31 DEC 2009	2455197.31	72.9	P	115	0.9765	1.0508	0.0820	19:22.5	30.8	-	6.76	24.02	6.69
26 JUN 2010	2455373.99	73.3	P	120	-0.7090	1.6033	0.5420	11:38.3	81.9	-	18.35	-24.00	18.30
21 DEC 2010	2455551.85	73.7	T	125	0.3213	2.3064	1.2614	8:16.8	104.8	36.7	5.95	23.75	5.99
15 JUN 2011	2455728.34	74.1	T	130	0.0899	2.7117	1.7050	20:12.5	110.2	50.6	17.59	-23.23	17.58
10 DEC 2011	2455906.11	74.6	T	135	-0.3883	2.2120	1.1105	14:31.6	106.6	26.0	5.14	22.55	5.26
4 JUN 2012	2456082.96	75.0	P	140	0.8250	1.3429	0.3760	11:3.1	63.8	-	16.86	-21.67	16.89
28 NOV 2012	2456260.11	75.4	PN	145	-1.0870	0.9417	-0.1831	14:32.8	-	-	4.33	20.46	4.53
25 APR 2013	2456408.34	75.8	P	112	-1.0121	1.0118	0.0205	20:7.4	14.9	-	14.21	-14.43	14.27
25 MAY 2013	2456437.67	75.8	PNb	150	1.5352	0.0403	-0.9279	4:9.9	-	-	16.15	-19.41	16.19
18 OCT 2013	2456584.49	76.2	PN	117	1.1507	0.7908	-0.2666	23:50.1	-	-	1.57	11.00	1.84
15 APR 2014	2456762.82	76.6	T	122	-0.3016	2.3440	1.2959	7:45.5	107.8	39.4	13.56	-10.05	13.56
8 OCT 2014	2456938.96	77.0	T	127	0.3825	2.1710	1.1717	10:54.4	100.2	29.9	0.92	6.31	1.13
4 APR 2015	2457117.00	77.5	T	132	0.4461	2.1052	1.0053	12:0.1	104.9	4.3	12.89	-5.29	12.83
28 SEP 2015	2457293.62	77.9	T	137	-0.3297	2.2543	1.2820	2:47.0	100.4	36.4	0.29	1.53	0.44
23 MAR 2016	2457470.99	78.3	PN	142	1.1593	0.8008	-0.3075	11:47.0	-	-	12.22	-0.31	12.09
18 AUG 2016	2457618.91	78.7	PN <sup>e</sup>	109	1.5594	0.0166	-0.9925	9:42.4	-	-	21.85	-11.42	21.81
16 SEP 2016	2457648.29	78.7	PN	147	-1.0550	0.9329	-0.0580	18:54.2	-	-	23.67	-3.26	23.74
11 FEB 2017	2457795.53	79.1	PN	114	-1.0254	1.0141	-0.0302	0:43.7	-	-	9.64	13.05	9.42
7 AUG 2017	2457973.26	79.5	P	119	0.8668	1.3145	0.2515	18:20.3	58.1	-	21.18	-15.42	21.10



CANON OF LUNAR ECLIPSES

DATE	JULIAN DATE	DELTA T	TYPE	SAROS	GAMMA	PENUMBRAL MAGNITUDE	UMBRAL MAGNITUDE	MIDDLE ECLIPSE (h:m)	PARTIAL S.DUR. (m)	TOTAL S.DUR. (m)	MOON RA	MOON DEC	GST (ø UT)
31 JAN 2018	2458150.06	80.0	T	124	-0.3012	2.3196	1.3214	13:29.6	101.9	38.5	8.93	17.00	8.71
27 JUL 2018	2458327.35	80.4	T	129	0.1166	2.7056	1.6137	20:21.5	117.8	52.0	20.47	-18.97	20.36
21 JAN 2019	2458504.72	80.9	T	134	0.3686	2.1931	1.2005	5:12.1	98.9	31.5	8.21	20.34	8.02
16 JUN 2019	2458681.40	81.3	P	139	-0.6432	1.7293	0.6576	21:30.5	89.4	-	19.73	-21.88	19.63
10 JAN 2020	2458859.30	81.8	PN	144	1.0728	0.9208	-0.1109	19: 9.8	-	-	7.45	23.00	7.32
5 JUN 2020	2459006.31	82.1	PN	111	1.2405	0.5936	-0.3994	19:24.9	-	-	16.97	-21.45	16.98
5 JUL 2020	2459035.69	82.2	PN	149	-1.3640	0.3796	-0.6385	4:29.8	-	-	18.99	-24.05	18.91
30 NOV 2020	2459183.91	82.6	PN	116	-1.1309	0.8548	-0.2575	9:42.6	-	-	4.48	20.75	4.65
26 MAY 2021	2459360.97	83.0	T	121	0.4773	1.9790	1.0155	11:18.5	94.2	8.7	16.24	-20.74	16.28
19 NOV 2021	2459537.88	83.5	P	126	-0.4552	2.0984	0.9788	9: 2.7	104.6	-	3.67	19.15	3.91
16 MAY 2022	2459715.68	83.9	T	131	-0.2533	2.3973	1.4193	4:11.3	104.1	42.9	15.52	-19.33	15.59
8 NOV 2022	2459891.96	84.4	T	136	0.2571	2.4401	1.3635	10:58.9	110.4	42.9	2.90	16.86	3.17
5 MAY 2023	2460070.23	84.9	PN	141	-1.0351	0.9889	-0.3040	17:22.7	-	-	14.81	-17.24	14.89
28 OCT 2023	2460246.34	85.3	P	146	0.9473	1.1432	0.1273	20:13.8	39.3	-	2.16	14.08	2.46
28 MAR 2024	2460394.80	85.7	PN	113	1.0609	0.9821	-0.1278	7:12.6	-	-	12.34	-1.20	12.22
18 SEP 2024	2460571.61	86.2	P	118	-0.9792	1.0622	0.0908	2:44.0	32.2	-	23.77	-2.59	23.83
14 MAR 2025	2460748.79	86.6	T	123	0.3484	2.2858	1.1831	6:58.5	109.5	33.1	11.64	2.68	11.48
7 SEP 2025	2460926.26	87.1	T	128	0.2751	2.3694	1.3676	18:11.5	105.1	41.5	23.11	-6.00	23.14
3 MAR 2026	2461102.98	87.6	T	133	-0.3765	2.2095	1.1557	11:33.4	104.0	29.6	10.94	6.40	10.75
28 AUG 2026	2461280.68	88.0	P	138	0.4965	1.9907	0.9347	4:12.6	99.5	-	22.44	-9.30	22.43
20 FEB 2027	2461457.47	88.5	PN	143	-1.0482	0.9515	-0.0516	23:12.6	-	-	10.24	9.79	10.04
18 JUL 2027	2461605.17	88.9	PN <sup>e</sup>	110	-1.5757	0.0279	-1.0629	16: 2.7	-	-	19.88	-22.34	19.75
17 AUG 2027	2461634.80	89.0	PN	148	1.2800	0.5713	-0.5211	7:13.4	-	-	21.73	-12.41	21.70
12 JAN 2028	2461782.68	89.4	P	115	0.9816	1.0722	0.0720	4:12.7	28.9	-	7.66	22.69	7.41
6 JUL 2028	2461959.26	89.9	P	120	-0.7902	1.4526	0.3945	18:19.4	71.3	-	19.11	-23.29	19.02
31 DEC 2028	2462137.20	90.3	T	125	0.3257	2.3001	1.2516	16:51.7	104.9	36.2	6.77	23.33	6.71
26 JUN 2029	2462313.64	90.8	T	130	0.0126	2.8515	1.8488	22:19.9	110.3	51.4	18.35	-23.34	18.30
20 DEC 2029	2462491.45	91.3	T	135	-0.3812	2.2268	1.1217	3:41.6	107.1	27.3	5.95	23.09	5.99
15 JUN 2030	2462668.27	91.8	P	140	0.7536	1.4725	0.5080	18:33.0	72.7	-	17.61	-22.56	17.61
9 DEC 2030	2462845.44	92.3	PN	145	-1.0733	0.9677	-0.1588	22:27.3	-	-	5.12	21.92	5.25
7 MAY 2031	2462993.66	92.7	PN	112	-1.0694	0.9067	-0.0847	3:50.5	-	-	14.92	-17.79	14.99
5 JUN 2031	2463022.99	92.8	PN	150	1.4734	0.1537	-0.8143	11:43.8	-	-	16.89	-21.05	16.91
30 OCT 2031	2463169.82	93.2	PN	117	1.1773	0.7420	-0.3152	7:45.1	-	-	2.27	14.83	2.56
25 APR 2032	2463348.14	93.7	T	122	-0.3556	2.2451	1.1966	15:13.3	106.1	33.2	14.24	-13.83	14.28
18 OCT 2032	2463524.29	94.2	T	127	0.4169	2.1082	1.1084	19: 2.1	98.4	24.1	1.60	10.42	1.85
14 APR 2033	2463702.30	94.7	T	132	0.3955	2.1971	1.0988	19:12.3	108.0	25.0	13.56	-9.39	13.55
8 OCT 2033	2463878.96	95.2	T	137	-0.2889	2.3305	1.3554	10:54.8	101.7	39.9	0.96	5.81	1.16
3 APR 2034	2464056.30	95.7	PN	142	1.1145	0.8805	-0.2231	19: 5.4	-	-	12.88	-4.59	12.81
28 SEP 2034	2464233.62	96.2	P	147	-1.0111	1.0160	0.0198	2:46.0	14.6	-	0.33	1.05	0.46
22 FEB 2035	2464380.88	96.6	PN	114	-1.0367	0.9908	-0.0482	9: 4.6	-	-	10.35	9.23	10.14

CANON OF LUNAR ECLIPSES

DATE	JULIAN DATE	DELTA T	TYPE	SAROS	GAMMA	PENUMBRAL MAGNITUDE	UMBRAL MAGNITUDE	MIDDLE ECLIPSE (h:m)	PARTIAL S.DUR. (m)	TOTAL S.DUR. (m)	MOON RA	MOON DEC	GST (° UT)
19 AUG 2035	2464558.55	97.1	P	119	0.9432	1.1768	0.1089	1:10.6	38.9	-	21.86	-12.03	21.82
11 FEB 2036	2464735.43	97.7	T	124	-0.3108	2.3004	1.3053	22:11.5	101.5	37.7	9.67	13.62	9.44
7 AUG 2036	2464912.62	98.2	T	129	0.2003	2.5530	1.4593	2:50.9	116.2	48.1	21.18	-16.10	21.08
31 JAN 2037	2465090.08	98.7	T	134	0.3621	2.2950	1.2126	13:60.0	99.2	32.3	8.97	17.54	8.74
27 JUL 2037	2465266.67	99.2	P	139	-0.5583	1.8840	1.2126	4: 8.2	96.7	-	20.46	-19.64	20.35
21 JAN 2038	2465444.66	99.7	PN	144	1.0712	0.9249	-0.1090	3:48.2	-	-	8.24	20.93	8.04
17 JUN 2038	2465591.61	100.2	PN	111	1.3082	0.4674	-0.5216	2:43.4	-	-	17.72	-22.09	17.70
16 JUL 2038	2465620.98	100.3	PN	149	-1.2840	0.5249	-0.4901	11:34.3	-	-	19.74	-22.53	19.63
11 DEC 2038	2465769.24	100.7	PN	116	-1.1449	0.8308	-0.2849	17:43.3	-	-	5.27	22.02	5.37
6 JUN 2039	2465946.29	101.2	P	121	0.5460	1.8520	0.8906	18:52.8	90.2	-	16.99	-22.15	17.00
30 NOV 2039	2466123.21	101.8	P	126	-0.4721	2.0681	0.9470	16:54.7	103.5	-	4.45	21.28	4.63
26 MAY 2040	2466300.99	102.3	T	131	-0.1872	2.5188	1.5405	11:44.7	105.9	46.8	16.26	-21.46	16.31
18 NOV 2040	2466477.29	102.8	T	136	0.2362	2.4783	1.4021	19: 2.9	110.7	44.4	3.65	19.71	3.90
16 MAY 2041	2466655.53	103.4	P	141	-0.9748	1.1001	0.0696	0:41.3	30.0	-	15.53	-20.02	15.61
8 NOV 2041	2466831.69	103.9	P	146	0.9214	1.1907	0.1748	4:33.3	45.8	-	2.89	17.51	3.18
5 APR 2042	2466980.10	104.4	PN	113	1.1080	0.8943	-0.2130	14:28.4	-	-	13.01	-5.39	12.94
29 SEP 2042	2467156.95	104.9	P	118	-1.0262	0.9777	-0.0027	10:44.0	3.5	-	0.43	1.64	0.56
28 OCT 2042	2467186.32	105.0	PNb	156	1.5567	0.0075	-0.9738	19:32.7	-	-	2.17	14.80	2.49
25 MAR 2043	2467334.11	105.5	T	123	0.3848	2.2163	1.1189	14:30.3	107.7	27.2	12.31	-1.82	12.20
19 SEP 2043	2467511.58	106.0	T	128	-0.3316	2.2686	1.2611	1:50.0	103.4	36.3	23.77	-1.86	23.86
13 MAR 2044	2467688.32	106.6	T	133	-0.3496	2.2557	1.2080	19:36.7	105.0	33.6	11.61	2.14	11.47
7 SEP 2044	2467865.97	107.1	T	138	0.4320	2.1114	1.0503	11:18.9	103.5	17.6	23.10	-5.37	23.15
3 MAR 2045	2468042.82	107.7	PN	143	-1.0276	0.9871	-0.0116	7:41.6	-	-	10.93	5.71	10.77
27 AUG 2045	2468220.08	108.2	PN	148	1.2064	0.7081	-0.3877	13:53.0	-	-	22.40	-8.81	22.41
22 JAN 2046	2468368.04	108.7	P	115	0.9884	1.0602	0.0591	13: 0.8	26.2	-	8.35	20.51	8.14
18 JUL 2046	2468544.55	109.3	P	120	-0.8689	1.3068	0.2515	1: 4.3	57.9	-	19.86	-21.79	19.73
12 JAN 2047	2468722.56	109.9	T	125	0.3315	2.2908	1.2394	1:24.4	104.9	35.5	7.57	21.99	7.43
7 JUL 2047	2468898.94	110.4	T	130	-0.0633	2.7566	1.7574	10:33.9	109.8	50.9	19.11	-22.62	19.02
1 JAN 2048	2469076.79	111.0	T	135	-0.3747	2.2401	1.1322	6:52.0	107.6	28.4	6.76	22.68	6.71
26 JUN 2048	2469253.59	111.6	P	140	0.6799	1.6069	0.6443	2: 0.6	80.1	-	18.37	-22.64	18.33
20 DEC 2048	2469430.77	112.2	PN	145	-1.0626	0.9878	-0.1396	6:25.9	-	-	5.92	22.48	5.97
17 MAY 2049	2469578.98	112.6	PN	112	-1.1337	0.7890	-0.2027	11:24.8	-	-	15.64	-20.60	15.71
15 JUN 2049	2469608.30	112.7	PN	150	1.4071	0.2755	-0.6930	19:12.3	-	-	17.64	-21.92	17.63
9 NOV 2049	2469755.16	113.2	PN	117	1.1963	0.7068	-0.3500	15:50.2	-	-	3.00	18.22	3.28
6 MAY 2050	2469933.44	113.8	T	122	-0.4180	2.1311	1.0820	22:30.1	103.5	22.2	14.94	-17.18	15.00
30 OCT 2050	2470109.64	114.4	T	127	0.4433	2.0600	1.0596	3:19.8	96.9	17.9	2.30	14.25	2.58
26 APR 2051	2470287.59	115.0	T	132	0.3373	2.3031	1.2065	2:14.5	110.9	35.2	14.24	-13.16	14.27
19 OCT 2051	2470464.30	115.6	T	137	-0.2543	2.3955	1.4174	19: 9.9	102.6	42.2	1.63	9.92	1.88
14 APR 2052	2470641.60	116.2	PN	142	1.0631	0.9724	-0.1263	2:16.1	-	-	13.55	-8.69	13.53
8 OCT 2052	2470818.95	116.8	P	147	-0.9729	1.0890	0.0872	10:44.0	32.2	-	0.99	5.31	1.19

CANON OF LUNAR ECLIPSES

DATE	JULIAN DATE	DELTA T	TYPE	SAROS	GAMMA	PENUMBRAL MAGNITUDE	UMBRAL MAGNITUDE	MIDDLE ECLIPSE (h:m)	PARTIAL S.DUR. (m)	TOTAL S.DUR. (m)	MOON RA	MOON DEC	GST (Ø UT)
4 MAR 2053	2470966.22	117.3	PN	114	-1.0530	0.9580	-0.0753	17:20.2	-	-	11.03	5.08	10.86
29 AUG 2053	2471143.84	117.9	PN	119	1.0163	1.0453	-0.0279	8:3.8	-	-	22.53	-8.24	22.53
22 FEB 2054	2471320.79	118.5	T	124	-0.3239	2.2747	1.2830	6:49.4	100.9	36.6	10.38	9.77	10.16
18 AUG 2054	2471497.89	119.1	T	129	0.2804	2.4070	1.3112	9:24.5	113.8	41.9	21.86	-12.71	21.80
11 FEB 2055	2471675.45	119.7	T	134	0.3529	2.2216	1.2298	22:44.3	99.7	33.4	9.71	14.14	9.47
7 AUG 2055	2471851.95	120.4	P	139	-0.4771	2.0323	0.9639	10:51.3	102.2	-	21.17	-16.77	21.06
1 FEB 2056	2472030.02	121.0	PN	144	1.0684	0.9308	-0.1047	12:24.0	-	-	9.00	18.11	8.76
27 JUN 2056	2472176.92	121.5	PN	111	1.3769	0.3396	-0.6460	10:1.1	-	-	18.48	-21.90	18.42
26 JUL 2056	2472206.28	121.6	PN	149	-1.2050	0.6685	-0.3438	18:41.4	-	-	20.47	-20.29	20.35
22 DEC 2056	2472354.58	122.1	PN	116	-1.1559	0.8121	-0.3065	1:46.8	-	-	6.07	22.38	6.09
17 JUN 2057	2472531.60	122.8	P	121	0.6166	1.7216	0.7616	2:24.3	85.2	-	17.75	-22.76	17.72
11 DEC 2057	2472708.54	123.4	P	126	-0.4852	2.0443	0.9228	0:51.5	102.5	-	5.24	22.58	5.35
6 JUN 2058	2472886.30	124.0	T	131	-0.1182	2.6458	1.6667	19:13.7	107.2	49.2	17.01	-22.85	17.03
30 NOV 2058	2473062.64	124.7	T	136	0.2209	2.5060	1.4306	3:14.1	110.8	45.3	4.42	21.86	4.62
27 MAY 2059	2473240.83	125.3	P	141	-0.9099	1.2198	0.1879	7:53.4	49.1	-	16.26	-22.15	16.33
19 NOV 2059	2473417.04	126.0	P	146	0.9005	1.2290	0.2133	12:59.4	50.2	-	3.64	20.37	3.91
15 APR 2060	2473565.40	126.5	PN	113	1.1621	0.7937	-0.3110	21:34.9	-	-	13.68	-9.35	13.65
9 OCT 2060	2473742.29	127.2	PN	118	-1.0670	0.9047	-0.0740	18:51.4	-	-	1.09	5.81	1.28
8 NOV 2060	2473771.67	127.3	PN	156	1.5333	0.0516	-0.9319	4:2.1	-	-	2.90	18.23	3.21
4 APR 2061	2473919.41	127.8	T	123	0.4299	2.1307	1.0389	21:51.9	105.2	15.7	12.97	-5.81	12.92
29 SEP 2061	2474096.90	128.5	T	128	-0.3809	2.1811	1.1677	9:36.0	101.6	30.0	0.43	2.38	0.58
25 MAR 2062	2474273.65	129.1	T	133	0.3151	2.3160	1.2746	3:31.7	106.1	37.8	12.28	-2.16	12.19
18 SEP 2062	2474451.27	129.8	T	138	-0.3738	2.2214	1.1541	18:31.8	106.6	30.2	23.75	-1.23	23.86
14 MAR 2063	2474628.17	130.5	P	143	-1.0010	1.0335	0.0395	16:3.6	21.4	-	11.61	1.45	11.49
7 SEP 2063	2474805.36	131.2	PN	148	1.1377	0.8358	-0.2638	20:38.9	-	-	23.06	-4.90	23.13
2 FEB 2064	2474953.41	131.7	P	115	0.9967	1.0453	0.0437	21:46.7	22.5	-	9.11	17.60	8.66
28 JUL 2064	2475129.83	132.4	P	120	-0.9471	1.1621	0.1092	7:50.6	38.6	-	20.58	-19.58	20.45
22 JAN 2065	2475307.92	133.1	T	125	0.3369	2.2821	1.2285	9:56.7	105.0	34.9	8.36	19.80	8.15
17 JUL 2065	2475484.24	133.8	T	130	-0.1400	2.6146	1.6181	17:46.4	108.6	49.0	19.85	-21.13	19.74
11 JAN 2066	2475662.13	134.5	T	135	-0.3689	2.2518	1.1420	15:2.5	108.0	29.4	7.56	21.36	7.43
7 JUL 2066	2475838.90	135.1	P	140	0.6057	1.7423	0.7809	9:27.2	86.2	-	19.12	-21.91	19.04
31 DEC 2066	2476016.10	135.8	PN	145	-1.0541	1.0033	-0.1241	14:27.8	-	-	6.73	22.10	6.69
28 MAY 2067	2476164.29	136.4	PN	112	-1.2011	0.6656	-0.3270	18:53.8	-	-	16.38	-22.75	16.43
27 JUN 2067	2476193.61	136.5	PN	150	1.3396	0.3999	-0.5697	2:38.8	-	-	18.39	-21.97	18.35
21 NOV 2067	2476340.50	137.1	PN	117	1.2106	0.6804	-0.3758	0:2.3	-	-	3.76	21.02	4.01
17 MAY 2068	2476518.74	137.8	P	122	-0.4850	2.0086	0.9586	5:39.9	100.0	-	15.65	-19.97	15.72
9 NOV 2068	2476694.99	138.6	T	127	0.4644	2.0215	1.0207	11:44.6	95.6	10.2	3.02	17.62	3.30
6 MAY 2069	2476872.88	139.3	T	132	0.2719	2.4223	1.3273	9:7.6	113.6	42.6	14.94	-16.51	14.99
30 OCT 2069	2477049.65	140.0	T	137	-0.2263	2.4484	1.4673	3:32.7	103.3	43.8	2.33	13.72	2.60
25 APR 2070	2477226.89	140.7	PN	142	1.0046	1.0773	-0.0165	9:19.0	-	-	14.23	-12.48	14.25

CANON OF LUNAR ECLIPSES

DATE	JULIAN DATE	DELTA T	TYPE	SAROS	GAMMA	PENUMBRAL MAGNITUDE	UMBRAL MAGNITUDE	MIDDLE ECLIPSE (h:m)	PARTIAL S.DUR. (m)	TOTAL S.DUR. (m)	MOON RA	MOON DEC	GST (ø UT)
19 OCT 2070	2477404.29	141.4	P	147	-0.9408	1.1508	0.1435	18:48.8	41.4	-	1.67	9.40	1.91
16 MAR 2071	2477551.56	142.0	PN	114	-1.0757	0.9134	-0.1140	1:28.8	-	-	11.71	0.76	11.58
9 SEP 2071	2477729.13	142.8	PN	119	1.0833	0.9252	-0.1535	15:3.2	-	-	23.19	-4.16	23.25
4 MAR 2072	2477906.14	143.5	T	124	-0.3429	2.2380	1.2501	15:20.7	100.2	34.7	11.07	5.61	10.88
28 AUG 2072	2478083.17	144.2	T	129	0.3562	2.2692	1.1711	16:3.2	110.6	32.6	22.53	-8.92	22.62
22 FEB 2073	2478260.81	145.0	T	134	0.3390	2.2466	1.2556	7:22.5	100.3	35.0	10.42	10.27	10.19
17 AUG 2073	2478437.24	145.7	T	139	-0.4000	2.1733	1.1058	17:40.2	106.2	25.5	21.85	-13.39	21.78
11 FEB 2074	2478615.37	146.5	PN	144	1.0613	0.9444	-0.0922	20:53.5	-	-	9.74	14.69	9.49
8 JUL 2074	2478762.22	147.1	PN	111	1.4456	0.2121	-0.7706	17:19.2	-	-	19.22	-20.91	19.14
7 AUG 2074	2478791.58	147.2	PN	149	-1.1294	0.8061	-0.2041	1:53.6	-	-	21.18	-17.41	21.07
2 JAN 2075	2478939.91	147.9	PN	116	-1.1642	0.7979	-0.3226	9:52.5	-	-	6.88	21.82	6.81
28 JUN 2075	2479116.91	148.6	P	121	0.6896	1.5873	0.6281	9:53.1	79.0	-	18.50	-22.54	18.44
22 DEC 2075	2479293.87	149.4	P	128	-0.4944	2.0275	0.9059	8:53.4	101.7	50.6	6.05	22.98	6.07
17 JUN 2076	2479471.61	150.2	T	131	-0.0453	2.7802	1.7999	2:37.3	108.1	45.9	17.77	-23.44	17.75
10 DEC 2076	2479647.98	151.0	T	136	0.2104	2.5245	1.4505	11:32.3	110.8	45.9	5.22	23.19	5.34
6 JUN 2077	2479826.12	151.7	P	141	-0.8389	1.3509	0.3172	14:57.3	63.0	-	17.02	-23.53	17.05
29 NOV 2077	2480002.40	152.5	P	146	0.8856	1.2559	0.2407	21:33.3	53.0	-	4.42	22.54	4.63
27 OCT 2078	2480150.69	153.2	PN	113	1.2222	0.6822	-0.4198	4:33.2	-	-	14.36	-12.96	14.37
21 OCT 2078	2480327.63	154.0	PN	118	-1.1021	0.8422	-0.1404	3:5.5	-	-	1.78	9.80	2.00
19 NOV 2078	2480357.03	154.1	PN	156	1.5148	0.0865	-0.8990	12:37.4	-	-	3.65	21.08	3.93
16 APR 2079	2480504.72	154.8	P	123	0.4798	2.0364	0.9502	5:8.1	102.1	-	13.65	-9.79	13.64
10 OCT 2079	2480682.23	155.6	T	128	-0.4245	2.1042	1.0847	17:27.9	99.8	21.8	1.09	6.53	1.30
4 APR 2080	2480858.97	156.4	T	133	-0.2753	2.3858	1.3508	11:21.0	107.2	41.5	12.95	-6.38	12.91
29 SEP 2080	2481036.58	157.2	T	138	0.3205	2.3221	1.2487	1:50.0	109.1	37.3	0.41	2.98	0.58
25 MAR 2081	2481213.52	158.0	P	143	-0.9691	1.0898	0.1004	0:19.3	34.2	-	12.28	-2.86	12.21
18 SEP 2081	2481390.65	158.8	PN	148	1.0751	0.9526	-0.1505	3:32.7	-	-	23.72	-0.77	23.85
13 FEB 2082	2481538.77	159.5	P	115	1.0099	1.0212	0.0194	6:26.6	14.7	-	9.85	14.12	9.58
8 AUG 2082	2481715.12	160.3	PN	120	-1.0201	1.0273	-0.0238	14:44.0	-	-	21.29	-16.75	21.17
2 FEB 2083	2481893.27	161.2	T	125	0.3461	2.2661	1.2106	18:24.0	104.9	33.7	9.11	16.90	8.88
29 JUL 2083	2482069.55	162.0	T	130	-0.2140	2.4776	1.4835	1:2.8	106.9	45.7	20.58	-18.92	20.46
22 JAN 2084	2482247.47	162.8	T	135	-0.3611	2.2667	1.1555	23:10.2	108.6	30.7	8.34	19.20	8.15
17 JUL 2084	2482424.21	163.7	P	140	0.5315	1.8783	0.9173	16:56.1	91.2	-	19.86	-20.40	19.76
10 JAN 2085	2482601.44	164.5	PN	145	-1.0456	1.0187	-0.1080	22:29.7	-	-	7.52	20.82	7.41
8 JUN 2085	2482749.60	165.2	PN	112	-1.2745	0.5318	-0.4623	2:14.8	-	-	17.13	-24.15	17.15
7 JUL 2085	2482778.92	165.4	PN	150	1.2697	0.5292	-0.4423	10:1.9	-	-	19.14	-21.21	19.07
1 DEC 2085	2482925.85	166.1	PN	117	1.2188	0.6648	-0.3903	8:22.7	-	-	4.54	23.08	4.73
28 MAY 2086	2483104.03	167.0	P	122	-0.5583	1.8748	0.8235	12:41.0	95.2	-	16.39	-22.10	16.44
20 NOV 2086	2483280.35	167.8	P	127	0.4798	1.9935	0.9923	20:16.8	94.6	-	3.78	20.40	4.02
17 MAY 2087	2483458.16	168.7	T	132	0.2001	2.5533	1.4597	15:52.5	115.8	48.0	15.65	-19.30	15.71
10 NOV 2087	2483635.00	169.6	T	137	-0.2044	2.4901	1.5059	12:2.7	103.8	44.9	3.06	17.07	3.33

CANON OF LUNAR ECLIPSES

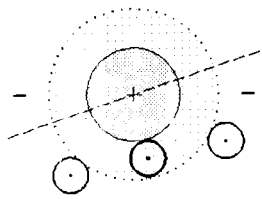
DATE	JULIAN DATE	DELTA T	TYPE	SAROS	GAMMA	PENUMBRAL MAGNITUDE	UMBRAL MAGNITUDE	MIDDLE ECLIPSE (h:m)	PARTIAL S.DUR. (m)	TOTAL S.DUR. (m)	MOON RA	MOON DEC	GST (° UT)
5 MAY 2088	2483812.18	170.5	P	142	0.9390	1.1952	0.1062	16:13.9	39.0	-	14.92	-15.82	14.97
30 OCT 2088	2483989.63	171.4	P	147	-0.9149	1.2009	0.1881	3:0.4	47.3	-	2.37	13.18	2.63
26 MAR 2089	2484136.90	172.1	PN	114	-1.1037	0.8588	-0.1625	9:31.3	-	-	12.37	-3.60	12.31
19 SEP 2089	2484314.42	173.0	PN	119	1.1445	0.8157	-0.2686	22:8.3	-	-	23.84	0.09	23.97
15 MAR 2090	2484491.49	173.9	T	124	-0.3672	2.1914	1.2073	23:45.6	99.2	32.0	11.74	1.28	11.61
8 SEP 2090	2484668.45	174.8	T	129	0.4255	2.1433	1.0427	22:49.5	107.0	16.5	23.18	-4.84	23.23
5 MAR 2091	2484846.17	175.7	T	134	0.3216	2.2781	1.2882	15:55.4	101.1	36.9	11.11	6.09	10.91
29 AUG 2091	2485022.53	176.6	T	139	-0.3273	2.3065	1.2396	0:35.4	109.2	36.8	22.52	-9.60	22.50
23 FEB 2092	2485200.72	177.6	PN	144	1.0512	0.9634	-0.0741	5:18.0	-	-	10.45	10.81	10.21
19 JUL 2092	2485347.53	178.3	PNe	111	1.5130	0.0874	-0.8931	0:39.0	-	-	19.95	-19.16	19.86
17 AUG 2092	2485376.88	178.5	PN	149	-1.0571	0.9379	-0.0707	9:11.0	-	-	21.87	-14.02	21.78
12 JAN 2093	2485525.25	179.3	PN	116	-1.1732	0.7819	-0.3398	17:56.9	-	-	7.67	20.36	7.53
8 JUL 2093	2485702.23	180.2	P	121	0.7631	1.4525	0.4934	17:21.3	71.5	-	19.25	-21.52	19.16
1 JAN 2094	2485879.21	181.2	P	126	-0.5023	2.0125	0.8918	16:57.0	101.1	-	6.85	22.45	6.79
28 JUN 2094	2486056.92	182.1	T	131	0.0286	2.8118	1.8294	9:58.9	108.4	50.8	18.53	-23.20	18.47
21 DEC 2094	2486233.33	183.1	T	136	0.2017	2.5394	1.4674	19:53.4	110.7	46.3	6.03	23.62	6.06
17 JUN 2095	2486411.42	184.0	P	141	-0.7655	1.4868	0.4507	21:57.1	73.9	-	17.78	-24.11	17.76
11 DEC 2095	2486587.76	185.0	P	146	0.8744	1.2760	0.2617	6:11.9	55.0	-	5.22	23.87	5.35
7 MAY 2096	2486735.98	185.8	PN	113	1.2896	0.5572	-0.5422	11:21.6	-	-	15.06	-16.09	15.09
6 JUN 2096	2486765.61	186.0	PNb	151	-1.5726	0.0304	-1.0540	2:40.5	-	-	17.00	-24.14	17.04
31 OCT 2096	2486912.98	186.8	PN	118	-1.1308	0.7917	-0.1948	11:27.3	-	-	2.48	13.46	2.72
29 NOV 2096	2486942.39	187.0	PN	156	1.5018	0.1111	-0.8760	21:19.2	-	-	4.44	23.23	4.65
26 APR 2097	2487090.01	187.8	P	123	0.5376	1.9274	0.8470	12:15.1	98.0	-	14.33	-13.42	14.35
21 OCT 2097	2487267.56	188.8	T	128	-0.4606	2.0409	1.0153	1:27.7	98.1	9.0	1.78	10.52	2.02
15 APR 2098	2487444.29	189.8	T	133	-0.2273	2.4707	1.4420	19:1.6	108.3	44.9	13.62	-10.37	13.63
10 OCT 2098	2487621.89	190.8	T	138	0.2751	2.4087	1.3290	9:16.7	110.9	41.8	1.08	7.15	1.30
5 APR 2099	2487798.85	191.8	P	143	-0.9306	1.1579	0.1733	8:27.7	44.6	-	12.95	-7.08	12.93
29 SEP 2099	2487975.94	192.8	PN	148	1.0177	1.0599	-0.0470	10:33.3	-	-	0.38	3.43	0.57
24 FEB 2100	2488124.13	193.7	PN	115	1.0265	0.9905	-0.0711	15:1.9	-	-	10.55	10.20	10.31
19 AUG 2100	2488300.41	194.7	PN	120	-1.0904	0.8975	-0.1521	21:41.7	-	-	21.98	-13.42	21.89

230 ECLIPSES 87 PENUMBRAL 58 PARTIAL 85 TOTAL 100.0 YEARS

FIFTY YEAR CANON OF LUNAR ECLIPSES: 1986 - 2035

SECTION 2 - ECLIPSE PATHS AND GLOBAL MAPS: 1901 - 2100

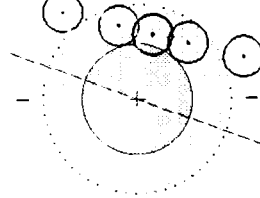
PENUMBRAL 3 MAY 1901  
110 | 18:31 UT



P = 1.061 | U = -0.029



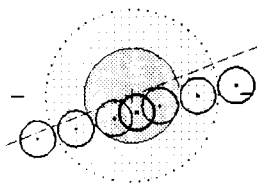
PARTIAL 27 OCT 1901  
111 | 15:15 UT



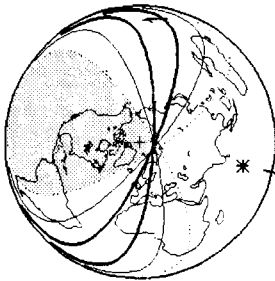
P = 1.203 | U = 0.226



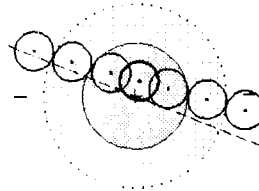
TOTAL 22 APR 1902  
120 | 18:53 UT



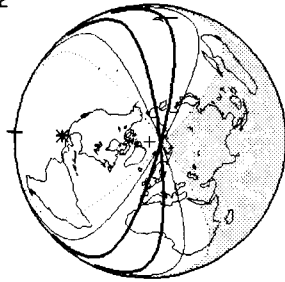
P = 2.426 | U = 1.337



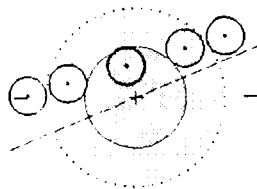
TOTAL 17 OCT 1902  
125 | 6:3 UT



P = 2.477 | U = 1.462



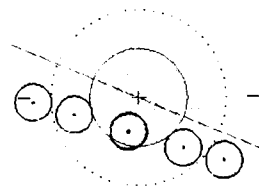
PARTIAL 12 APR 1903  
130 | 0:13 UT



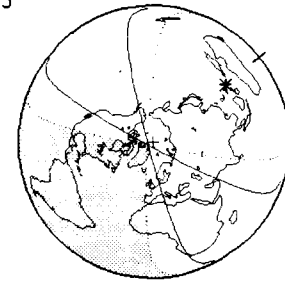
P = 2.012 | U = 0.973



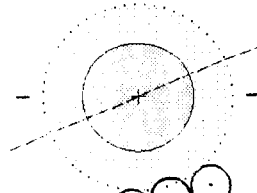
PARTIAL 6 OCT 1903  
135 | 15:17 UT



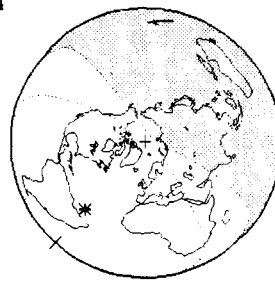
P = 1.939 | U = 0.870



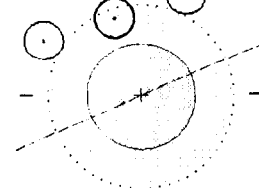
PENUMBRAL 2 MAR 1904  
102 | 3:2 UT



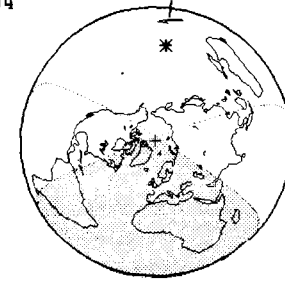
P = 0.200 | U = -0.785



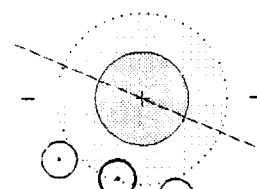
PENUMBRAL 31 MAR 1904  
140 | 12:32 UT



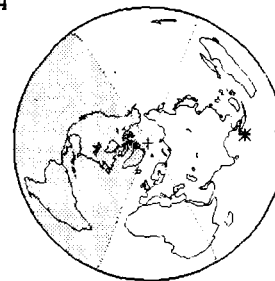
P = 0.729 | U = -0.263



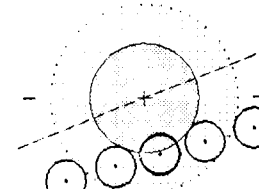
PENUMBRAL 24 SEP 1904  
145 | 17:35 UT



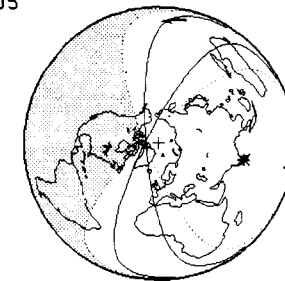
P = 0.570 | U = -0.534



PARTIAL 19 FEB 1905  
112 | 18:60 UT

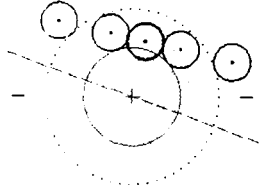


P = 1.406 | U = 0.410

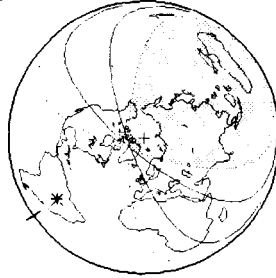


PARTIAL 15 AUG 1905

117 | 3:41 UT

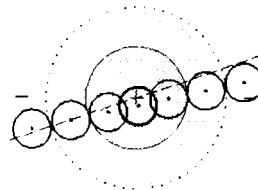


P = 1.351 | U = 0.292

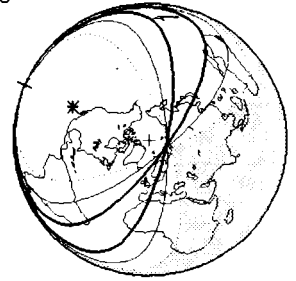


TOTAL 9 FEB 1906

122 | 7:47 UT

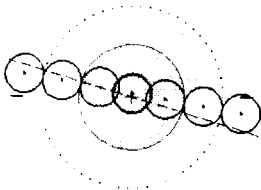


P = 2.676 | U = 1.630

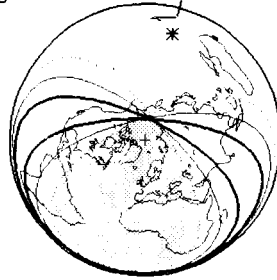


TOTAL 4 AUG 1906

127 | 13:00 UT

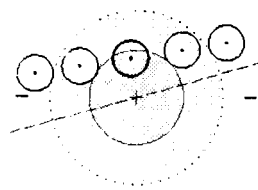


P = 2.797 | U = 1.785

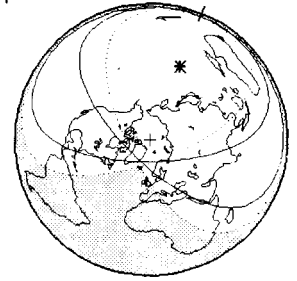


PARTIAL 29 JAN 1907

132 | 13:38 UT

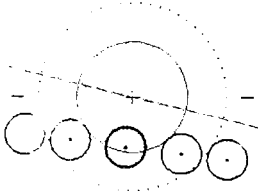


P = 1.820 | U = 0.716

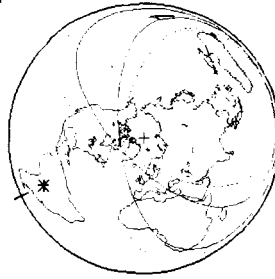


PARTIAL 25 JUL 1907

137 | 4:22 UT

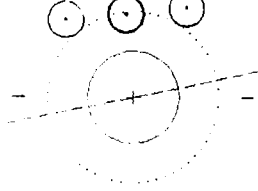


P = 1.534 | U = 0.621

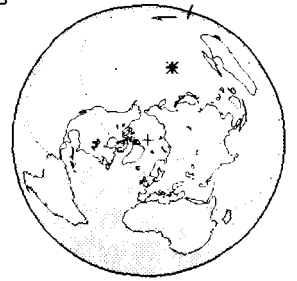


PENUMBRAL 18 JAN 1908

142 | 13:21 UT

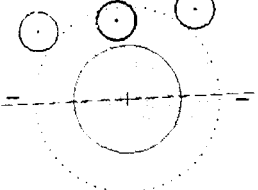


P = 0.563 | U = -0.564

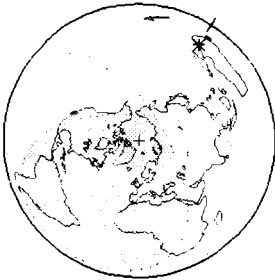


PENUMBRAL 14 JUN 1908

109 | 14:16 UT

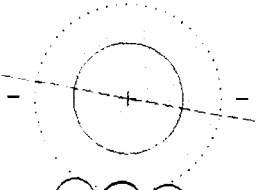


P = 0.838 | U = -0.149



PENUMBRAL 13 JUL 1908

147 | 21:34 UT

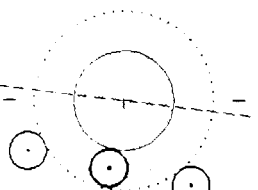


P = 0.254 | U = -0.714

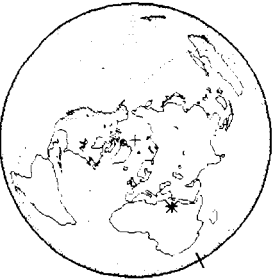


PENUMBRAL 7 DEC 1908

114 | 21:55 UT

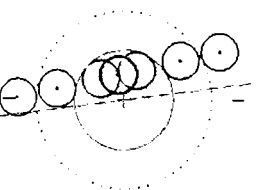


P = 1.060 | U = -0.005

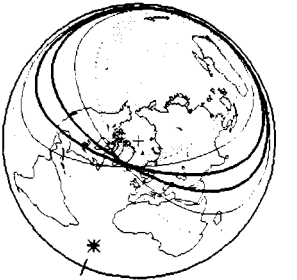


TOTAL 4 JUN 1909

119 | 1:29 UT

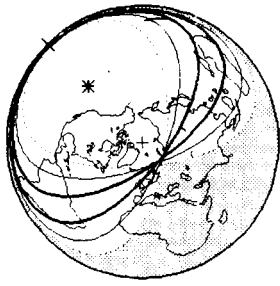
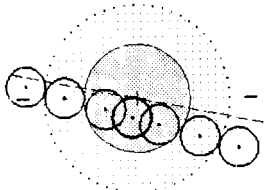


P = 2.205 | U = 1.163



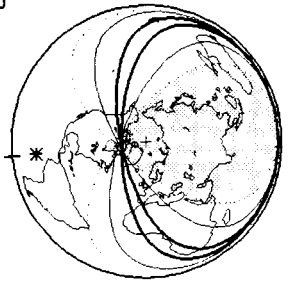
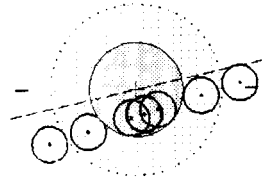


TOTAL 27 NOV 1909  
 24 | 8:54 UT



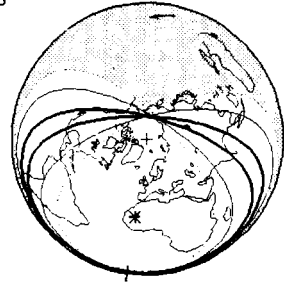
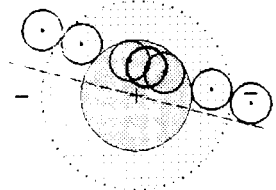
$P = 2.379$  |  $U = 1.371$

TOTAL 24 MAY 1910  
 129 | 5:34 UT



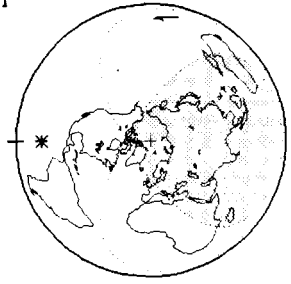
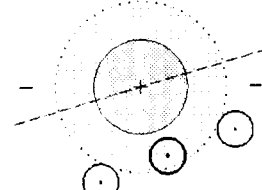
$P = 2.183$  |  $U = 1.100$

TOTAL 17 NOV 1910  
 134 | 0:21 UT



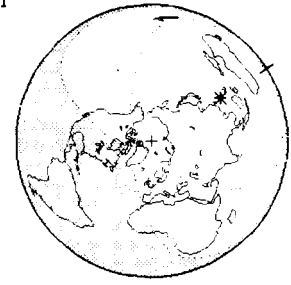
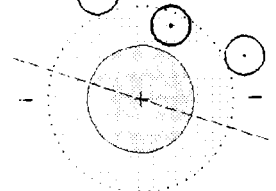
$P = 2.116$  |  $U = 1.131$

PENUMBRAL 13 MAY 1911  
 139 | 5:56 UT



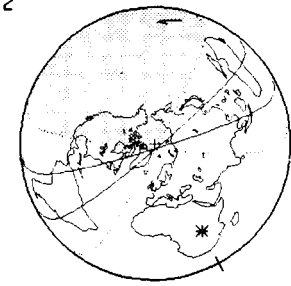
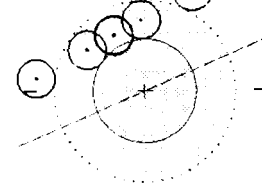
$P = 0.625$  |  $U = -0.266$

PENUMBRAL 6 NOV 1911  
 144 | 15:36 UT



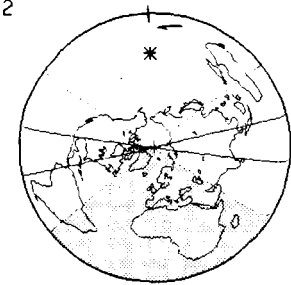
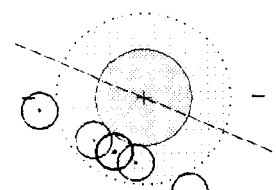
$P = 0.241$  |  $U = -0.168$

PARTIAL 1 APR 1912  
 111 | 2:14 UT



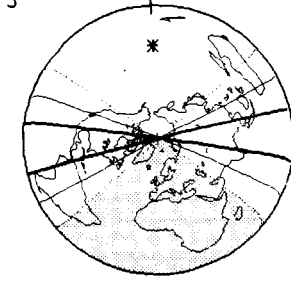
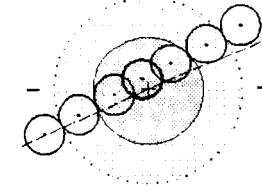
$P = 1.214$  |  $U = 0.187$

PARTIAL 26 SEP 1912  
 116 | 11:45 UT



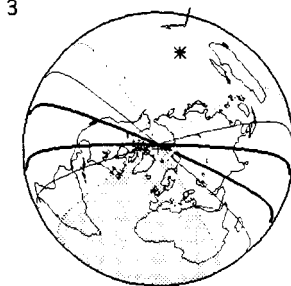
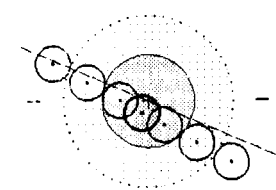
$P = 1.204$  |  $U = 0.123$

TOTAL 22 MAR 1913  
 121 | 11:58 UT



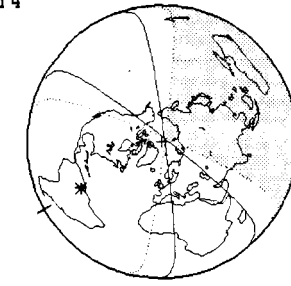
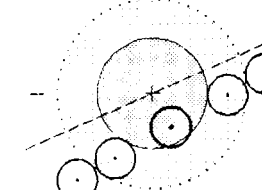
$P = 2.559$  |  $U = 1.574$

TOTAL 15 SEP 1913  
 126 | 12:48 UT



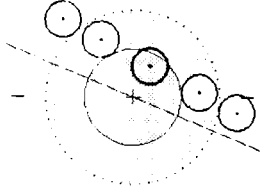
$P = 2.538$  |  $U = 1.435$

PARTIAL 12 MAR 1914  
 131 | 4:13 UT

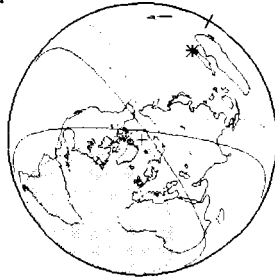


$P = 1.901$  |  $U = 0.917$

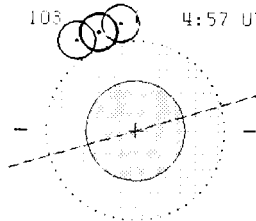
PARTIAL 4 SEP 1914  
137 | 13:55 UT



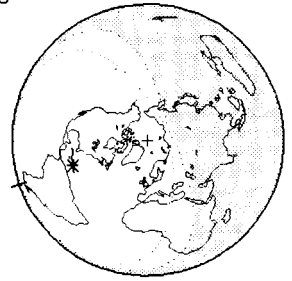
$P = 1.939$  |  $U = 0.863$



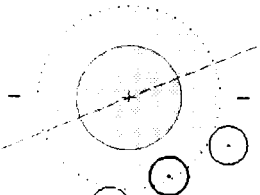
PENUMBRAL 31 JAN 1915  
105 | 4:57 UT



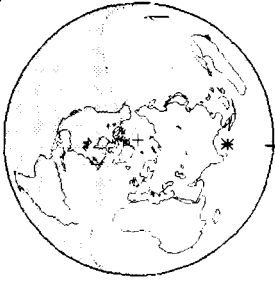
$P = 0.071$  |  $U = -0.994$



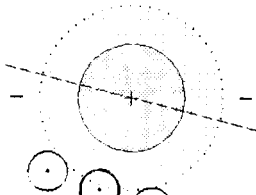
PENUMBRAL 1 MAR 1915  
141 | 18:19 UT



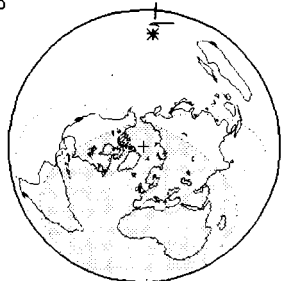
$P = 0.587$  |  $U = -0.447$



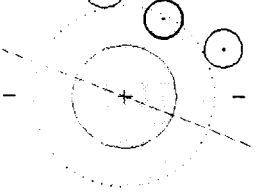
PENUMBRAL 26 JUL 1915  
105 | 12:24 UT



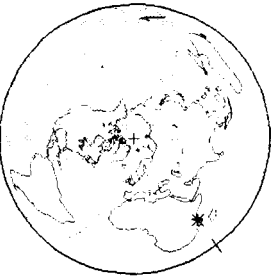
$P = 0.383$  |  $U = -0.607$



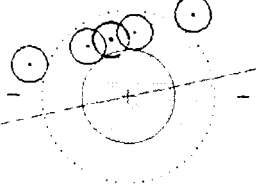
PENUMBRAL 24 AUG 1915  
145 | 21:27 UT



$P = 0.509$  |  $U = -0.417$



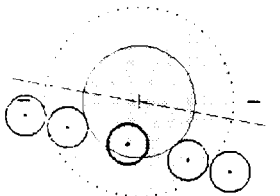
PARTIAL 20 JAN 1916  
113 | 8:39 UT



$P = 1.254$  |  $U = 0.137$



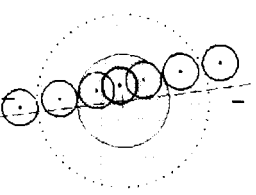
PARTIAL 15 JUL 1916  
112 | 4:46 UT



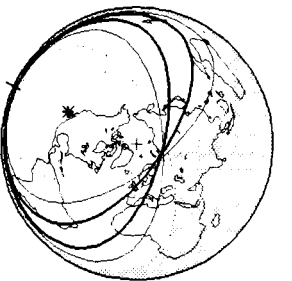
$P = 1.763$  |  $U = 0.800$



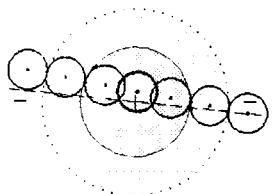
TOTAL 8 JAN 1917  
129 | 7:44 UT



$P = 2.493$  |  $U = 1.369$



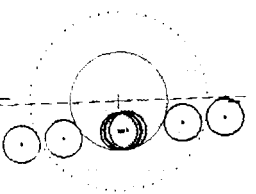
TOTAL 4 JUL 1917  
126 | 21:39 UT



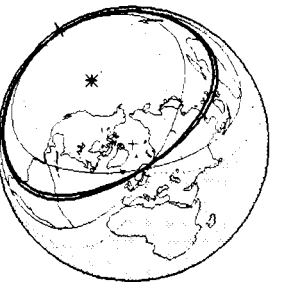
$P = 2.601$  |  $U = 1.624$



TOTAL 28 DEC 1917  
133 | 9:46 UT

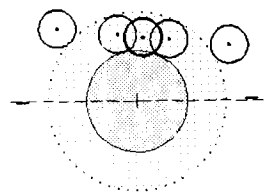


$P = 2.091$  |  $U = 1.010$



PARTIAL 24 JUN 1918

13E | 10:28 UT

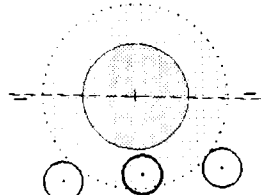


P = 1.163 | U = 0.135

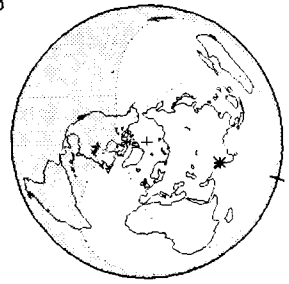


PENUMBRAL 17 DEC 1918

143 | 19:06 UT

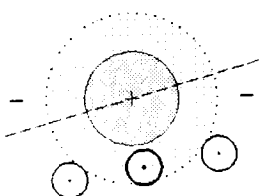


P = 0.859 | U = -0.163



PENUMBRAL 15 MAY 1919

110 | 1:14 UT

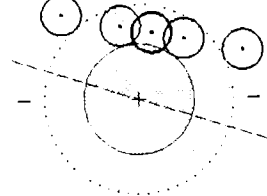


P = 0.535 | U = -0.160

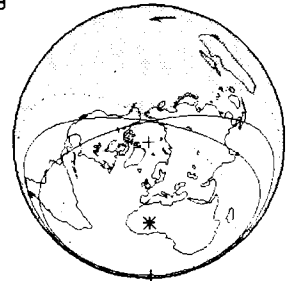


PARTIAL 7 NOV 1919

115 | 23:44 UT

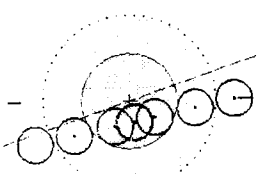


P = 1.169 | U = 0.184

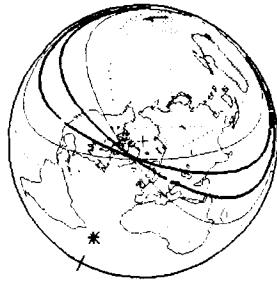


TOTAL 3 MAY 1920

120 | 1:51 UT

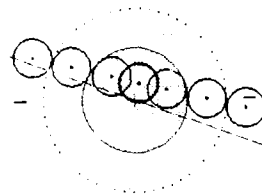


P = 2.308 | U = 1.224

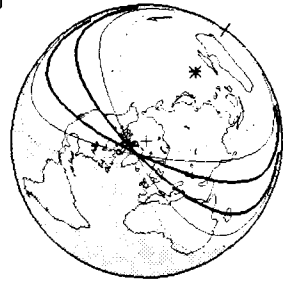


TOTAL 27 OCT 1920

125 | 14:11 UT

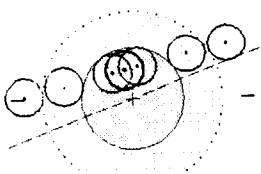


P = 2.425 | U = 1.404

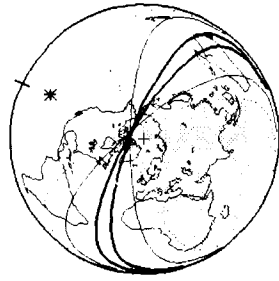


TOTAL 22 APR 1921

130 | 7:44 UT

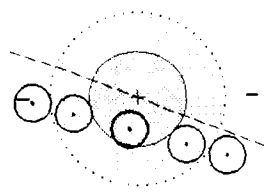


P = 2.107 | U = 1.073

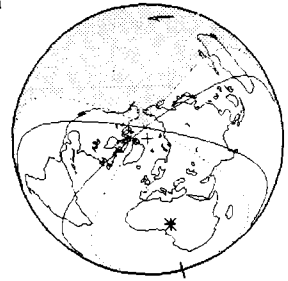


PARTIAL 16 OCT 1921

135 | 22:54 UT

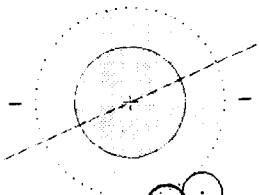


P = 2.012 | U = 0.936

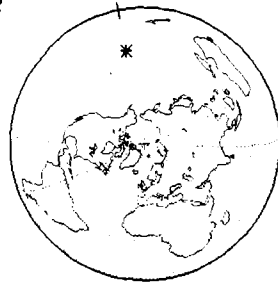


PENUMBRAL 13 MAR 1922

102 | 11:28 UT

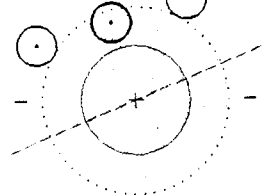


P = 0.157 | U = -0.824



PENUMBRAL 11 APR 1922

140 | 20:32 UT

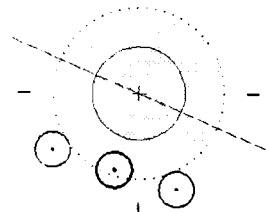


P = 0.806 | U = -0.181

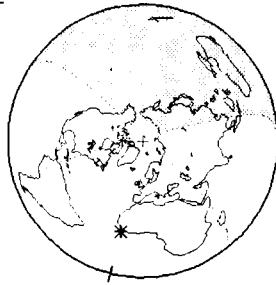


PENUMBRAL 6 OCT 1922

145 | 0:43 UT

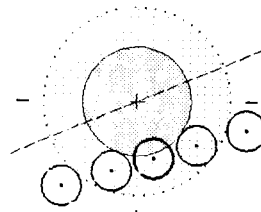


P = 0.962 | U = -0.447

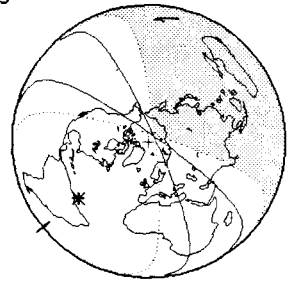


PARTIAL 3 MAR 1923

112 | 3:32 UT

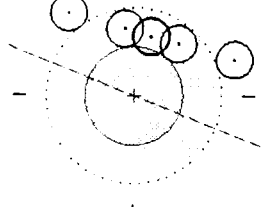


P = 1.371 | U = 0.376

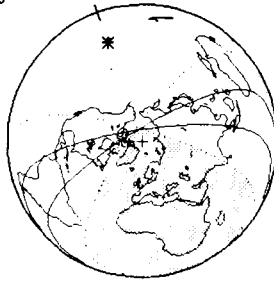


PARTIAL 26 AUG 1923

117 | 10:39 UT

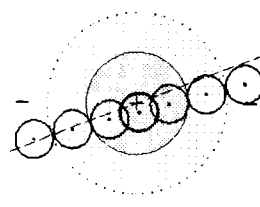


P = 1.227 | U = 0.168

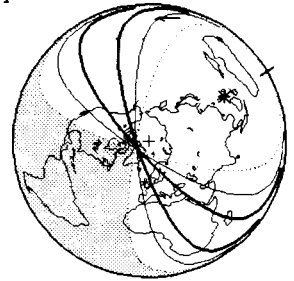


TOTAL 20 FEB 1924

122 | 16: 9 UT

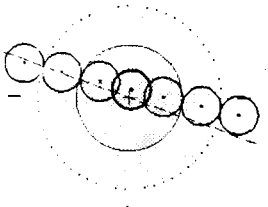


P = 2.651 | U = 1.605

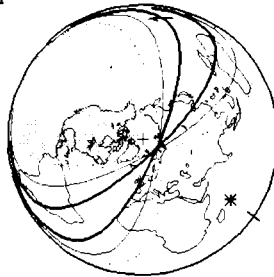


TOTAL 14 AUG 1924

127 | 20:20 UT

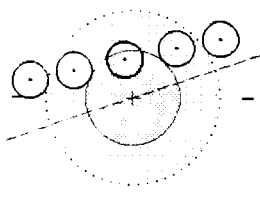


P = 2.658 | U = 1.658

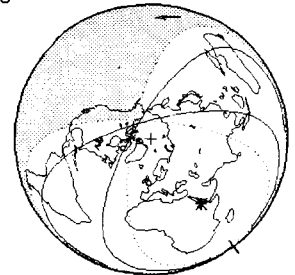


PARTIAL 8 FEB 1925

132 | 21:42 UT

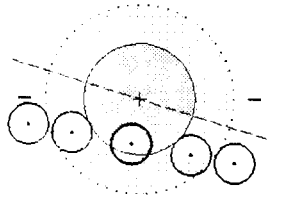


P = 1.840 | U = 0.735



PARTIAL 4 AUG 1925

137 | 11:53 UT

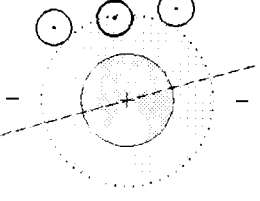


P = 1.716 | U = 0.752

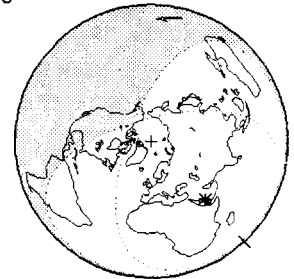


PENUMBRAL 28 JAN 1926

142 | 21:20 UT

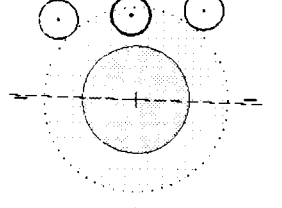


P = 0.582 | U = -0.544



PENUMBRAL 25 JUN 1926

109 | 21:25 UT

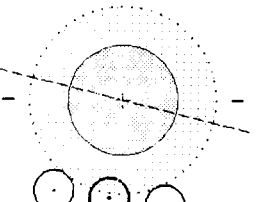


P = 0.700 | U = -0.289

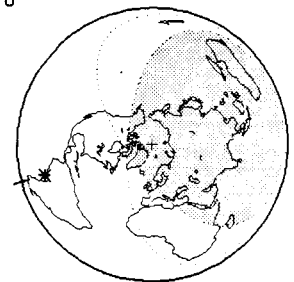


PENUMBRAL 25 JUL 1926

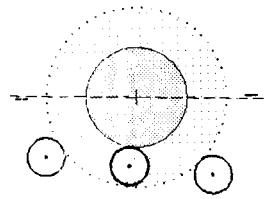
147 | 4:60 UT



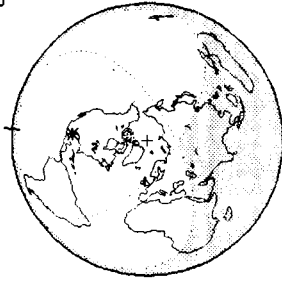
P = 0.579 | U = -0.591



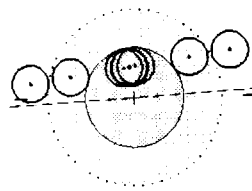
PENUMBRAL 19 DEC 1926  
114 | 6:20 UT



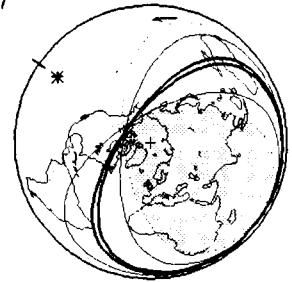
$P = 1.051$  |  $U = -0.012$



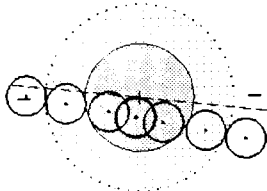
TOTAL 15 JUN 1927  
119 | 8:24 UT



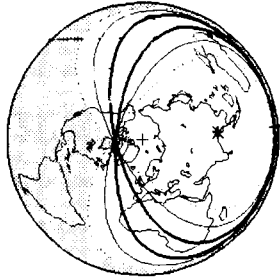
$P = 2.062$  |  $U = 1.017$



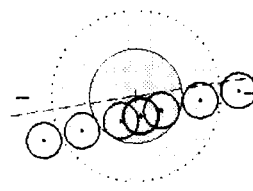
TOTAL 8 DEC 1927  
124 | 17:35 UT



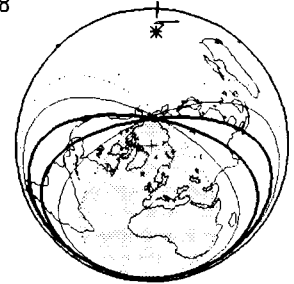
$P = 2.364$  |  $U = 1.356$



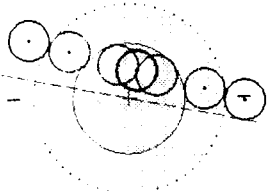
TOTAL 3 JUN 1928  
129 | 12:10 UT



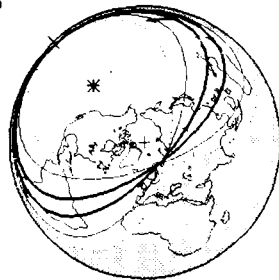
$P = 2.335$  |  $U = 1.247$



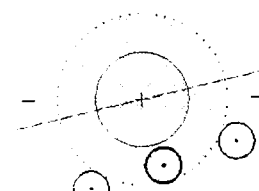
TOTAL 27 NOV 1928  
134 | 9:1 UT



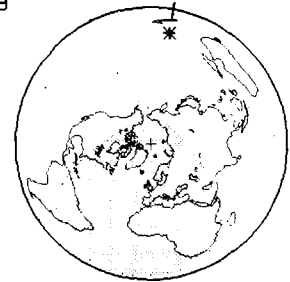
$P = 2.142$  |  $U = 1.155$



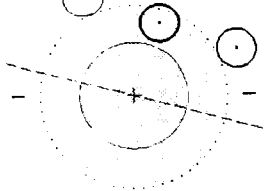
PENUMBRAL 23 MAY 1929  
139 | 12:37 UT



$P = 0.963$  |  $U = -0.124$



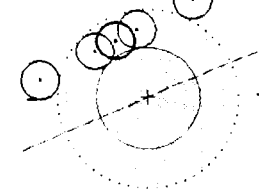
PENUMBRAL 16 NOV 1929  
144 | 0:3 UT



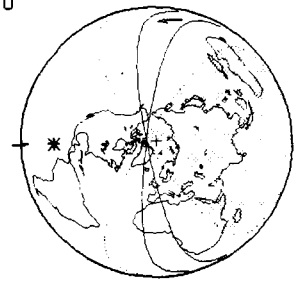
$P = 0.871$  |  $U = -0.142$



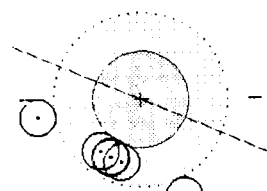
PARTIAL 13 APR 1930  
111 | 5:59 UT



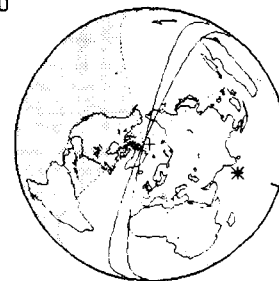
$P = 1.132$  |  $U = 0.112$



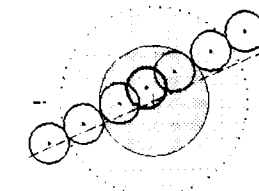
PARTIAL 7 OCT 1930  
116 | 19:7 UT



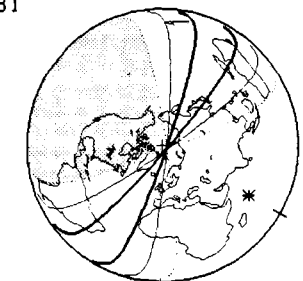
$P = 1.117$  |  $U = 0.030$



TOTAL 2 APR 1931  
121 | 20:7 UT

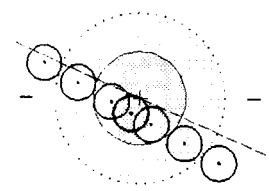


$P = 2.483$  |  $U = 1.508$

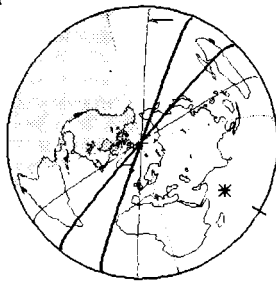


TOTAL 26 SEP 1931

126 | 19:48 UT

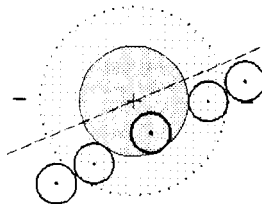


P = 2.452 | U = 1.325

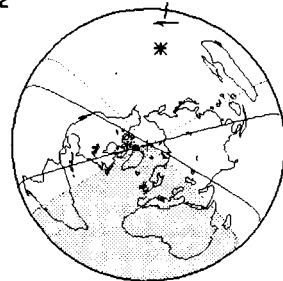


PARTIAL 22 MAR 1932

131 | 12:32 UT

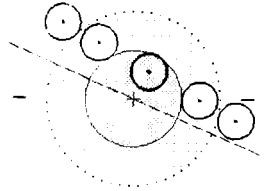


P = 1.955 | U = 0.972

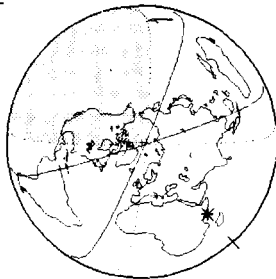


PARTIAL 14 SEP 1932

136 | 21:1 UT

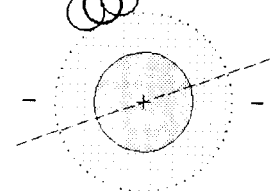


P = 0.655 | U = 0.980

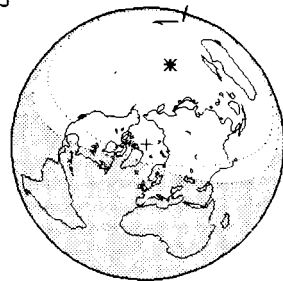


PENUMBRAL 10 FEB 1933

103 | 13:17 UT

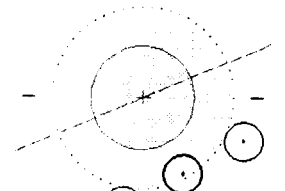


P = 0.044 | U = -1.022

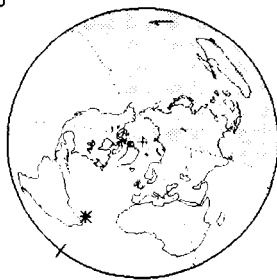


PENUMBRAL 12 MAR 1933

141 | 2:33 UT

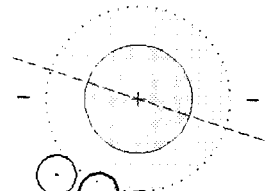


P = 0.613 | U = -0.410

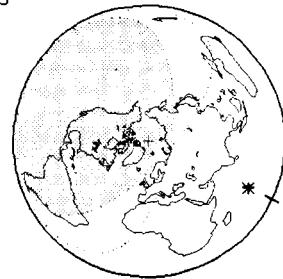


PENUMBRAL 5 AUG 1933

108 | 19:46 UT

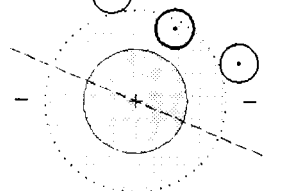


P = 0.258 | U = -0.728



PENUMBRAL 4 SEP 1933

146 | 4:52 UT

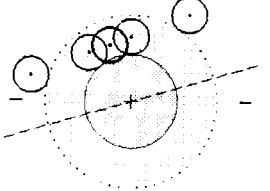


P = 0.721 | U = -0.296

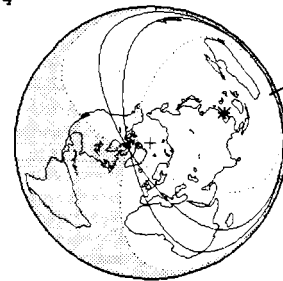


PARTIAL 30 JAN 1934

113 | 16:42 UT

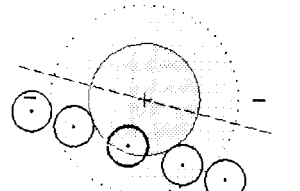


P = 1.234 | U = 0.117

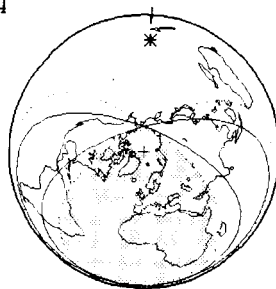


PARTIAL 26 JUL 1934

118 | 12:15 UT

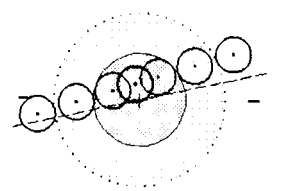


P = 1.627 | U = 0.667

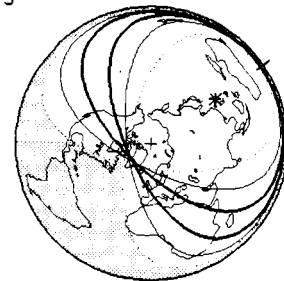


TOTAL 19 JAN 1935

123 | 15:47 UT

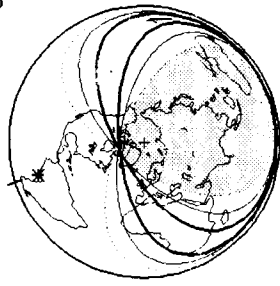
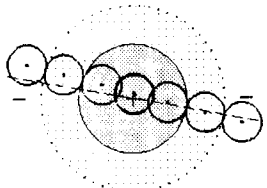


P = 2.477 | U = 1.354



TOTAL 16 JUL 1935

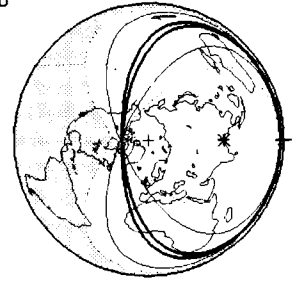
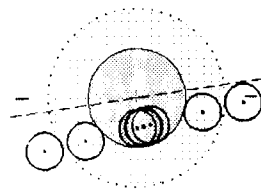
128 | 4:60 UT



P = 2.740 | U = 1.760

TOTAL 8 JAN 1936

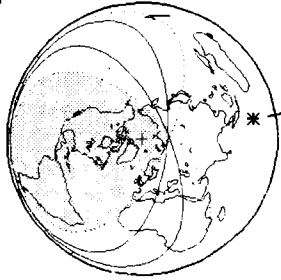
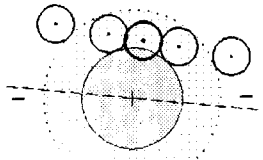
133 | 18:10 UT



P = 2.100 | U = 1.022

PARTIAL 4 JUL 1936

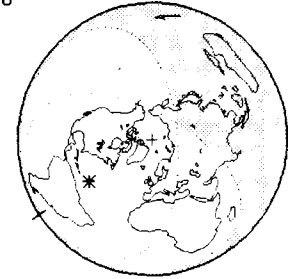
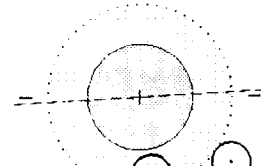
138 | 17:25 UT



P = 1.333 | U = 0.272

PENUMBRAL 28 DEC 1936

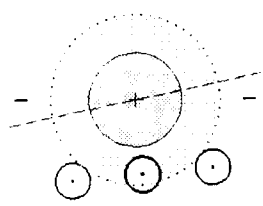
143 | 3:49 UT



P = 0.370 | U = -0.150

PENUMBRAL 25 MAY 1937

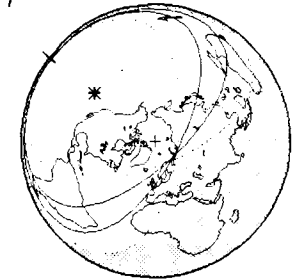
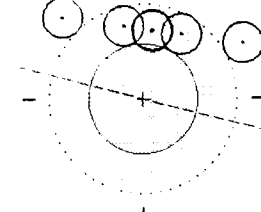
113 | 7:51 UT



P = 0.796 | U = -0.299

PARTIAL 18 NOV 1937

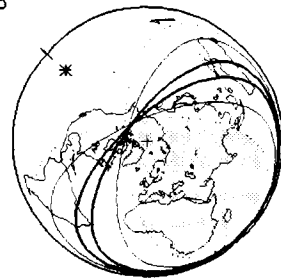
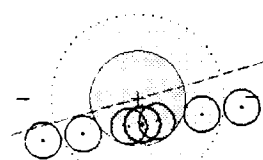
115 | 8:19 UT



P = 1.139 | U = 0.150

TOTAL 14 MAY 1938

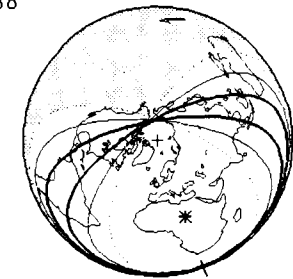
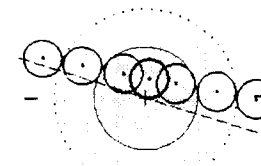
120 | 8:44 UT



P = 2.180 | U = 1.101

TOTAL 7 NOV 1938

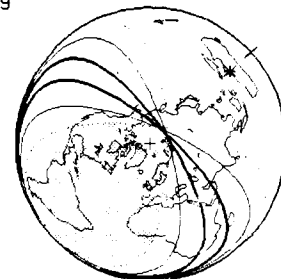
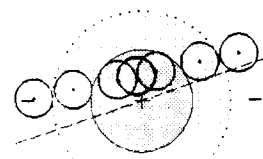
125 | 22:26 UT



P = 2.384 | U = 1.358

TOTAL 3 MAY 1939

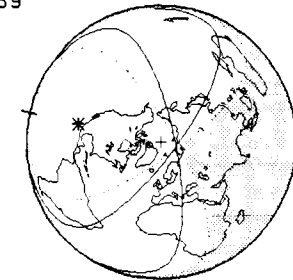
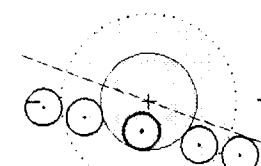
130 | 15:11 UT



P = 2.209 | U = 1.182

PARTIAL 28 OCT 1939

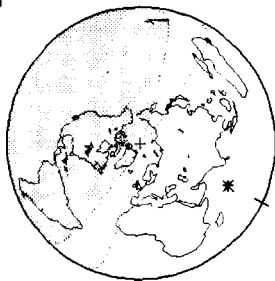
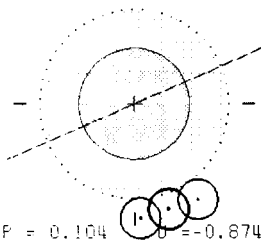
135 | 6:36 UT



P = 2.074 | U = 0.992

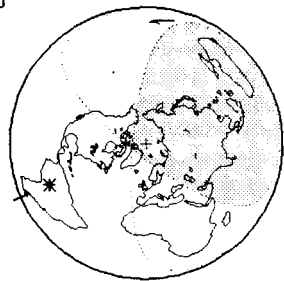
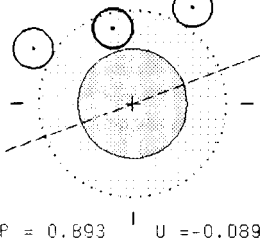
PENUMBRAL 23 MAR 1940

132 | 19:48 UT



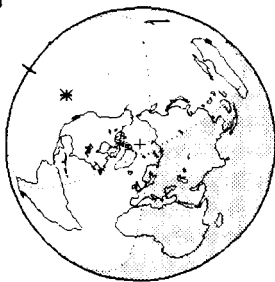
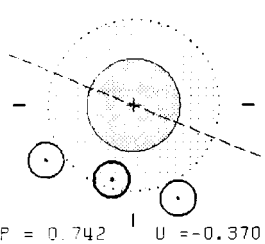
PENUMBRAL 22 APR 1940

140 | 17:26 UT



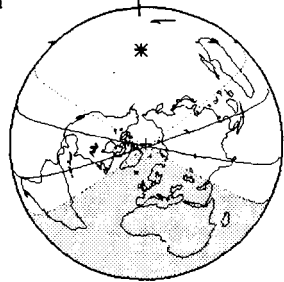
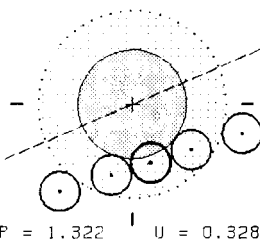
PENUMBRAL 16 OCT 1940

145 | 8:1 UT



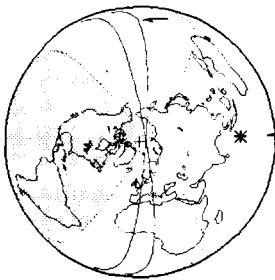
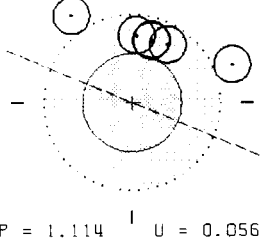
PARTIAL 13 MAR 1941

112 | 11:55 UT



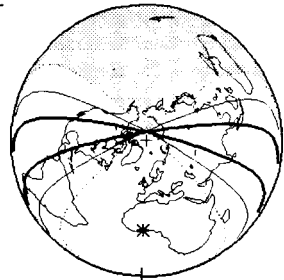
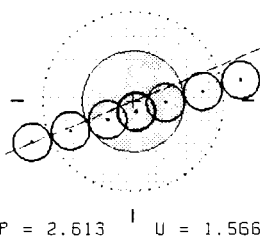
PARTIAL 5 SEP 1941

117 | 17:47 UT



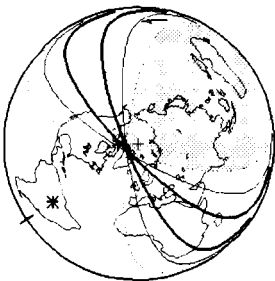
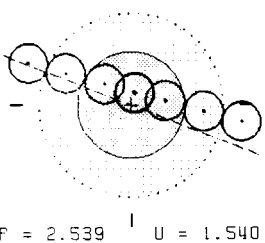
TOTAL 3 MAR 1942

122 | 0:21 UT



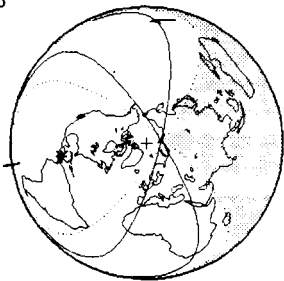
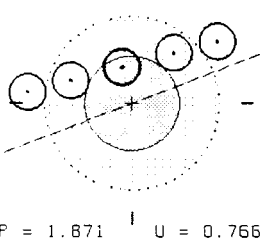
TOTAL 26 AUG 1942

127 | 3:48 UT



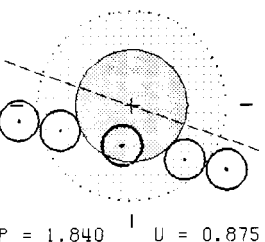
PARTIAL 20 FEB 1943

132 | 5:38 UT



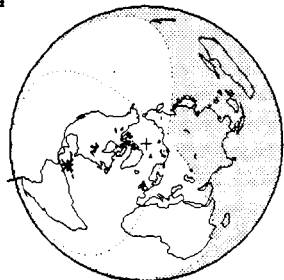
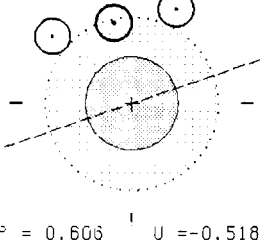
PARTIAL 15 AUG 1943

137 | 19:28 UT



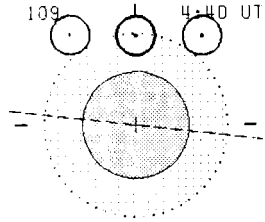
PENUMBRAL 9 FEB 1944

142 | 5:14 UT



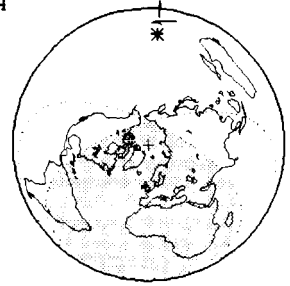
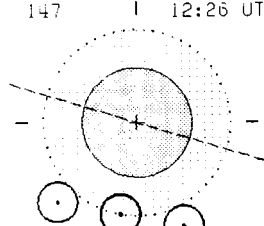


PENUMBRAL 6 JUL 1944



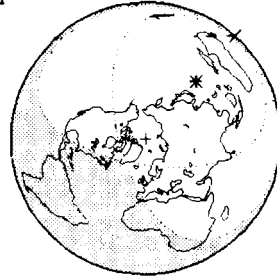
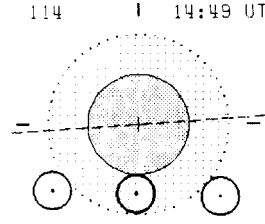
P = 0.558 | U = -0.434

PENUMBRAL 4 AUG 1944



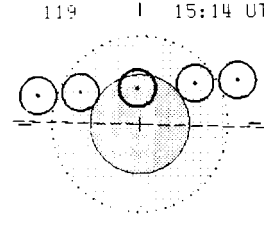
P = 0.503 | U = -0.470

PENUMBRAL 29 DEC 1944



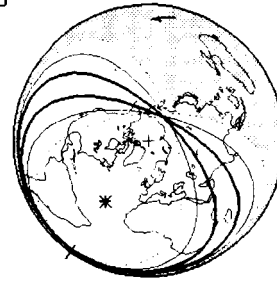
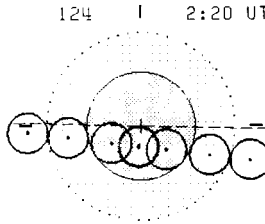
P = 1.048 | U = -0.113

PARTIAL 25 JUN 1945



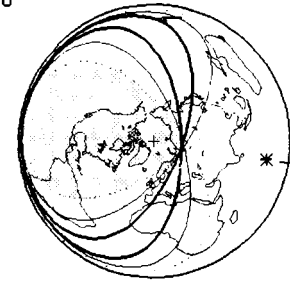
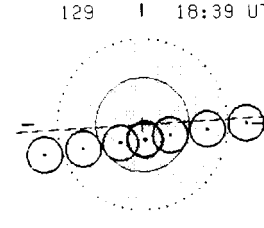
P = 1.912 | U = 0.664

TOTAL 19 DEC 1945



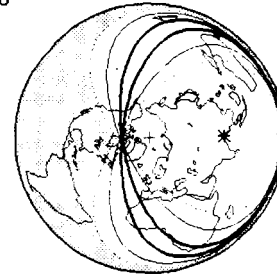
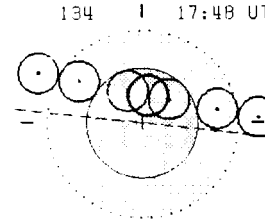
P = 2.355 | U = 1.348

TOTAL 14 JUN 1946



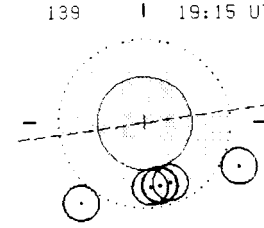
P = 2.491 | U = 1.403

TOTAL 8 DEC 1946



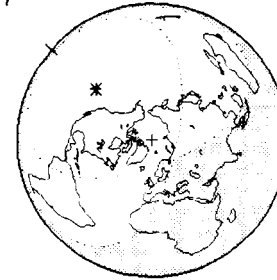
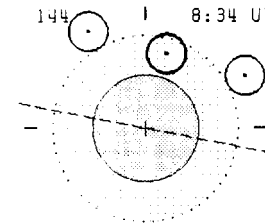
P = 2.159 | U = 1.170

PARTIAL 3 JUN 1947



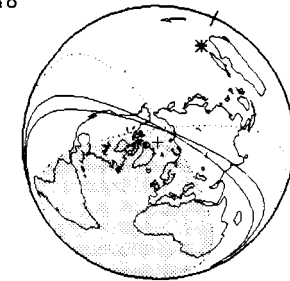
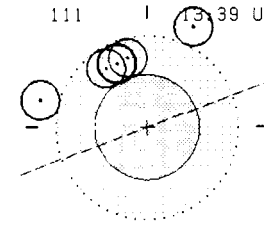
P = 1.108 | U = 0.025

PENUMBRAL 28 NOV 1947



P = 0.894 | U = -0.124

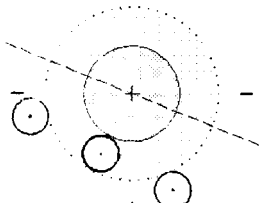
PARTIAL 23 APR 1948



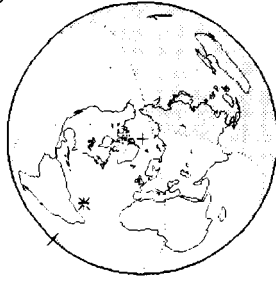
P = 1.042 | U = 0.028

PENUMBRAL 18 OCT 1948

116 | 2:35 UT

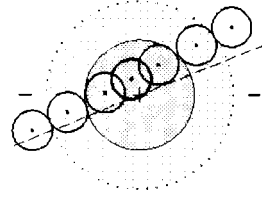


P = 1.040 | U = -0.053

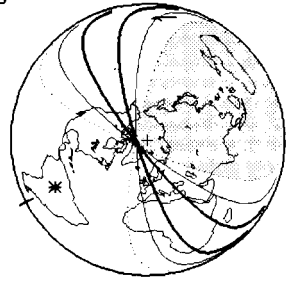


TOTAL 13 APR 1949

101 | 4:11 UT

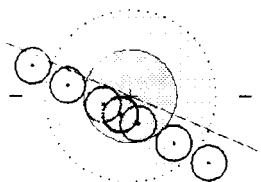


P = 2.406 | U = 1.431

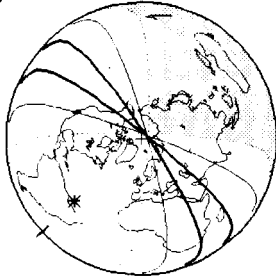


TOTAL 7 OCT 1949

126 | 2:56 UT

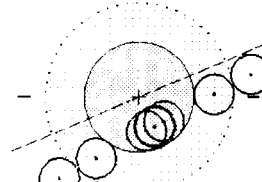


P = 2.538 | U = 1.228

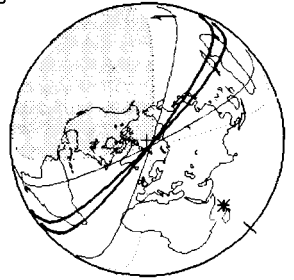


TOTAL 2 APR 1950

131 | 20:44 UT

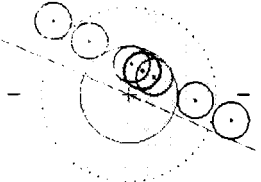


P = 2.020 | U = 1.038

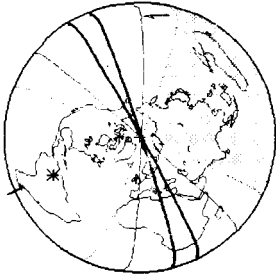


TOTAL 26 SEP 1950

136 | 4:17 UT

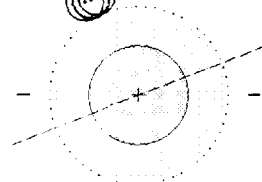


P = 2.153 | U = 1.083

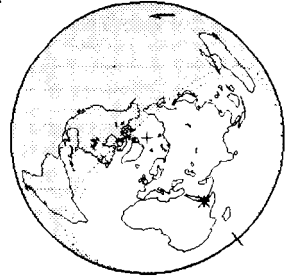


PENUMBRAL 21 FEB 1951

103 | 21:29 UT

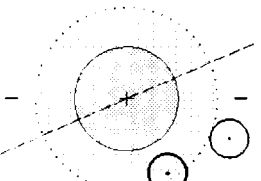


P = 0.007 | U = -1.060

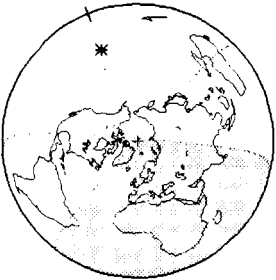


PENUMBRAL 23 MAR 1951

141 | 10:37 UT

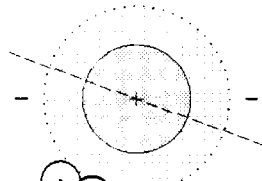


P = 0.667 | U = -0.361

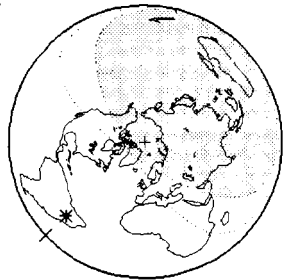


PENUMBRAL 17 AUG 1951

108 | 3:14 UT

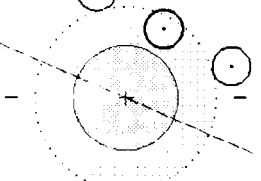


P = 0.145 | U = -0.839

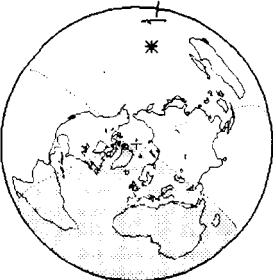


PENUMBRAL 15 SEP 1951

146 | 12:27 UT

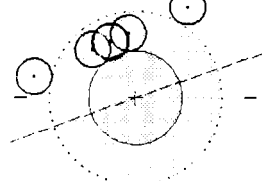


P = 0.829 | U = -0.188

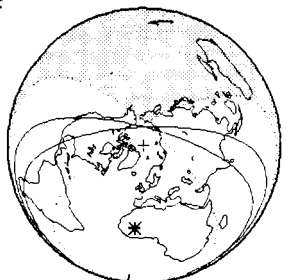


PARTIAL 11 FEB 1952

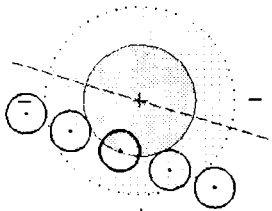
113 | 0:39 UT



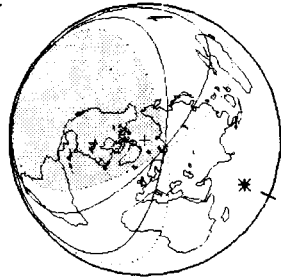
P = 1.205 | U = 0.088



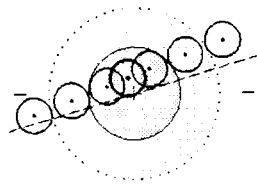
PARTIAL 5 AUG 1952  
118 | 19:47 UT



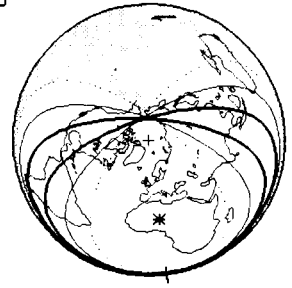
P = 1.409 | U = 0.538



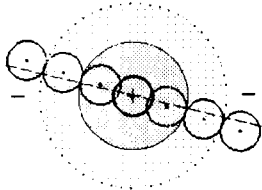
TOTAL 29 JAN 1953  
123 | 23:47 UT



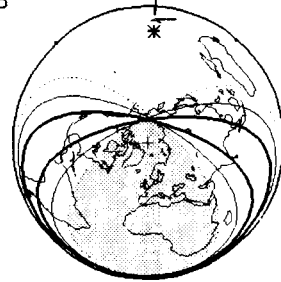
P = 2.455 | U = 1.336



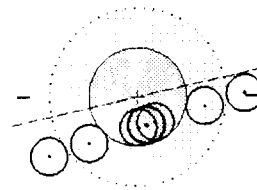
TOTAL 26 JUL 1953  
126 | 12:21 UT



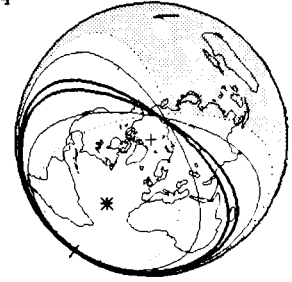
P = 2.852 | U = 1.869



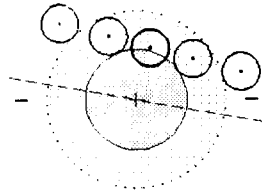
TOTAL 19 JAN 1954  
133 | 2:32 UT



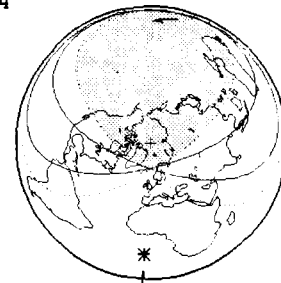
P = 2.111 | U = 1.037



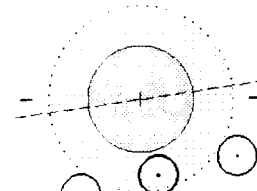
PARTIAL 16 JUL 1954  
138 | 0:20 UT



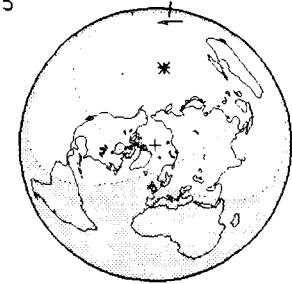
P = 1.446 | U = 0.410



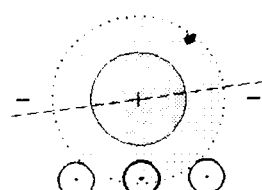
PENUMBRAL 8 JAN 1955  
143 | 12:33 UT



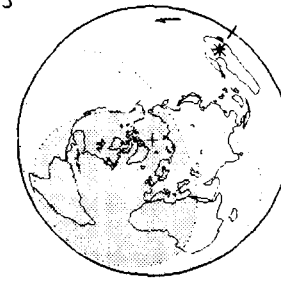
P = 0.881 | U = -0.137



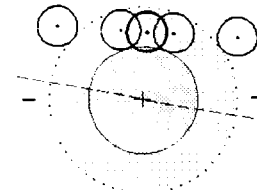
PENUMBRAL 5 JUN 1955  
110 | 14:23 UT



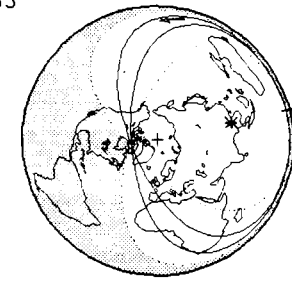
P = 0.648 | U = -0.445



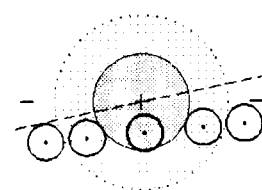
PARTIAL 29 NOV 1955  
115 | 16:59 UT



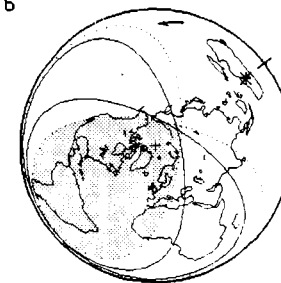
P = 1.117 | U = 0.125



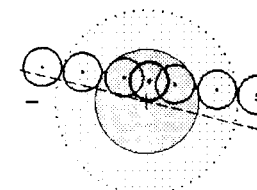
PARTIAL 24 MAY 1956  
120 | 15:31 UT



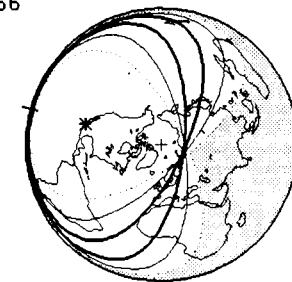
P = 2.043 | U = 0.970



TOTAL 18 NOV 1956  
125 | 6:48 UT

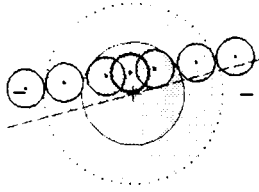


P = 2.354 | U = 1.323

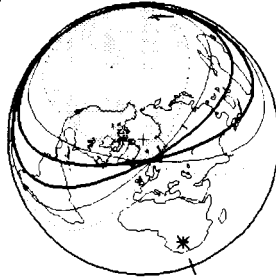


TOTAL 13 MAY 1957

130 | 22:31 UT

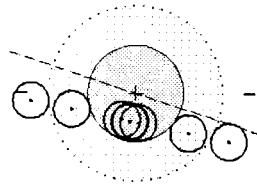


P = 2.325 | U = 1.303

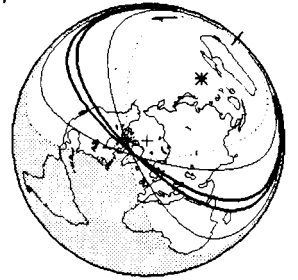


TOTAL 7 NOV 1957

135 | 14:27 UT




P = 2.122 | U = 1.035

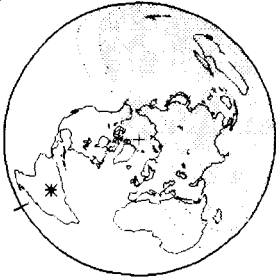


PENUMBRAL 4 APR 1958

100 | 3:60 UT

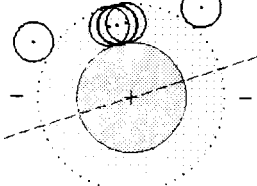


P = 0.078 | U = -0.936

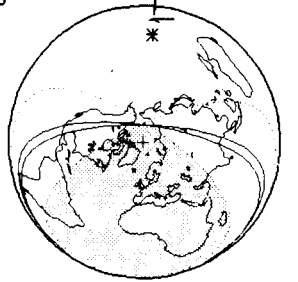


PARTIAL 3 MAY 1958

140 | 12:13 UT

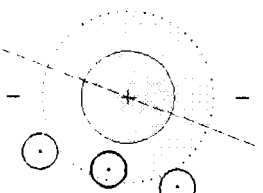


P = 0.992 | U = 0.015

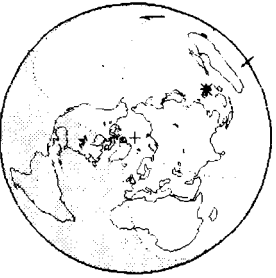


PENUMBRAL 27 OCT 1958

145 | 15:27 UT

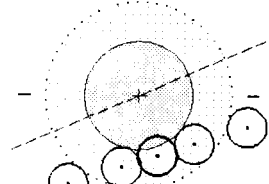


P = 0.609 | U = -0.308

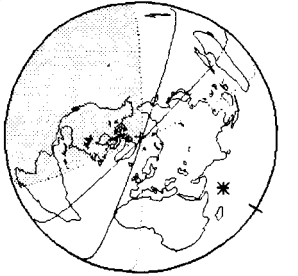


PARTIAL 24 MAR 1959

112 | 20:11 UT

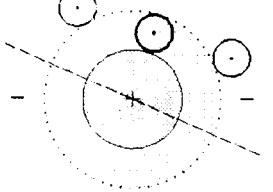


P = 1.263 | U = 0.270

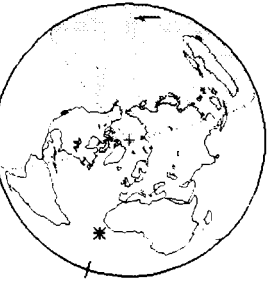


PENUMBRAL 17 SEP 1959

117 | 1:3 UT

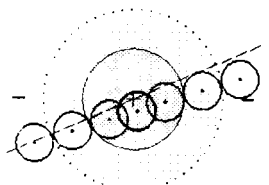


P = 1.013 | U = -0.044

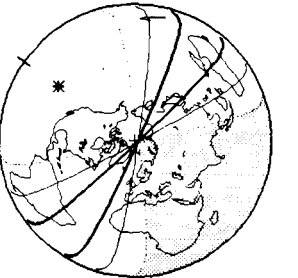


TOTAL 13 MAR 1960

122 | 8:28 UT

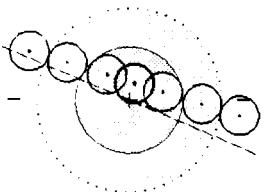


P = 2.567 | U = 1.520

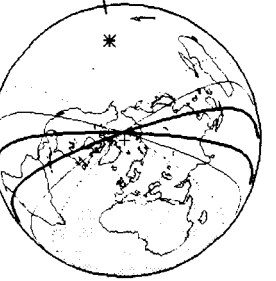


TOTAL 5 SEP 1960

127 | 11:21 UT

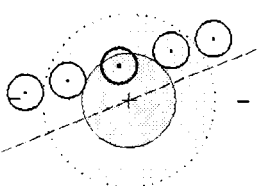


P = 2.428 | U = 1.430



PARTIAL 2 MAR 1961

132 | 13:28 UT

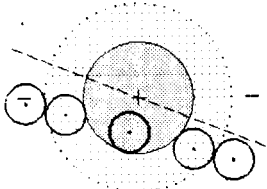


P = 1.909 | U = 0.805

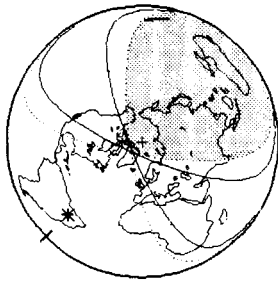


PARTIAL 26 AUG 1961

137 | 3: 8 UT

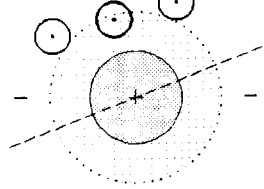


P = 1.956 | U = 0.992

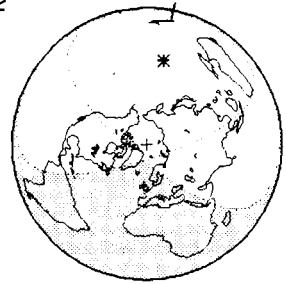


PENUMBRAL 19 FEB 1962

142 | 13: 3 UT

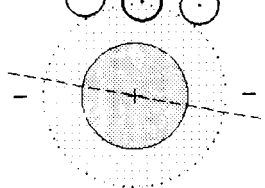


P = 0.639 | U = -0.482

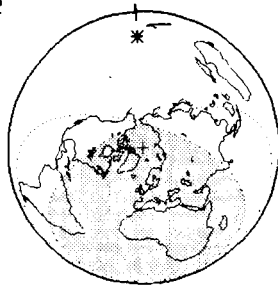


PENUMBRAL 17 JUL 1962

109 | 11: 54 UT

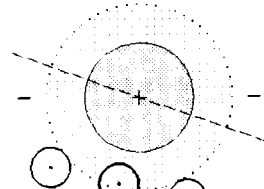


P = 0.418 | U = -0.578

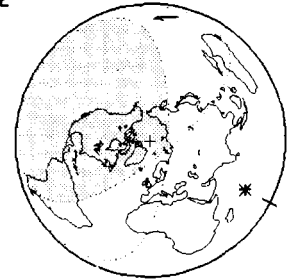


PENUMBRAL 15 AUG 1962

147 | 19: 57 UT

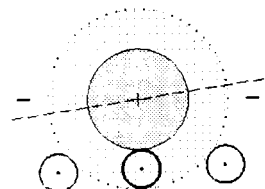


P = 0.621 | U = -0.353



PENUMBRAL 9 JAN 1963

114 | 23: 19 UT

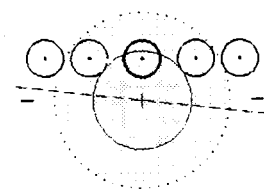


P = 1.044 | U = -0.014

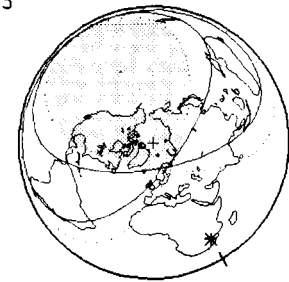


PARTIAL 6 JUL 1963

119 | 22: 2 UT

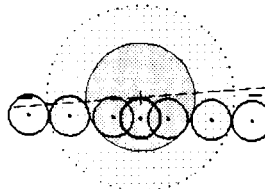


P = 1.762 | U = 0.711

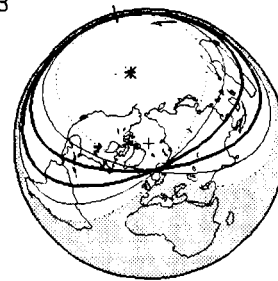


TOTAL 30 DEC 1963

124 | 11: 7 UT

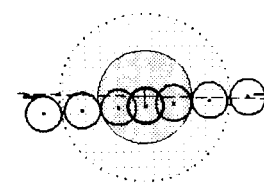


P = 2.346 | U = 1.340

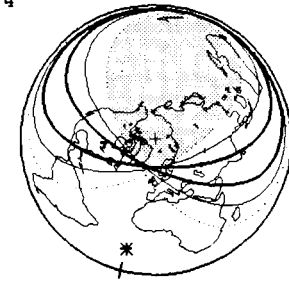


TOTAL 25 JUN 1964

129 | 1: 6 UT

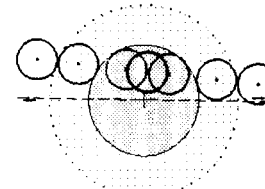


P = 2.650 | U = 1.561

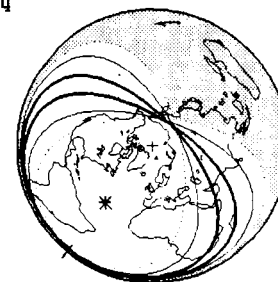


TOTAL 19 DEC 1964

134 | 2: 37 UT

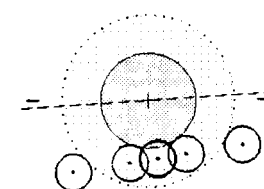


P = 2.171 | U = 1.180

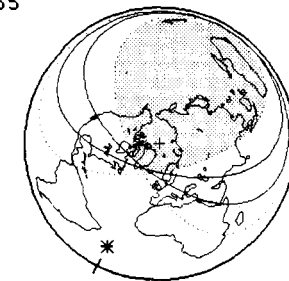


PARTIAL 14 JUN 1965

139 | 1: 49 UT

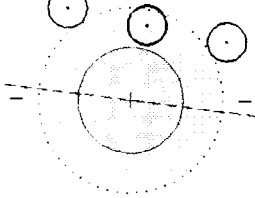


P = 1.261 | U = 0.182



PENUMBRAL 8 DEC 1965

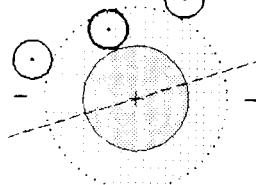
144 | 17:10 UT



P = 0.907 | U = -0.115

PENUMBRAL 4 MAY 1966

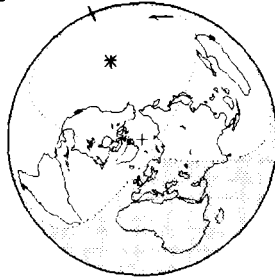
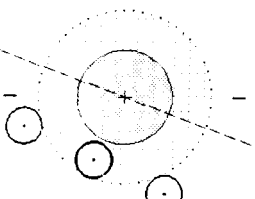
111 | 21:12 UT



P = 0.941 | U = -0.067

PENUMBRAL 29 OCT 1966

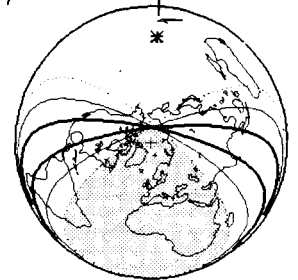
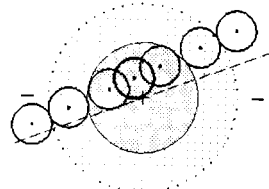
116 | 10:12 UT



P = 0.978 | U = -0.120

TOTAL 24 APR 1967

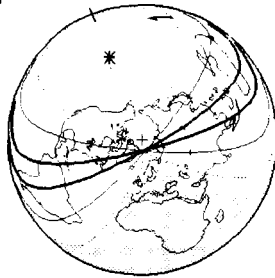
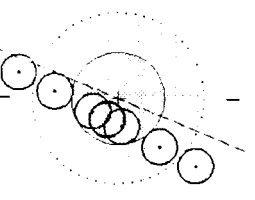
121 | 12: 6 UT



P = 2.314 | U = 1.341

TOTAL 18 OCT 1967

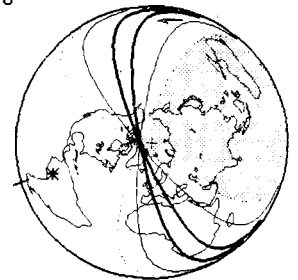
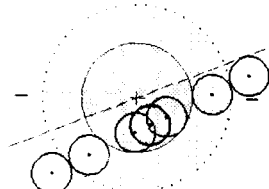
125 | 10:15 UT



P = 2.260 | U = 1.147

TOTAL 13 APR 1968

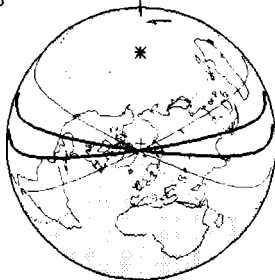
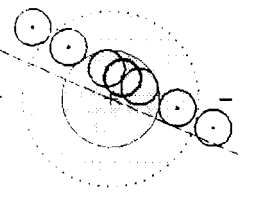
131 | 4:47 UT



P = 2.097 | U = 1.117

TOTAL 6 OCT 1968

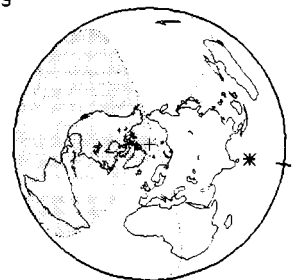
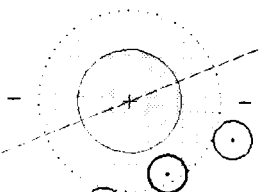
136 | 11:42 UT



P = 2.250 | U = 1.174

PENUMBRAL 2 APR 1969

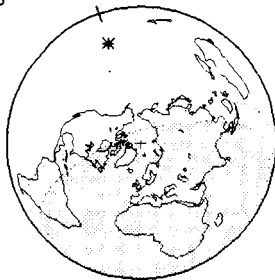
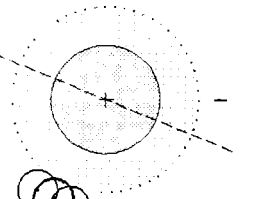
141 | 18:32 UT



P = 0.729 | U = -0.299

PENUMBRAL 27 AUG 1969

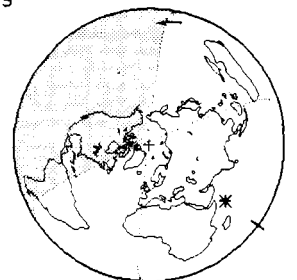
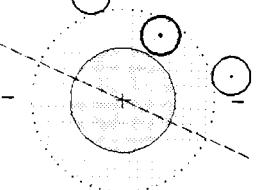
102 | 10:48 UT



P = 0.058 | U = -0.946

PENUMBRAL 25 SEP 1969

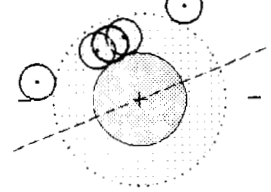
146 | 20:10 UT



P = 0.926 | U = -0.090

PARTIAL 21 FEB 1970

113 | 8:30 UT

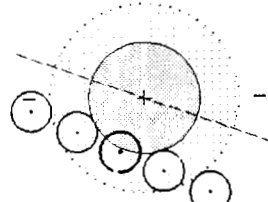


P = 1.167 | U = 0.051



PARTIAL 17 AUG 1970

110 | 3:23 UT

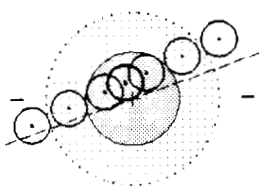


P = 1.377 | U = 0.414

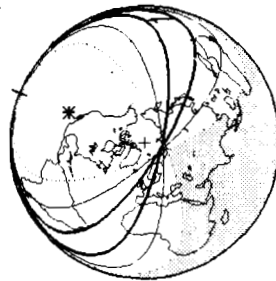


TOTAL 10 FEB 1971

123 | 7:45 UT

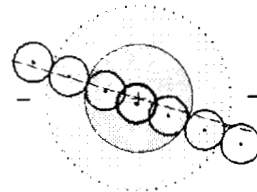


P = 2.429 | U = 1.313

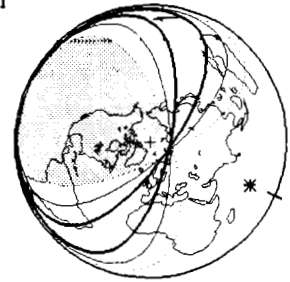


TOTAL 6 AUG 1971

128 | 19:43 UT

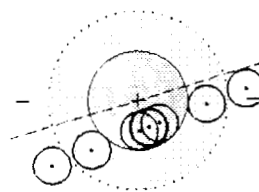


P = 2.721 | U = 1.734



TOTAL 30 JAN 1972

133 | 10:53 UT

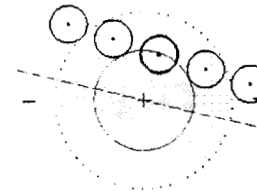


P = 2.124 | U = 1.055

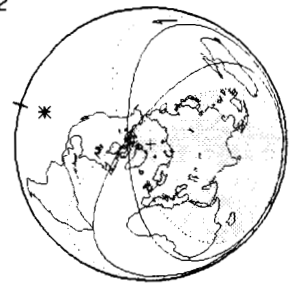


PARTIAL 26 JUL 1972

138 | 7:16 UT

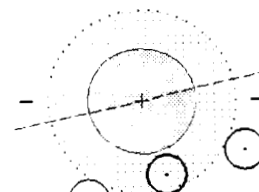


P = 1.587 | U = 0.548



PENUMBRAL 18 JAN 1973

145 | 21:17 UT

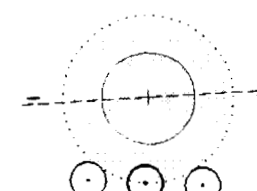


P = 0.891 | U = -0.124



PENUMBRAL 15 JUN 1973

110 | 20:53 UT

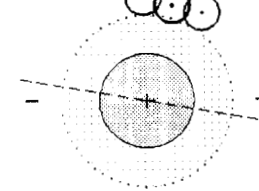


P = 0.495 | U = -0.597



PENUMBRAL 15 JUL 1973

142 | 11:39 UT

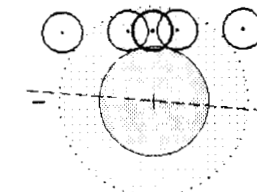


P = 0.130 | U = -0.954



PARTIAL 10 DEC 1973

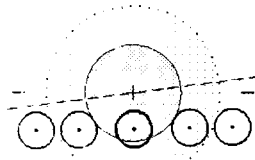
115 | 1:44 UT



P = 1.101 | U = 0.106



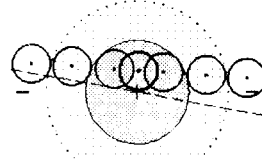
PARTIAL 4 JUN 1974  
120 | 22:16 UT



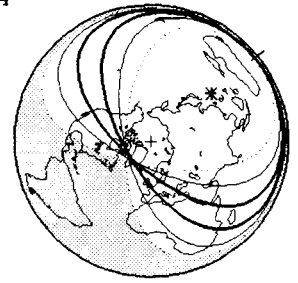
$P = 1.901$  |  $U = 0.832$



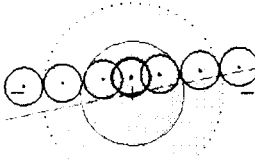
TOTAL 29 NOV 1974  
125 | 15:13 UT



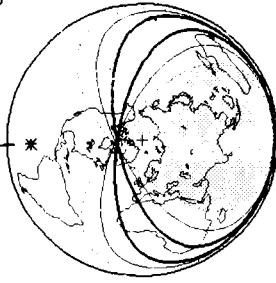
$P = 2.331$  |  $U = 1.295$



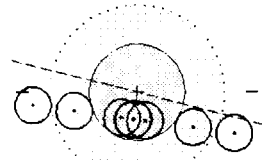
TOTAL 25 MAY 1975  
130 | 5:48 UT



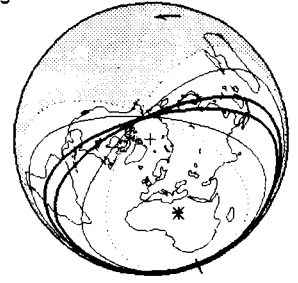
$P = 2.447$  |  $U = 1.430$



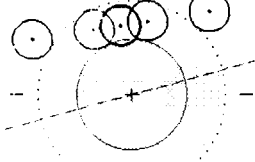
TOTAL 18 NOV 1975  
135 | 22:23 UT



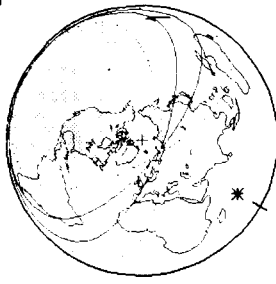
$P = 2.161$  |  $U = 1.069$



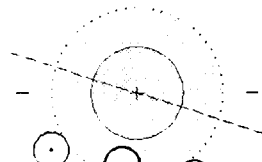
PARTIAL 13 MAY 1976  
140 | 19:54 UT



$P = 1.101$  |  $U = 0.127$




PENUMBRAL 6 NOV 1976  
145 | 23:1 UT



$P = 0.664$  |  $U = -0.255$



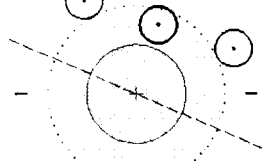
PARTIAL 4 APR 1977  
112 | 4:18 UT



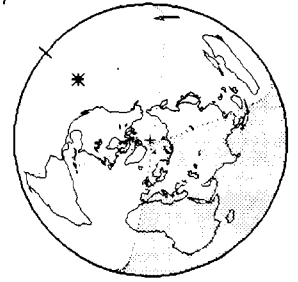
$P = 1.191$  |  $U = 0.199$



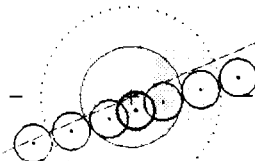
PENUMBRAL 27 SEP 1977  
117 | 6:29 UT



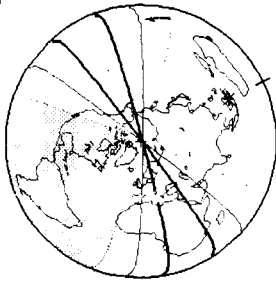
$P = 0.927$  |  $U = -0.131$



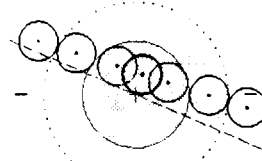
TOTAL 24 MAR 1978  
122 | 16:22 UT



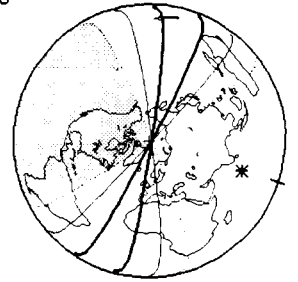
$P = 2.505$  |  $U = 1.457$



TOTAL 16 SEP 1978  
127 | 19:4 UT

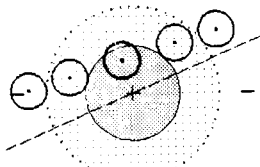


$P = 2.332$  |  $U = 1.333$

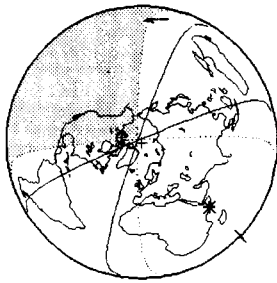




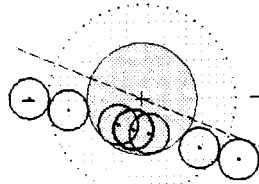
PARTIAL 13 MAR 1979  
132 | 21: 8 JT



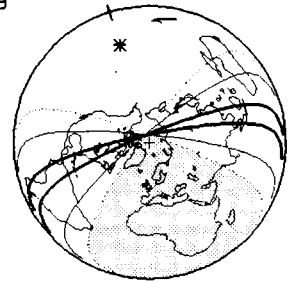
$P = 1.951$  |  $U = 0.358$



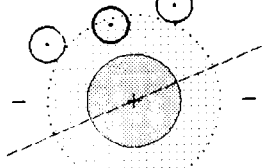
TOTAL 6 SEP 1979  
137 | 10:54 UT



$P = 2.067$  |  $U = 1.099$



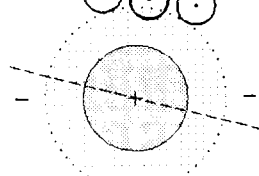
PENUMBRAL 1 MAR 1980  
142 | 20:45 UT



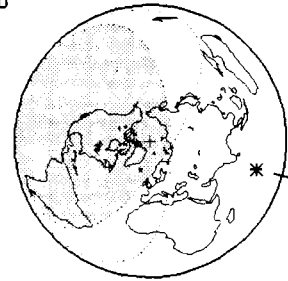
$P = 0.681$  |  $U = -0.436$



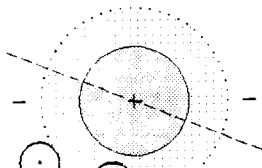
PENUMBRAL 27 JUL 1980  
109 | 19: 8 UT



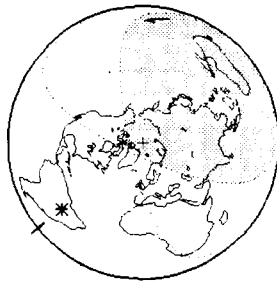
$P = 0.279$  |  $U = -0.721$



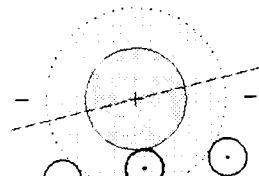
PENUMBRAL 26 AUG 1980  
147 | 3:30 UT



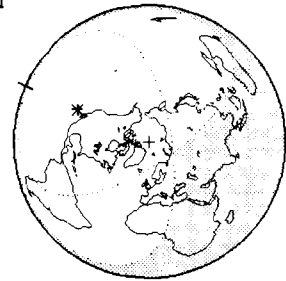
$P = 0.734$  |  $U = -0.248$



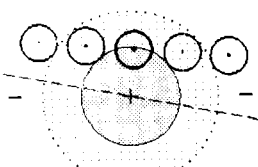
PENUMBRAL 20 JAN 1981  
114 | 7:50 UT



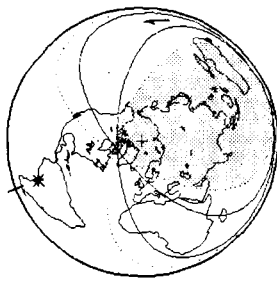
$P = 1.039$  |  $U = -0.014$



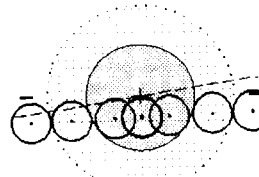
PARTIAL 17 JUL 1981  
119 | 4:47 UT



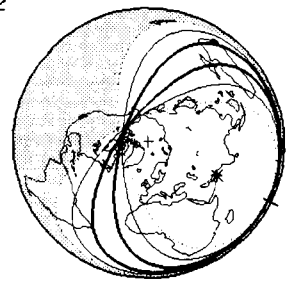
$P = 1.608$  |  $U = 0.554$



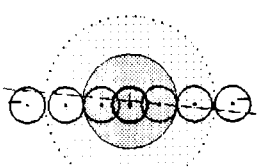
TOTAL 9 JAN 1982  
124 | 19:56 UT



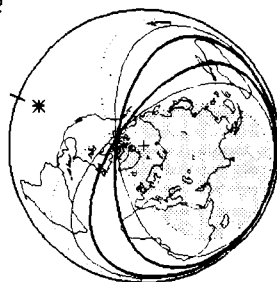
$P = 2.340$  |  $U = 1.337$



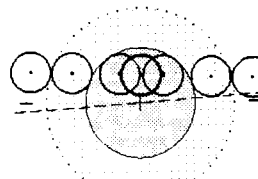
TOTAL 6 JUL 1982  
129 | 7:31 UT



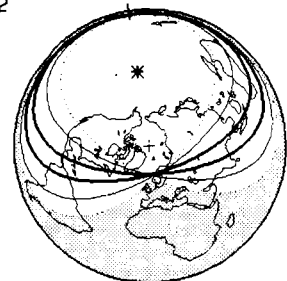
$P = 2.812$  |  $U = 1.723$



TOTAL 30 DEC 1982  
134 | 11:29 UT

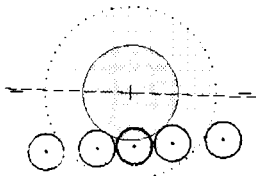


$P = 2.160$  |  $U = 1.188$

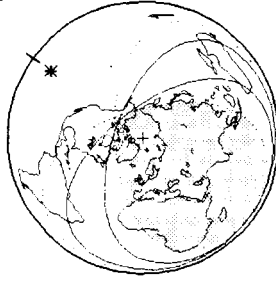


PARTIAL 25 JUN 1983

130 | 8:22 UT

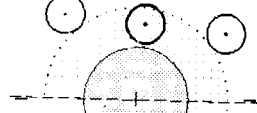


P = 1.416 | U = 0.339

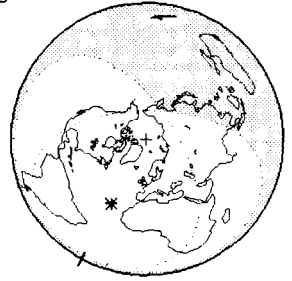


PENUMBRAL 20 DEC 1983

144 | 1:49 UT

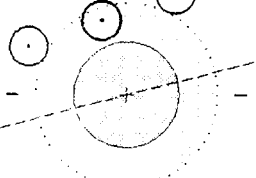


P = 0.914 | U = -0.111

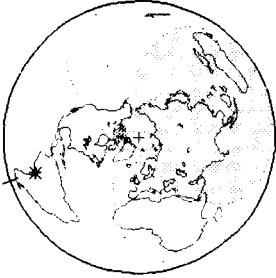


PENUMBRAL 15 MAY 1984

111 | 4:40 UT

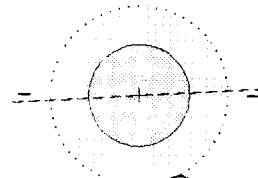


P = 0.332 | U = -0.170

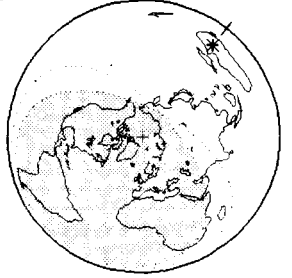


PENUMBRAL 13 JUN 1984

149 | 14:26 UT

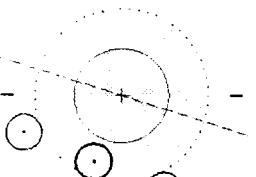


P = 0.090 | U = -0.936



PENUMBRAL 8 NOV 1984

116 | 17:55 UT

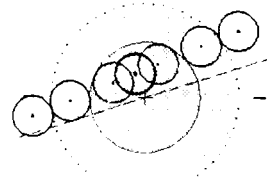


P = 0.925 | U = -0.178

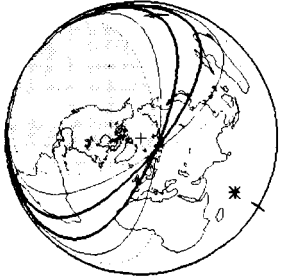


TOTAL 4 MAY 1985

121 | 19:56 UT

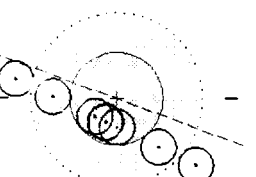


P = 2.212 | U = 1.243

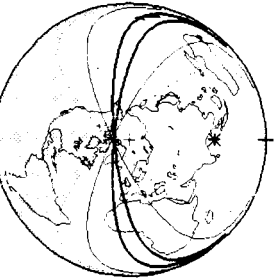


TOTAL 28 OCT 1985

125 | 17:42 UT

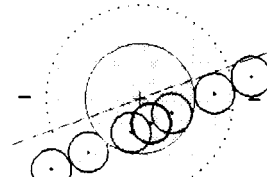


P = 2.194 | U = 1.078

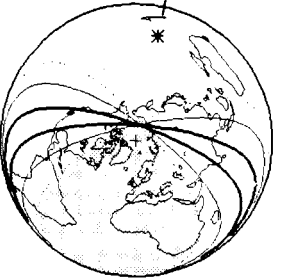


TOTAL 24 APR 1986

131 | 12:43 UT

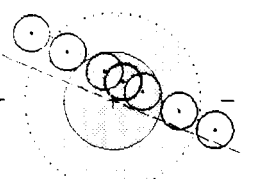


P = 2.187 | U = 1.208

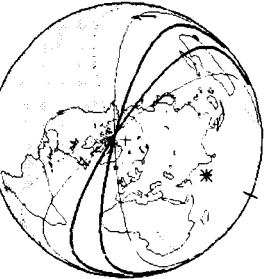


TOTAL 17 OCT 1986

136 | 19:18 UT

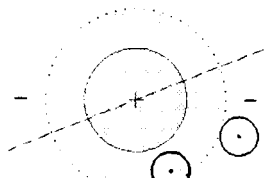


P = 2.327 | U = 1.250

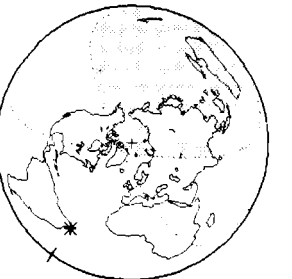


PENUMBRAL 14 APR 1987

141 | 2:19 UT

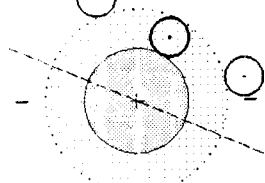


P = 0.602 | U = -0.226

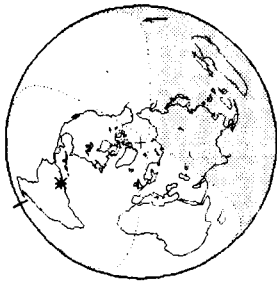


PENUMBRAL 7 OCT 1987

146 | 4: 2 UT

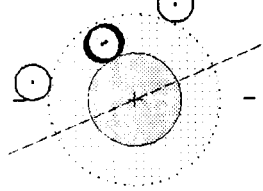


P = 1.011 | U = -0.004

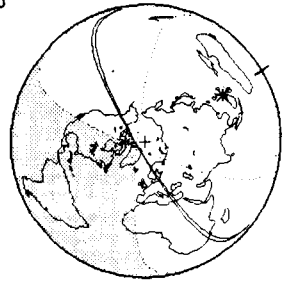


PARTIAL 3 MAR 1988

113 | 16:13 UT

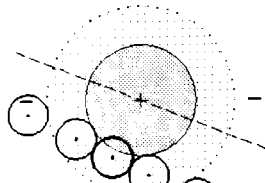


P = 1.117 | U = 0.003

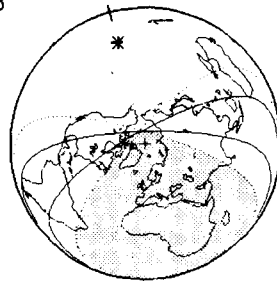


PARTIAL 27 AUG 1988

113 | 11: 5 UT

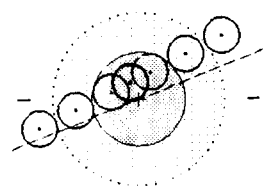


P = 1.263 | U = 0.298

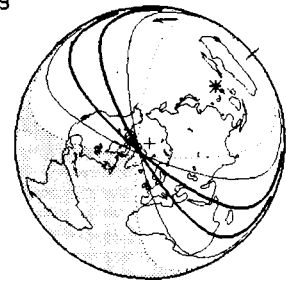


TOTAL 20 FEB 1989

123 | 15:35 UT

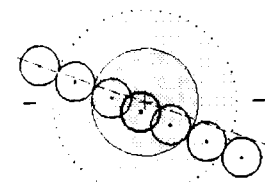


P = 2.392 | U = 1.279

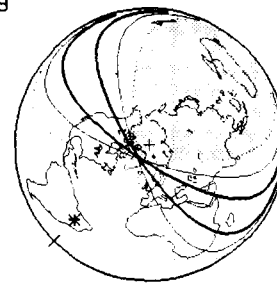


TOTAL 17 AUG 1989

128 | 3: 8 UT

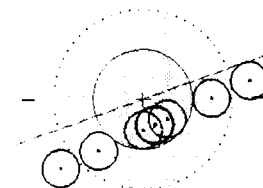


P = 2.596 | U = 1.604

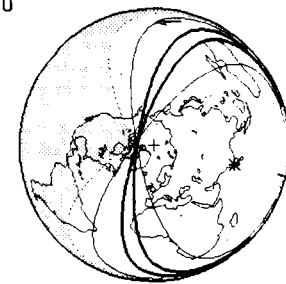


TOTAL 9 FEB 1990

133 | 19:11 UT

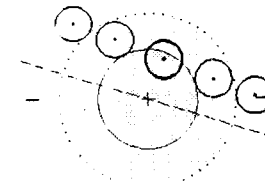


P = 2.145 | U = 1.080

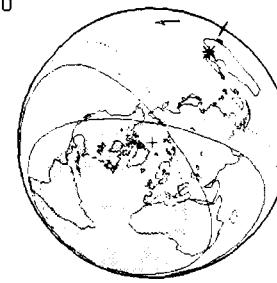


PARTIAL 6 AUG 1990

136 | 14:12 UT

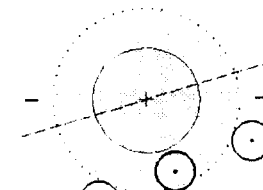


P = 1.726 | U = 0.681

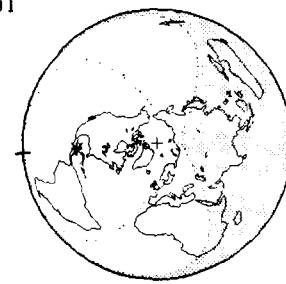


PENUMBRAL 30 JAN 1991

143 | 5:59 UT

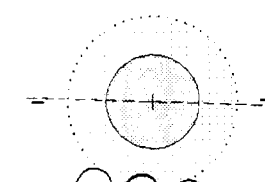


P = 0.906 | U = -0.105

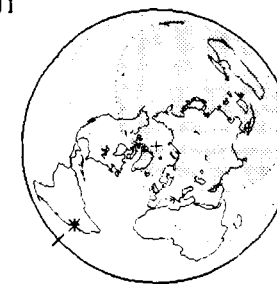


PENUMBRAL 27 JUN 1991

110 | 3:15 UT

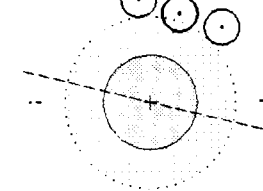


P = 0.339 | U = -0.752

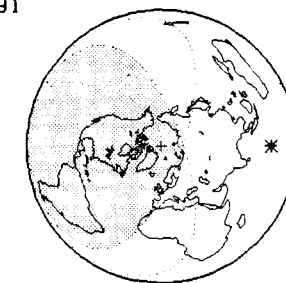


PENUMBRAL 26 JUL 1991

148 | 18: 8 UT

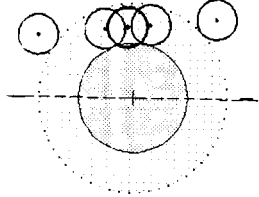


P = 0.280 | U = -3.607

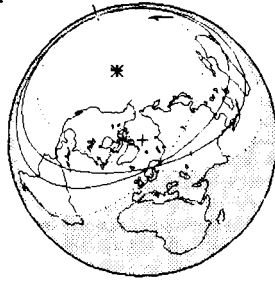


PARTIAL 21 DEC 1991

1:5 | 10:33 UT

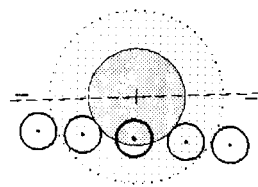


P = 1.090 | U = 0.093

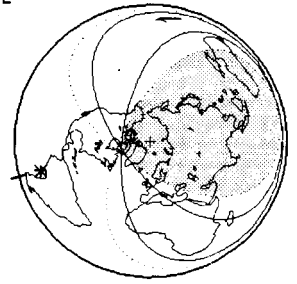


PARTIAL 15 JUN 1992

120 | 4:57 UT

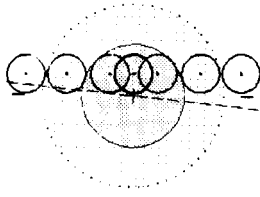


P = 1.752 | U = 0.687

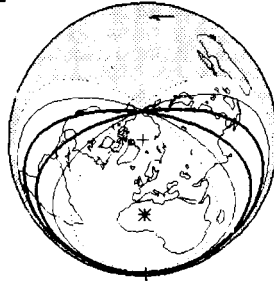


TOTAL 9 DEC 1992

125 | 23:44 UT

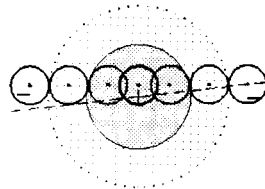


P = 2.317 | U = 1.276

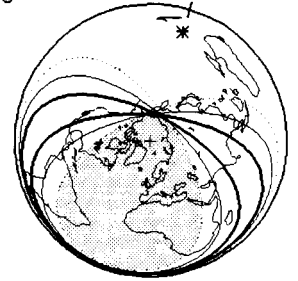


TOTAL 4 JUN 1993

130 | 13:00 UT

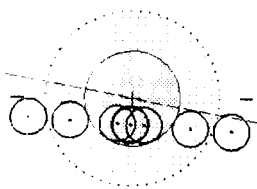


P = 2.578 | U = 1.567

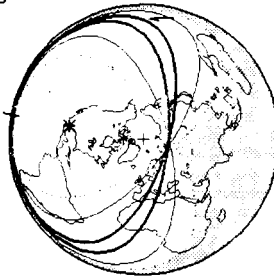


TOTAL 29 NOV 1993

135 | 6:26 UT

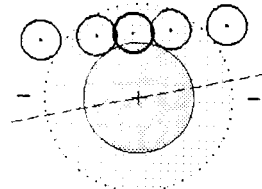


P = 2.189 | U = 1.092

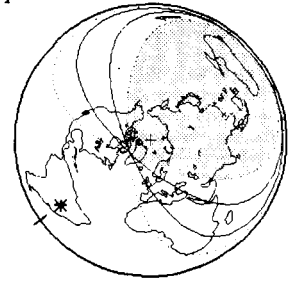


PARTIAL 25 MAY 1994

140 | 3:30 UT

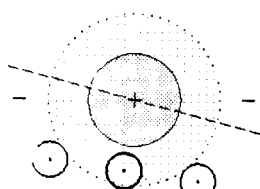


P = 1.219 | U = 0.249

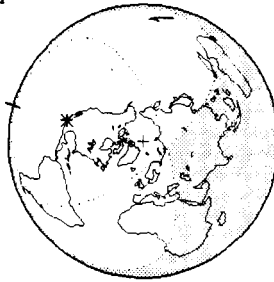


PENUMBRAL 18 NOV 1994

145 | 6:44 UT

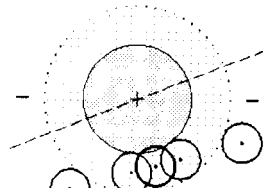


P = 0.908 | U = -0.215

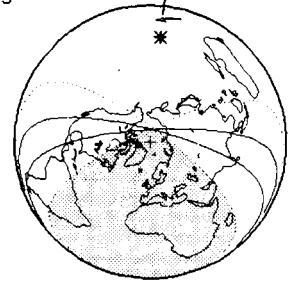


PARTIAL 15 APR 1995

112 | 12:18 UT

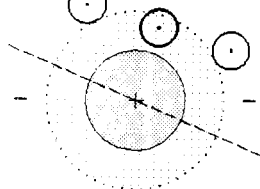


P = 1.109 | U = 0.117

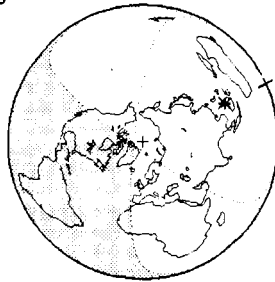


PENUMBRAL 8 OCT 1995

117 | 16:40 UT

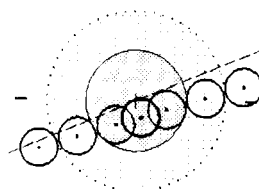


P = 0.851 | U = -0.206

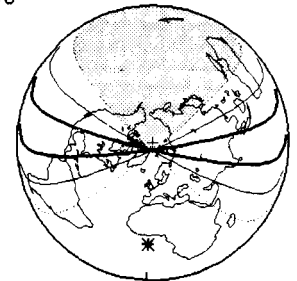


TOTAL 4 APR 1996

122 | 0:10 UT

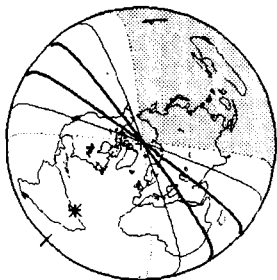
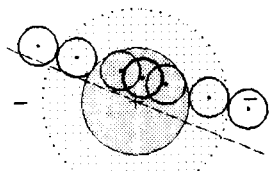


P = 2.433 | U = 1.385



TOTAL 27 SEP 1996

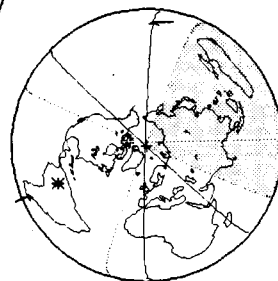
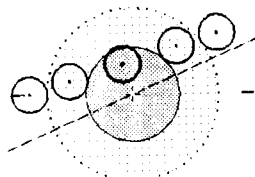
127 | 2:54 UT



P = 2.244 | U = 1.245

PARTIAL 24 MAR 1997

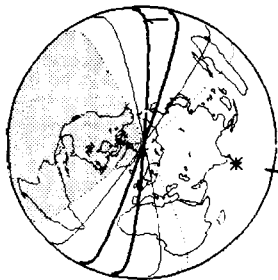
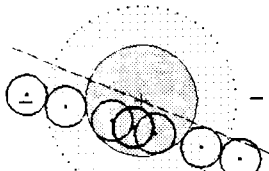
132 | 4:39 UT



P = 2.025 | U = 0.924

TOTAL 16 SEP 1997

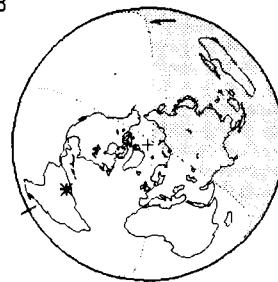
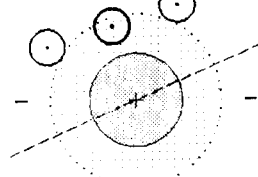
137 | 18:47 UT



P = 2.167 | U = 1.197

PENUMBRAL 13 MAR 1998

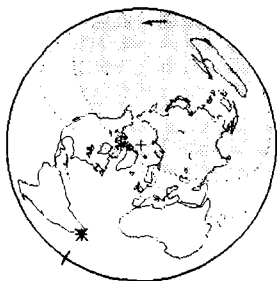
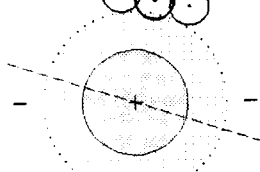
142 | 11:20 UT



P = 0.735 | U = -0.378

PENUMBRAL 8 AUG 1998

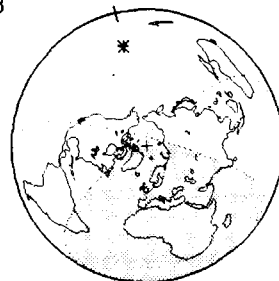
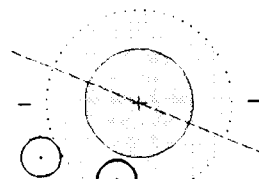
109 | 2:25 UT



P = 0.146 | U = -0.858

PENUMBRAL 6 SEP 1998


147 | 11:10 UT



P = 0.837 | U = -0.149

PENUMBRAL 31 JAN 1999

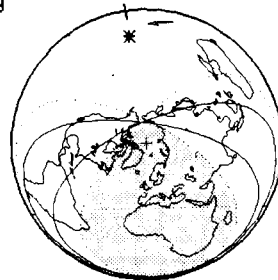
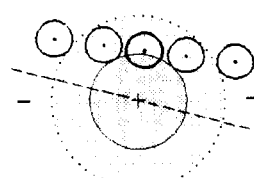
114 | 16:18 UT



P = 1.028 | U = -0.021

PARTIAL 28 JUL 1999

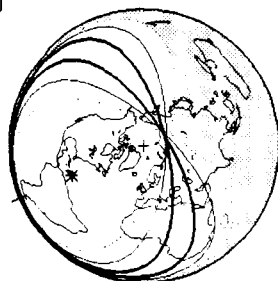
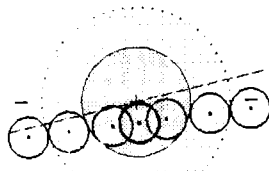
119 | 11:34 UT



P = 1.460 | U = 0.402

TOTAL 21 JAN 2000

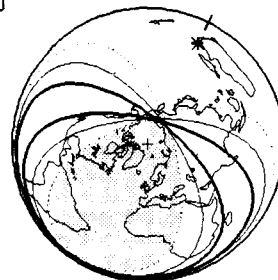
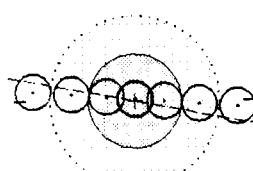
124 | 4:43 UT



P = 2.331 | U = 1.330

TOTAL 16 JUL 2000

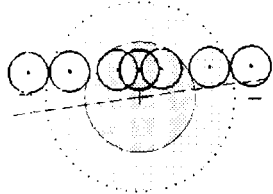
129 | 13:56 UT



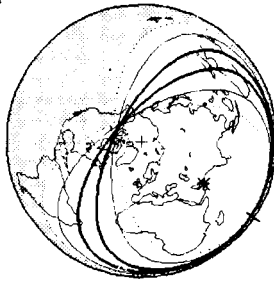
P = 2.854 | U = 1.773

TOTAL 9 JAN 2001

134 | 20:21 UT

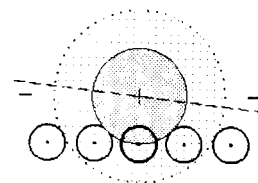


P = 0.197 | U = 1.194

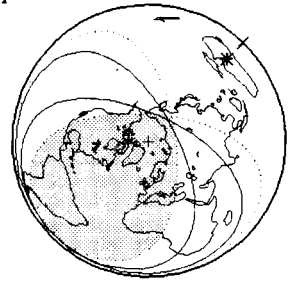


PARTIAL 5 JUL 2001

139 | 14:55 UT

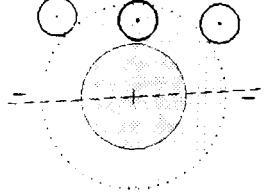


P = 1.573 | U = 0.499

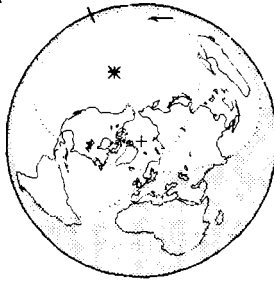


PENUMBRAL 30 DEC 2001

144 | 10:29 UT

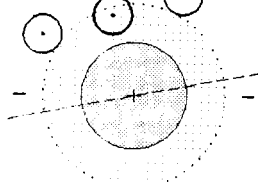


P = 0.919 | U = -0.110

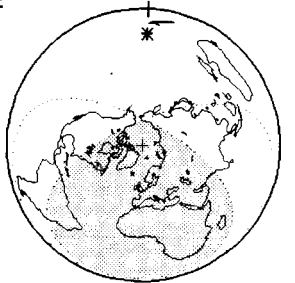


PENUMBRAL 26 MAY 2002

111 | 12:3 UT

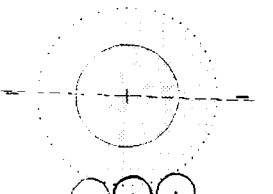


P = 0.714 | U = -0.283

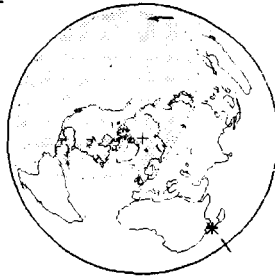


PENUMBRAL 24 JUN 2002

149 | 21:27 UT

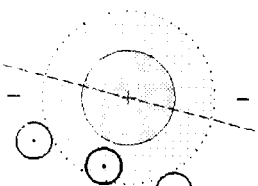


P = 0.275 | U = -0.787



PENUMBRAL 20 NOV 2002

116 | 1:47 UT

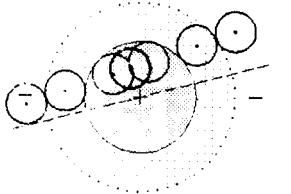


P = 0.889 | U = -0.222

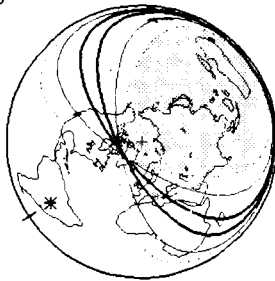


TOTAL 16 MAY 2003

121 | 3:40 UT

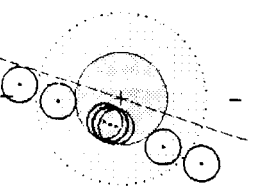


P = 2.100 | U = 1.133

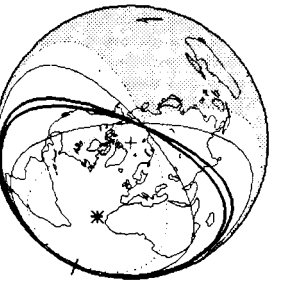


TOTAL 9 NOV 2003

126 | 1:18 UT

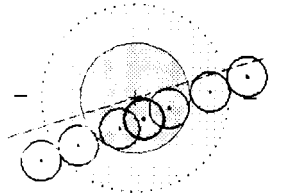


P = 2.140 | U = 1.022

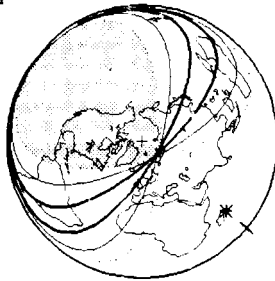


TOTAL 4 MAY 2004

131 | 20:30 UT

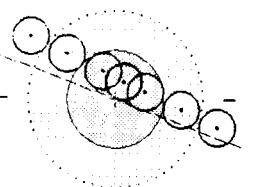


P = 2.258 | U = 1.309

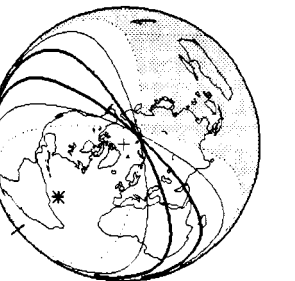


TOTAL 28 OCT 2004

136 | 3:4 UT

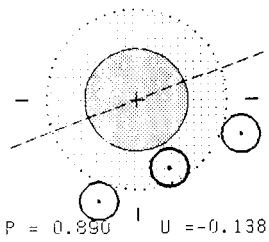


P = 2.590 | U = 1.313



PENUMBRAL 24 APR 2005

141 | 9:55 UT

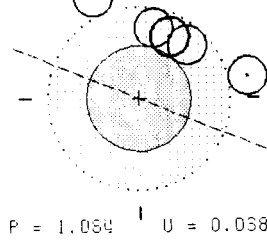


P = 0.890 | U = -0.138

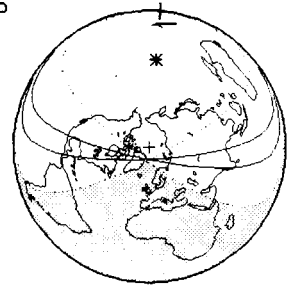


PARTIAL 17 OCT 2005

146 | 12: 3 UT

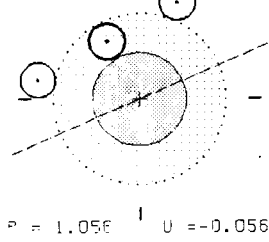


P = 1.054 | U = 0.038



PENUMBRAL 14 MAR 2006

113 | 23:47 UT

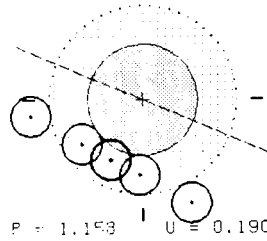


P = 1.056 | U = -0.056

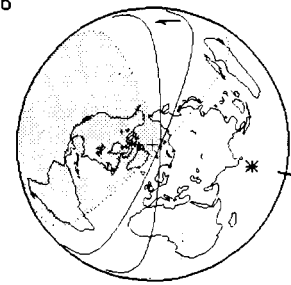


PARTIAL 7 SEP 2006

118 | 18:51 UT

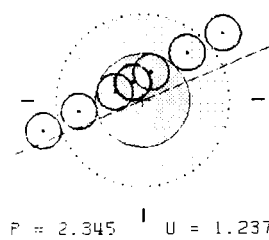


P = 1.153 | U = 0.190

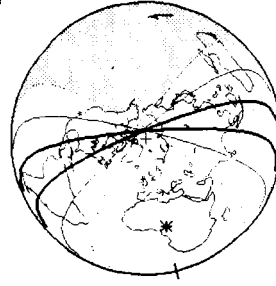


TOTAL 3 MAR 2007

123 | 23:21 UT

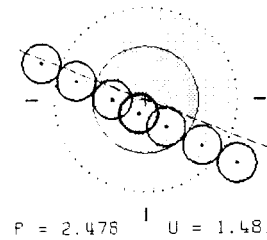


P = 2.345 | U = 1.237

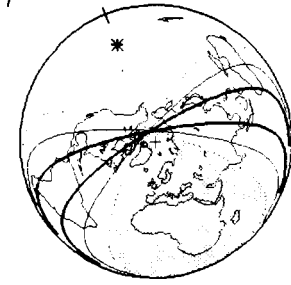


TOTAL 28 AUG 2007

128 | 10:37 UT

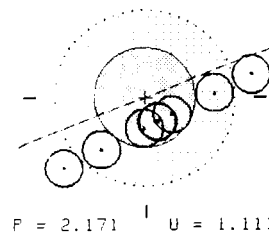


P = 2.475 | U = 1.481

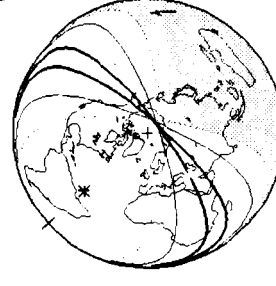


TOTAL 21 FEB 2008

133 | 3:26 UT

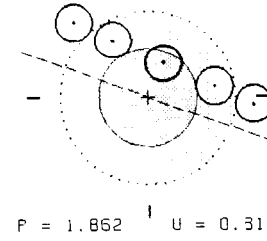


P = 2.171 | U = 1.111

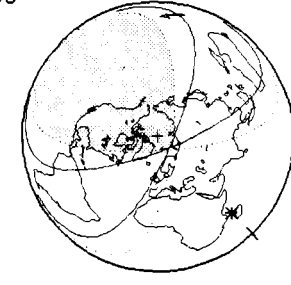


PARTIAL 16 AUG 2008

138 | 21:10 UT

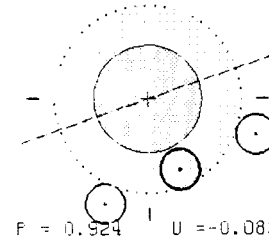


P = 1.852 | U = 0.312



PENUMBRAL 9 FEB 2009

143 | 14:38 UT

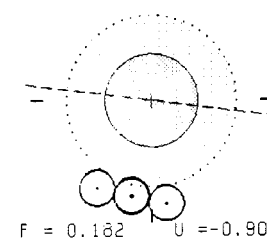


P = 0.924 | U = -0.083

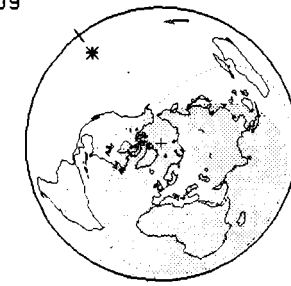


PENUMBRAL 7 JUL 2009

110 | 9:38 UT

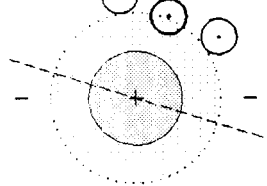


P = 0.162 | U = -0.906

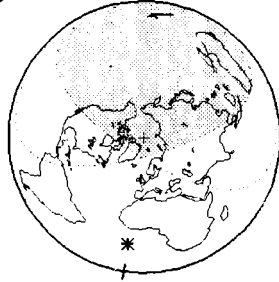


PENUMBRAL 6 AUG 2009

144 | 0:39 UT

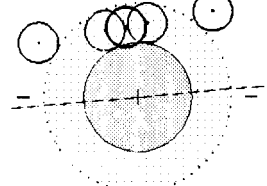


P = 0.426 | U = -0.662

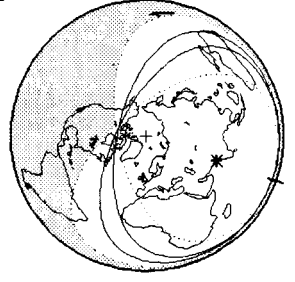


PARTIAL 31 DEC 2009

115 | 19:23 UT

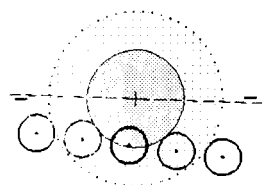


P = 1.081 | U = 0.082

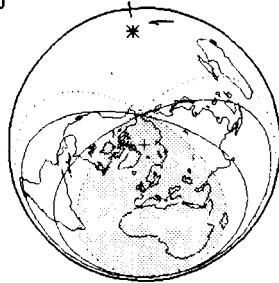


PARTIAL 26 JUN 2010

120 | 11:36 UT

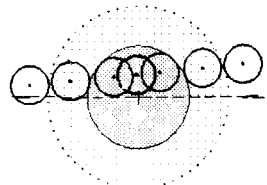


P = 1.009 | U = 0.542

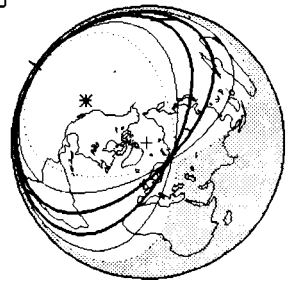


TOTAL 21 DEC 2010

125 | 8:17 UT

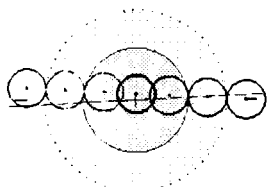


P = 2.306 | U = 1.261

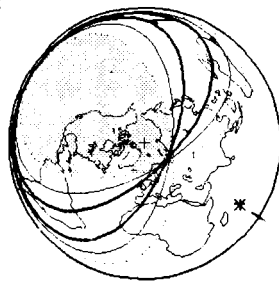


TOTAL 15 JUN 2011

130 | 20:12 UT

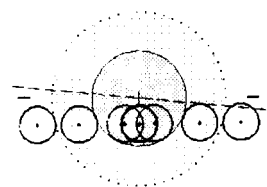


P = 2.712 | U = 1.705

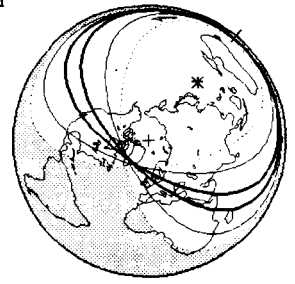


TOTAL 10 DEC 2011

135 | 14:32 UT

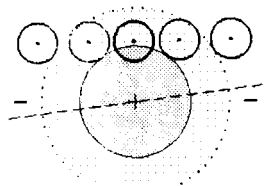


P = 2.212 | U = 1.111

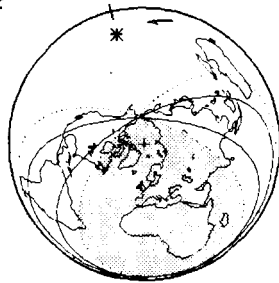


PARTIAL 4 JUN 2012

140 | 11:3 UT

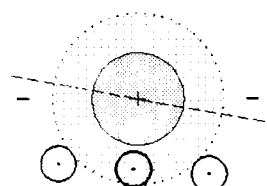


P = 1.343 | U = 0.376

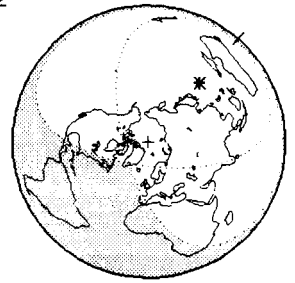


PENUMBRAL 28 NOV 2012

145 | 14:33 UT

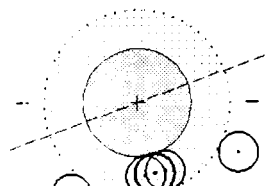


P = 0.942 | U = -0.183

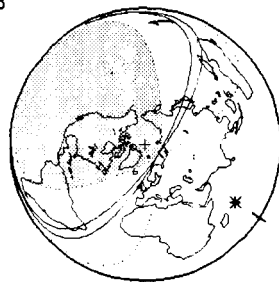


PARTIAL 25 APR 2013

112 | 20:7 UT

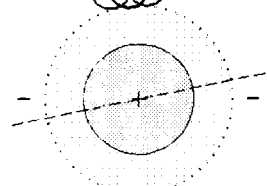


P = 1.012 | U = 0.020



PENUMBRAL 25 MAY 2013

150 | 4:10 UT



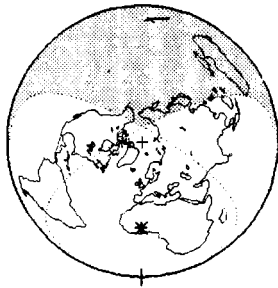
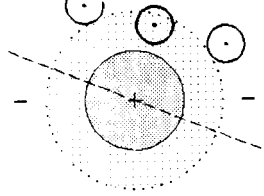
P = 0.040 | U = -0.928





PENUMBRAL 18 OCT 2013

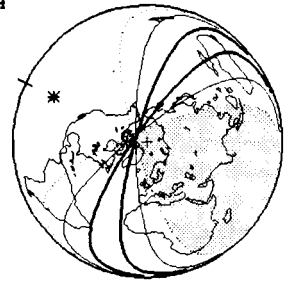
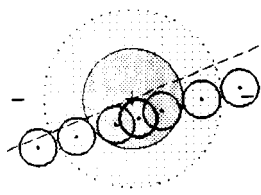
117 | 23:50 UT



P = 0.791 | U = -0.267

TOTAL 15 APR 2014

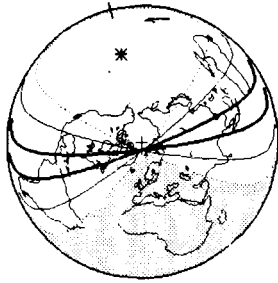
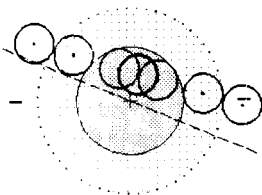
122 | 7:46 UT



P = 2.344 | U = 1.296

TOTAL 8 OCT 2014

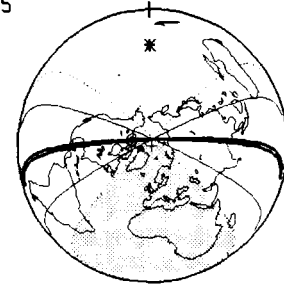
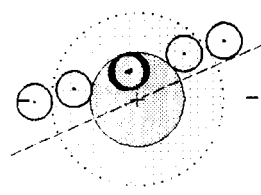
127 | 10:54 UT



P = 2.171 | U = 1.172

TOTAL 4 APR 2015

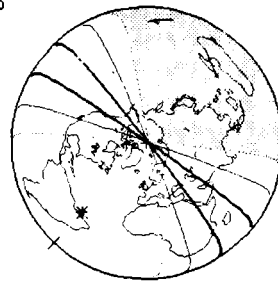
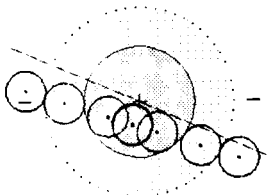
132 | 12:00 UT



P = 2.105 | U = 1.005

TOTAL 28 SEP 2015

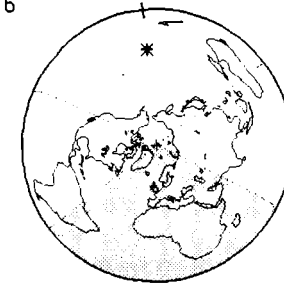
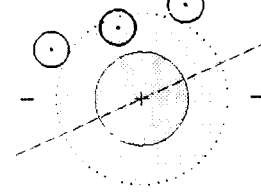
37 | 2:47 UT



P = 2.254 | U = 1.282

PENUMBRAL 23 MAR 2016

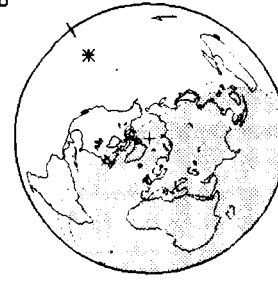
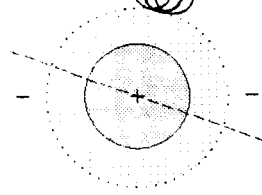
142 | 11:47 UT



P = 0.801 | U = -0.308

PENUMBRAL 18 AUG 2016

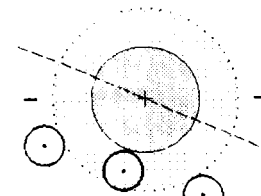
109 | 13:42 UT



P = 0.017 | U = -0.993

PENUMBRAL 16 SEP 2016

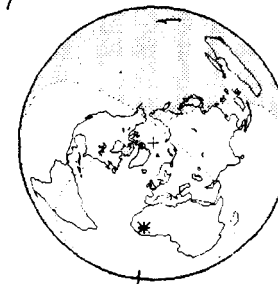
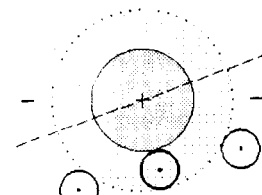
147 | 18:54 UT



P = 0.933 | U = -0.058

PENUMBRAL 11 FEB 2017

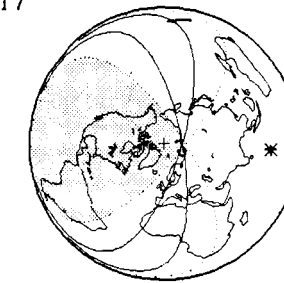
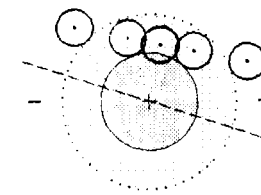
114 | 0:44 UT



P = 1.014 | U = -0.030

PARTIAL 7 AUG 2017

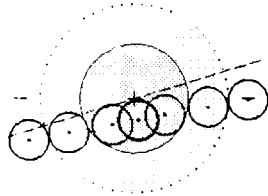
119 | 18:20 UT



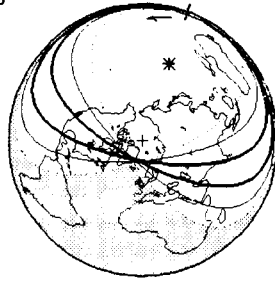
P = 1.315 | U = 0.252

TOTAL 31 JAN 2018

124 | 13:39 UT

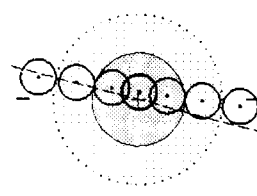


P = 0.920 | U = 1.321

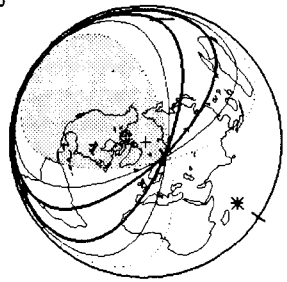


TOTAL 27 JUL 2018

129 | 20:22 UT

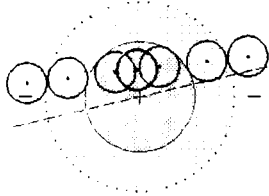


P = 2.705 | U = 1.614

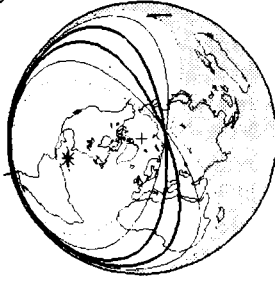


TOTAL 21 JAN 2019

134 | 5:12 UT

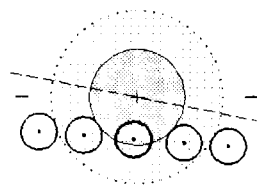


P = 0.193 | U = 1.200

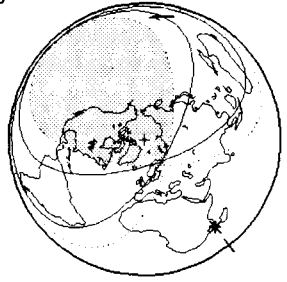


PARTIAL 16 JUL 2019

139 | 21:31 UT

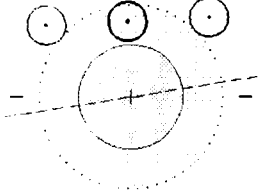


P = 1.729 | U = 0.658



PENUMBRAL 10 JAN 2020

144 | 13:10 UT

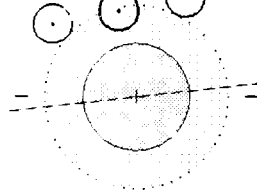


P = 0.921 | U = -0.111

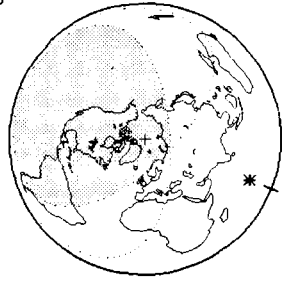


PENUMBRAL 5 JUN 2020

111 | 19:25 UT

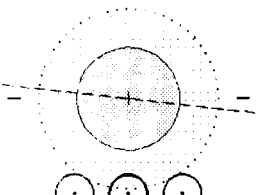


P = 0.594 | U = -0.399

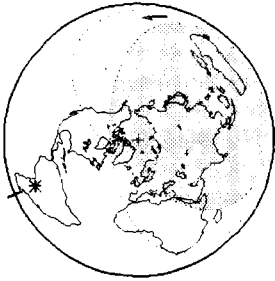


PENUMBRAL 5 JUL 2020

149 | 4:30 UT

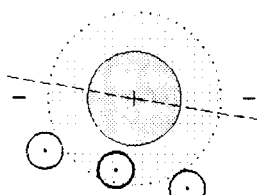


P = 0.380 | U = -0.639



PENUMBRAL 30 NOV 2020

116 | 9:43 UT

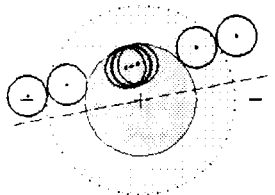


P = 0.855 | U = -0.258

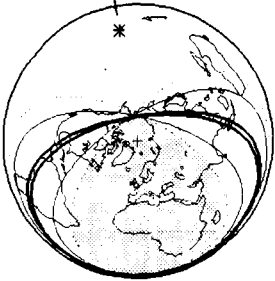


TOTAL 26 MAY 2021

121 | 11:18 UT

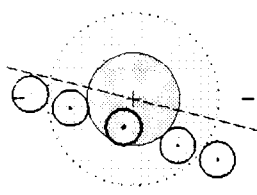


P = 1.979 | U = 1.015



PARTIAL 19 NOV 2021

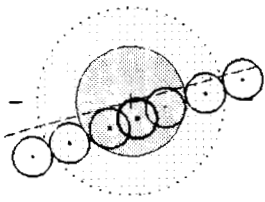
126 | 9: 3 UT



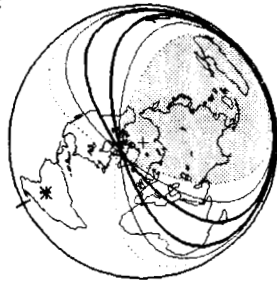
P = 2.098 | U = 0.979



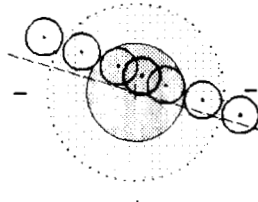
TOTAL 16 MAY 2022  
131 | 4:11 UT



P = 2.397 | U = 1.419



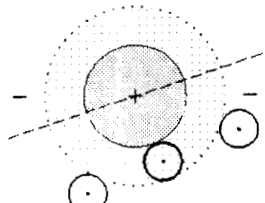
TOTAL 8 NOV 2022  
136 | 10:59 UT



P = 2.440 | U = 1.364



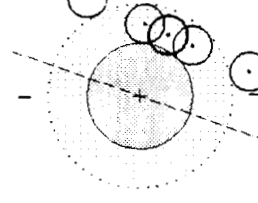
PENUMBRAL 5 MAY 2023  
141 | 17:23 UT



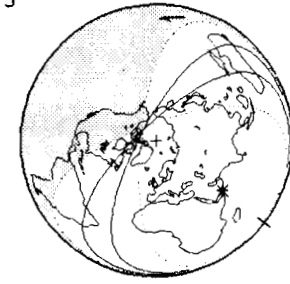
P = 0.999 | U = -0.041



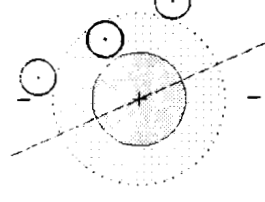
PARTIAL 28 OCT 2023  
146 | 20:14 UT



P = 1.143 | U = 0.127



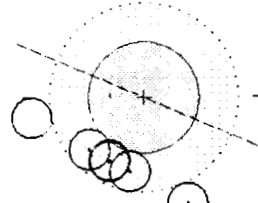
PENUMBRAL 25 MAR 2024  
113 | 7:13 UT



P = 0.982 | U = -0.128



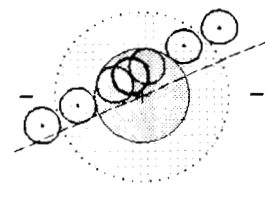
PARTIAL 18 SEP 2024  
119 | 2:44 UT



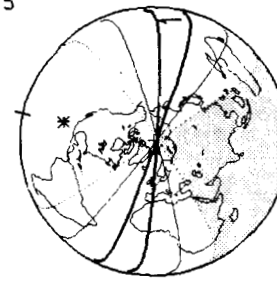
P = 1.062 | U = 0.091



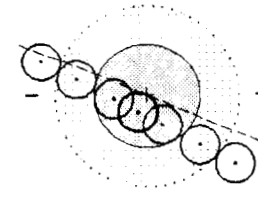
TOTAL 14 MAR 2025  
123 | 6:58 UT



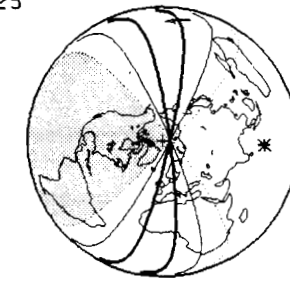
P = 2.286 | U = 1.183



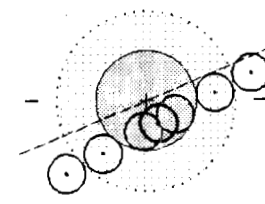
TOTAL 7 SEP 2025  
128 | 18:11 UT



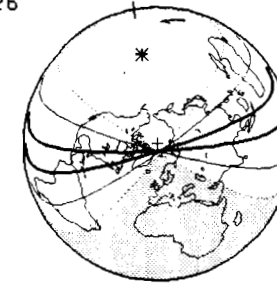
P = 2.369 | U = 1.368



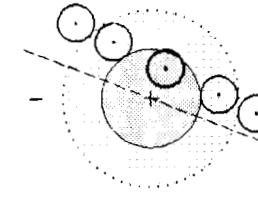
TOTAL 3 MAR 2026  
133 | 11:33 UT



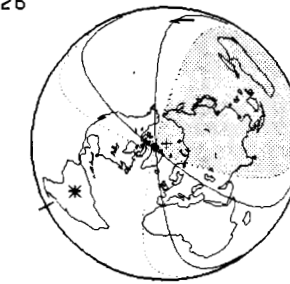
P = 2.210 | U = 1.156



PARTIAL 28 AUG 2026  
138 | 4:13 UT

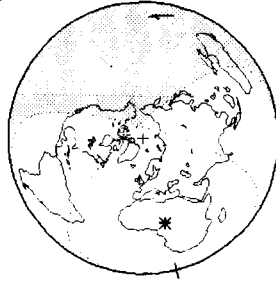
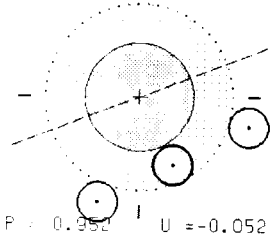


P = 1.990 | U = 0.935



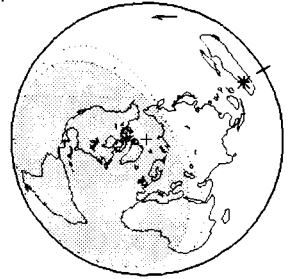
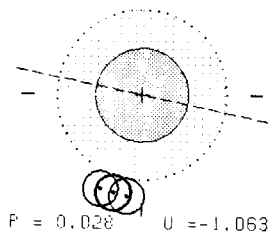
PENUMBRAL 20 FEB 2027

143 | 23:13 UT



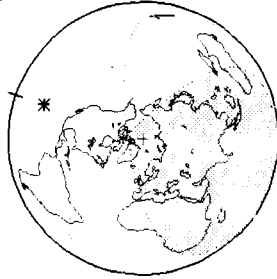
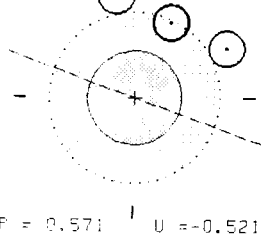
PENUMBRAL 18 JUL 2027

110 | 16: 3 UT



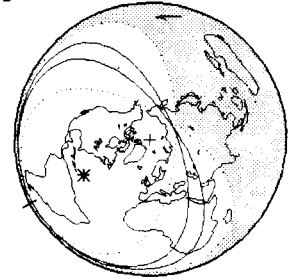
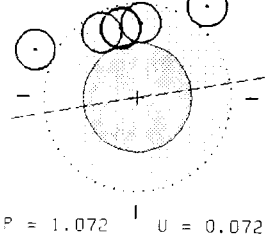
PENUMBRAL 17 AUG 2027

148 | 7:13 UT



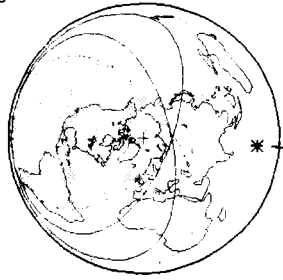
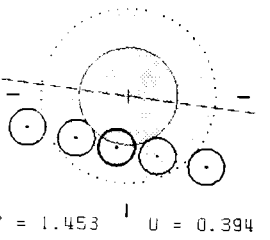
PARTIAL 12 JAN 2028

115 | 4:13 UT



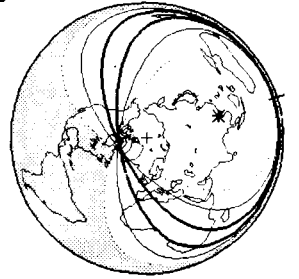
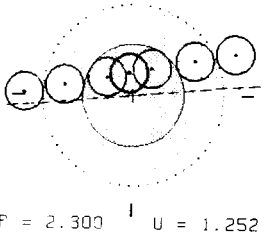
PARTIAL 6 JUL 2028

120 | 18:19 UT



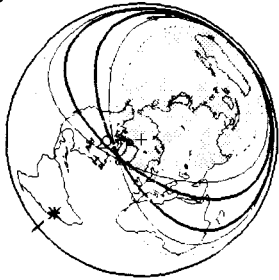
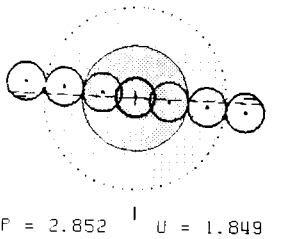
TOTAL 31 DEC 2028

125 | 16:52 UT



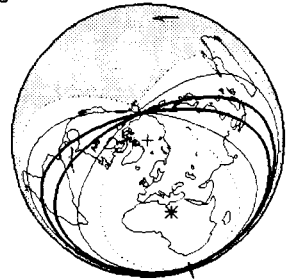
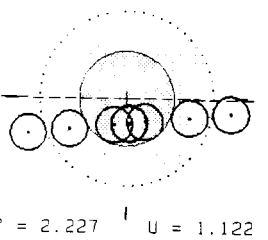
TOTAL 26 JUN 2029

130 | 3:22 UT



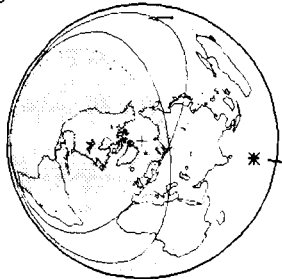
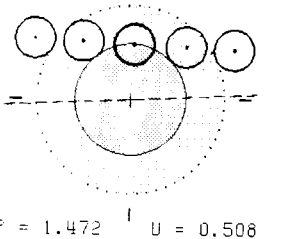
TOTAL 20 DEC 2029

135 | 22:42 UT



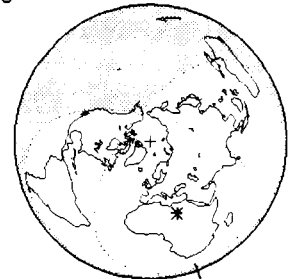
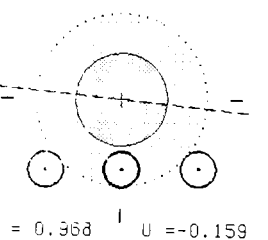
PARTIAL 15 JUN 2030

140 | 18:33 UT



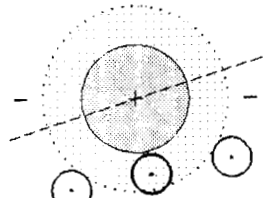
PENUMBRAL 9 DEC 2030

145 | 22:27 UT



PENUMBRAL 7 MAY 2031

112 | 3:51 UT

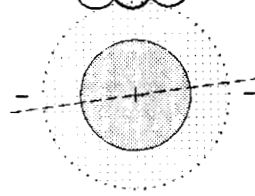


P = 0.907 | U = -0.085



PENUMBRAL 5 JUN 2031

150 | 11:44 UT

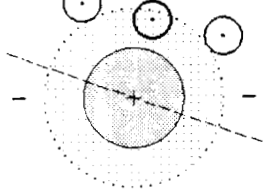


P = 0.154 | U = -0.814



PENUMBRAL 30 OCT 2031

117 | 7:45 UT

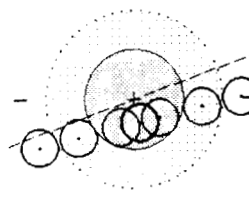


P = 0.742 | U = -0.315

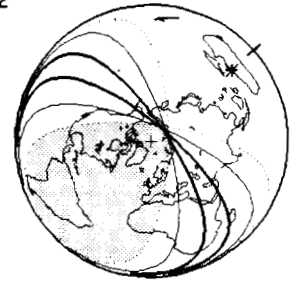


TOTAL 25 APR 2032

122 | 15:13 UT

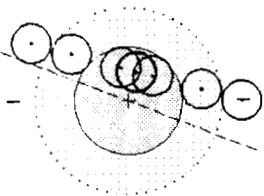


P = 2.245 | U = 1.197

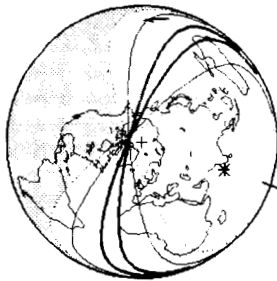


TOTAL 18 OCT 2032

127 | 19:2 UT

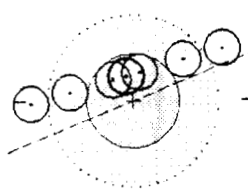


P = 2.108 | U = 1.108

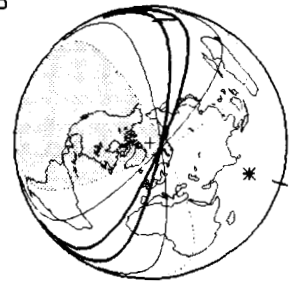


TOTAL 14 APR 2033

132 | 19:12 UT

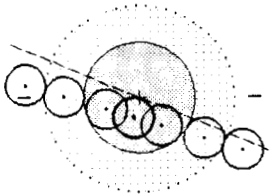


P = 2.197 | U = 1.099

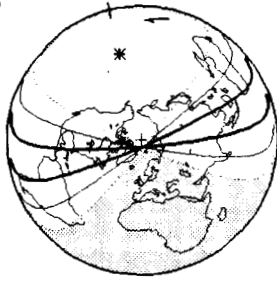


TOTAL 8 OCT 2033

137 | 10:55 UT

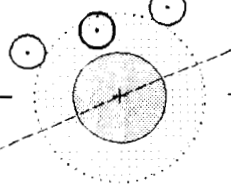


P = 2.331 | U = 1.355



PENUMBRAL 3 APR 2034

142 | 19:5 UT

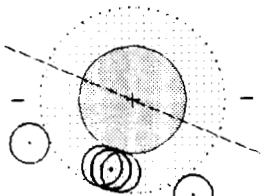


P = 0.881 | U = -0.223



PARTIAL 28 SEP 2034

147 | 2:46 UT

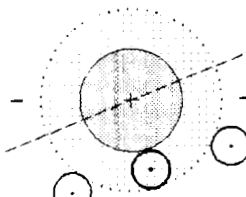


P = 1.016 | J = 0.020



PENUMBRAL 22 FEB 2035

114 | 9:5 UT

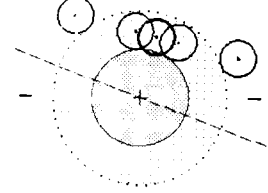


P = 0.991 | U = -0.048

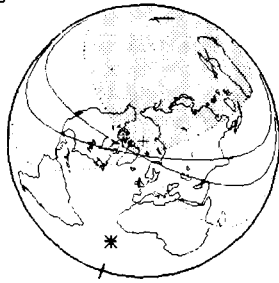


PARTIAL 19 AUG 2035

110 | 1:11 UT

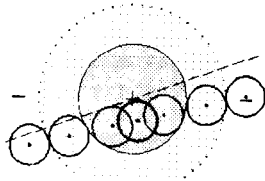


P = 1.177 | U = 0.109

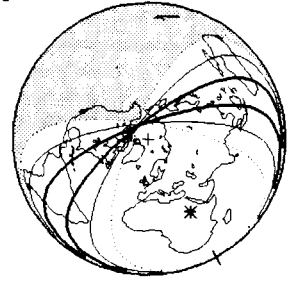


TOTAL 11 FEB 2036

124 | 22:11 UT

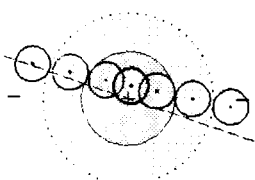


P = 2.300 | U = 1.305

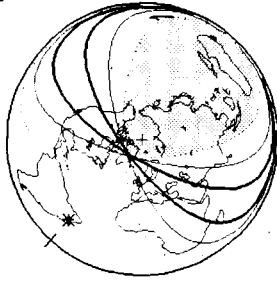


TOTAL 7 AUG 2036

129 | 2:51 UT

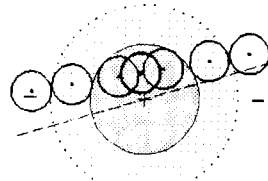


P = 2.553 | U = 1.459

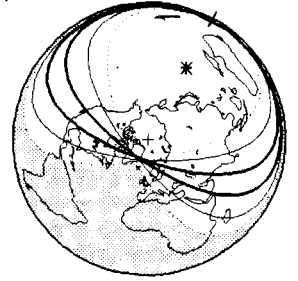


TOTAL 31 JAN 2037

134 | 13:60 UT

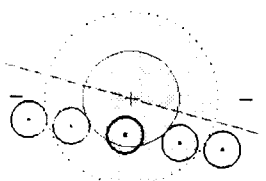


P = 2.205 | U = 1.213

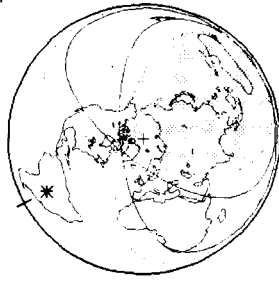


PARTIAL 27 JUL 2037

139 | 4: 8 UT

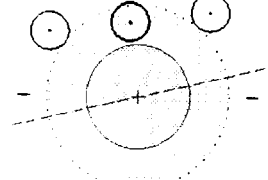


P = 1.884 | U = 0.814

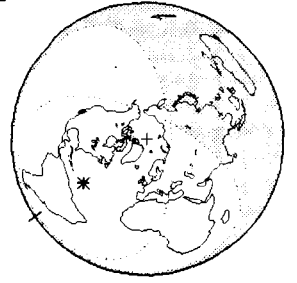


PENUMBRAL 21 JAN 2038

144 | 3:48 UT

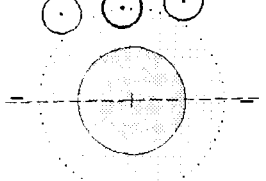


P = 0.925 | U = -0.109

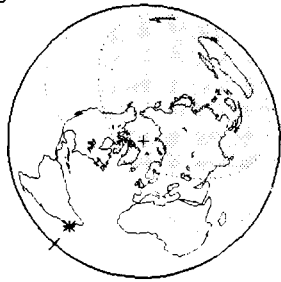


PENUMBRAL 17 JUN 2038

111 | 2:43 UT

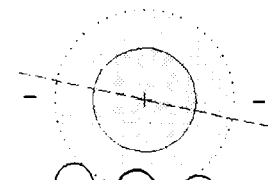


P = 0.467 | U = -0.522

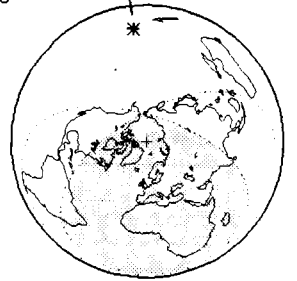


PENUMBRAL 16 JUL 2038

149 | 11:34 UT

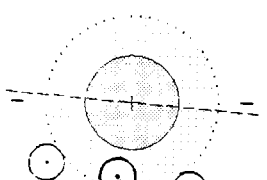


P = 0.525 | U = -0.490

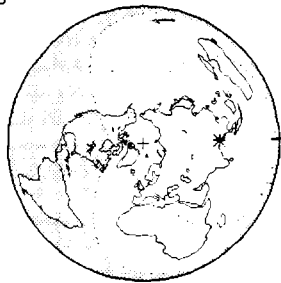


PENUMBRAL 11 DEC 2038

116 | 17:43 UT

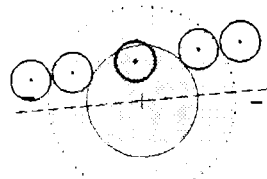


P = 0.651 | U = -0.285



PARTIAL 6 JUN 2039

121 | 18:53 UT

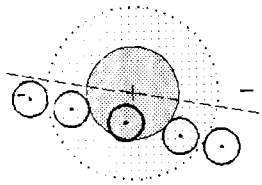


P = 1.852 | U = 0.891

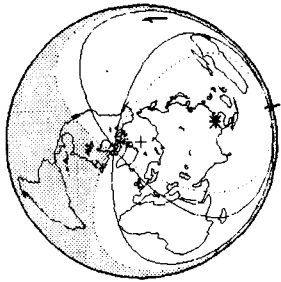


PARTIAL 30 NOV 2039

126 | 16:55 UT

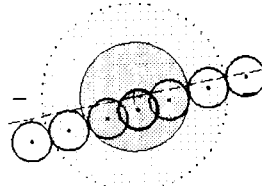


P = 2.066 | U = 0.947

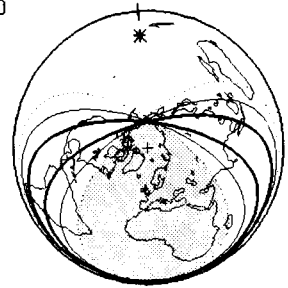


TOTAL 26 MAY 2040

131 | 11:45 UT

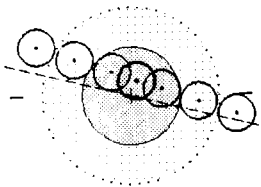


P = 2.519 | U = 1.541

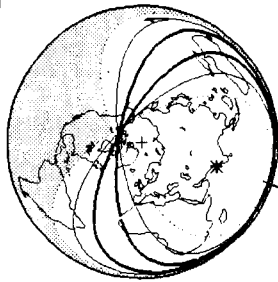


TOTAL 18 NOV 2040

136 | 19:30 UT

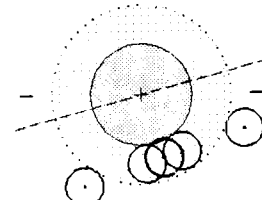


P = 2.478 | U = 1.402



PARTIAL 16 MAY 2041

141 | 0:41 UT

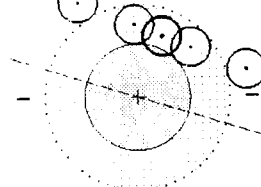


P = 1.100 | U = 0.070

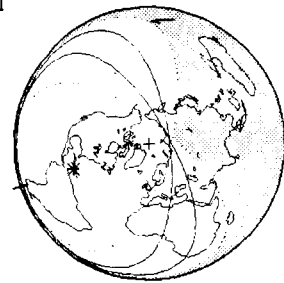


PARTIAL 8 NOV 2041

145 | 4:33 UT

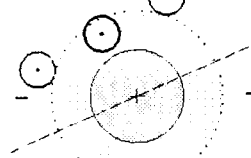


P = 1.191 | U = 0.175

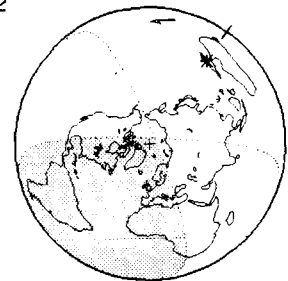


PENUMBRAL 5 APR 2042

113 | 14:28 UT

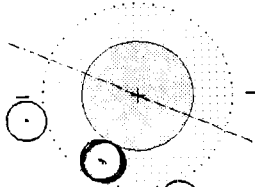


P = 0.894 | U = -0.213

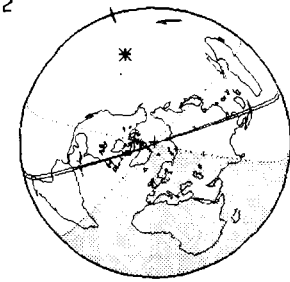


PARTIAL 29 SEP 2042

118 | 10:44 UT

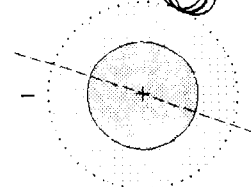


P = 0.978 | U = 0.003



PENUMBRAL 28 OCT 2042

156 | 19:33 UT

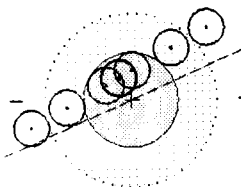


P = 0.008 | U = -0.974

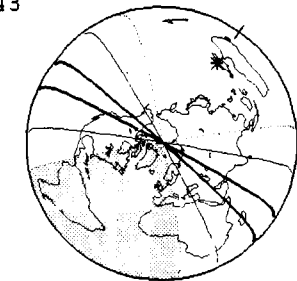


TOTAL 25 MAR 2043

123 | 14:30 UT

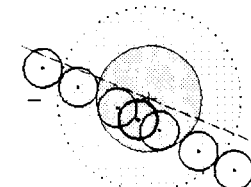


P = 2.216 | U = 1.119

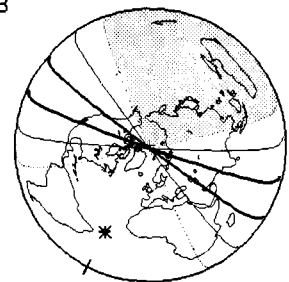


TOTAL 19 SEP 2043

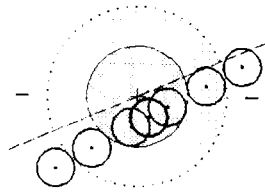
128 | 1:50 UT



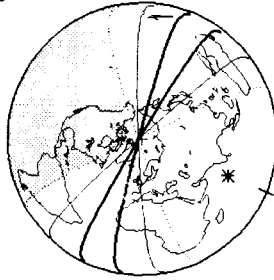
P = 2.269 | U = 1.261



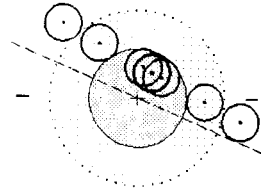
TOTAL 13 MAR 2044  
130 | 19:37 UT



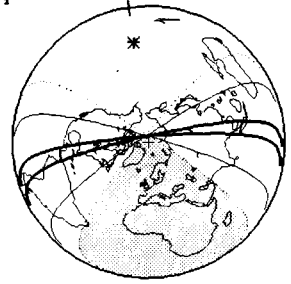
$P = 2.256$  |  $U = 1.208$



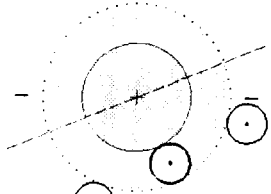
TOTAL 7 SEP 2044  
138 | 11:19 UT



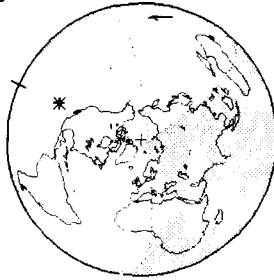
$P = 2.111$  |  $U = 1.050$



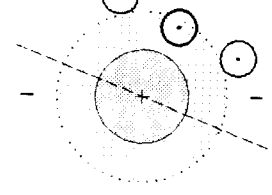
PENUMBRAL 3 MAR 2045  
143 | 7:42 UT



$P = 0.997$  |  $U = -0.012$



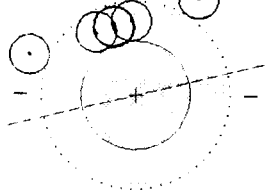
PENUMBRAL 27 AUG 2045  
148 | 13:53 UT



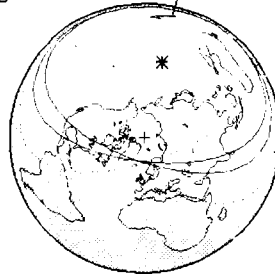
$P = 0.708$  |  $U = -0.388$



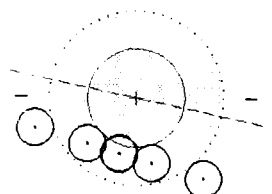
PARTIAL 22 JAN 2046  
115 | 13:11 UT



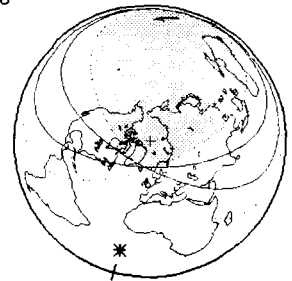
$P = 1.050$  |  $U = 0.059$



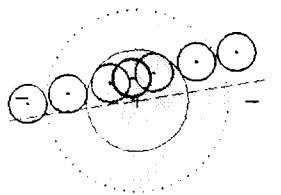
PARTIAL 18 JUL 2046  
120 | 1:04 UT



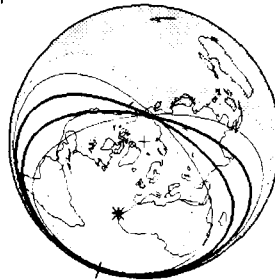
$P = 1.307$  |  $U = 0.252$



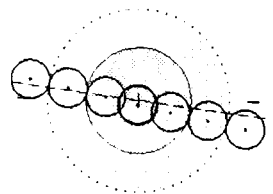
TOTAL 12 JAN 2047  
125 | 1:24 UT



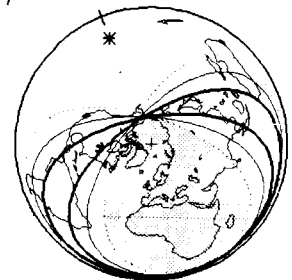
$P = 2.291$  |  $U = 1.239$



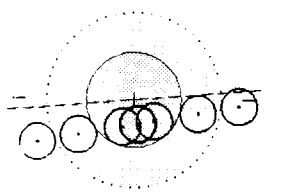
TOTAL 7 JUL 2047  
130 | 10:34 UT



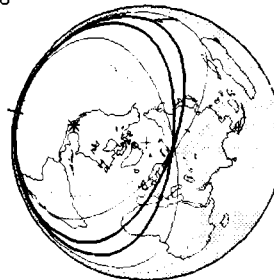
$P = 2.757$  |  $U = 1.757$



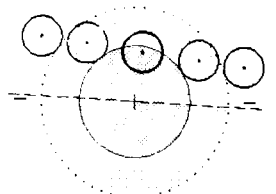
TOTAL 1 JAN 2048  
135 | 6:52 UT



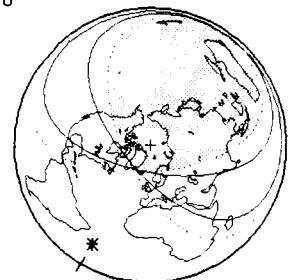
$P = 2.240$  |  $U = 1.132$



PARTIAL 26 JUN 2048  
140 | 2:01 UT



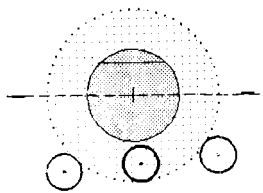
$P = 1.607$  |  $U = 0.644$



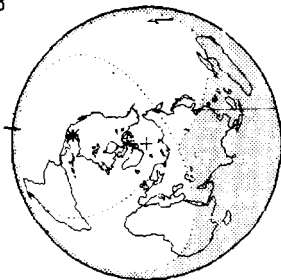


PENUMBRAL 20 DEC 2048

145 | 6:26 UT

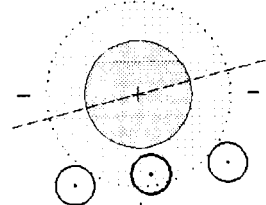


P = 0.988 | U = -0.140

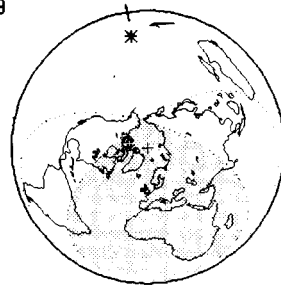


PENUMBRAL 17 MAY 2049

112 | 11:25 UT

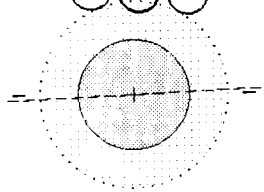


P = 0.789 | U = -0.203



PENUMBRAL 15 JUN 2049

150 | 19:12 UT

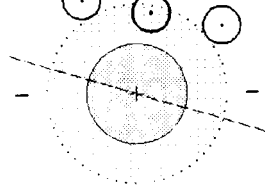


P = 0.275 | U = -0.693

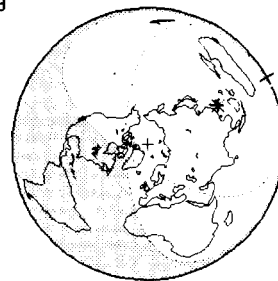


PENUMBRAL 9 NOV 2049

117 | 15:50 UT

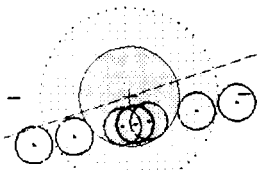


P = 0.707 | U = -0.350

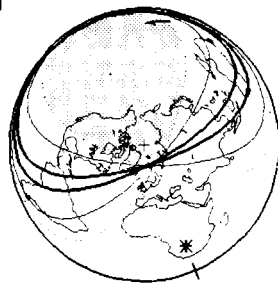


TOTAL 6 MAY 2050

122 | 22:30 UT

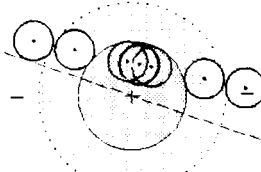


P = 2.131 | U = 1.082

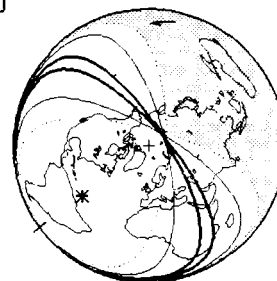


TOTAL 30 OCT 2050

127 | 3:20 UT

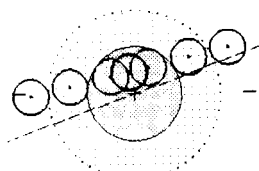


P = 2.060 | U = 1.060

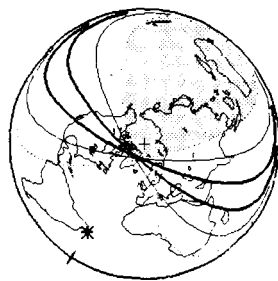


TOTAL 26 APR 2051

132 | 2:15 UT

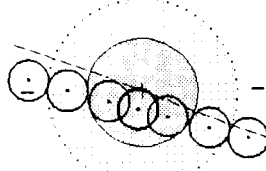


P = 2.303 | U = 1.207

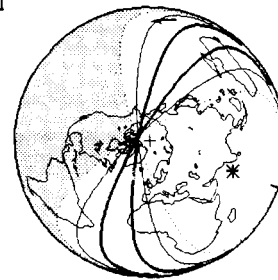


TOTAL 19 OCT 2051

137 | 19:10 UT

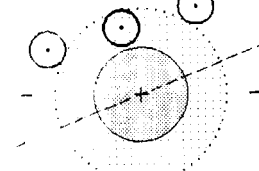


P = 2.396 | U = 1.417

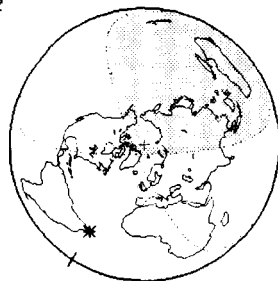


PENUMBRAL 14 APR 2052

142 | 2:16 UT

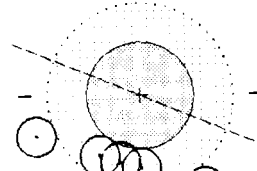


P = 0.972 | U = -0.126

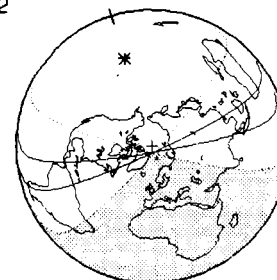


PARTIAL 8 OCT 2052

147 | 10:44 UT

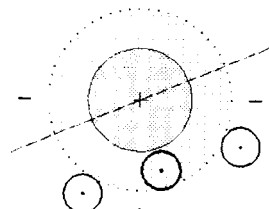


P = 1.089 | U = 0.087



PENUMBRAL 4 MAR 2053

114 | 17:20 UT

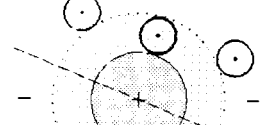


P = 0.958 | U = -0.075

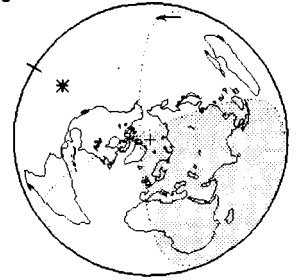


PENUMBRAL 29 AUG 2053

119 | 8:4 UT

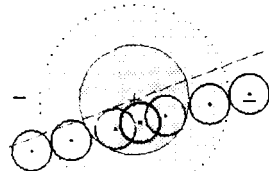


P = 1.045 | U = -0.028

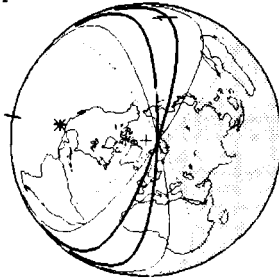


TOTAL 22 FEB 2054

124 | 6:49 UT

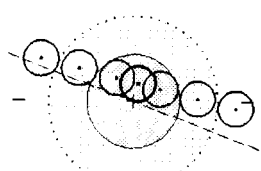


P = 2.275 | U = 1.283

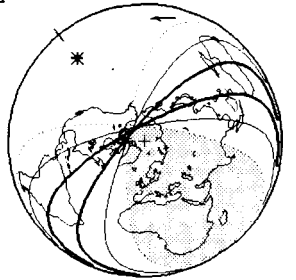


TOTAL 18 AUG 2054

129 | 9:24 UT

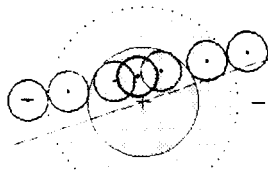


P = 2.407 | U = 1.311

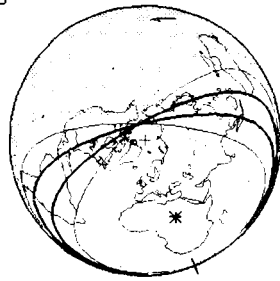


TOTAL 11 FEB 2055

134 | 22:44 UT

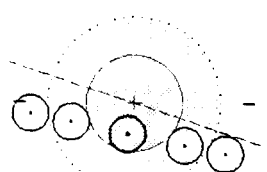


P = 2.222 | U = 1.230



PARTIAL 7 AUG 2055

139 | 10:51 UT

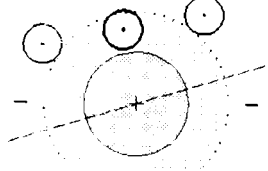


P = 2.032 | U = 0.964

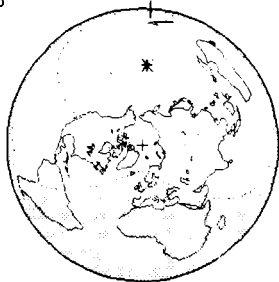


PENUMBRAL 1 FEB 2056

144 | 12:24 UT

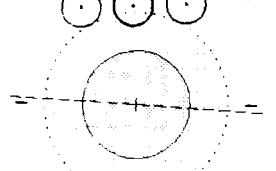


P = 0.951 | U = -0.105



PENUMBRAL 27 JUN 2056

111 | 10:1 UT

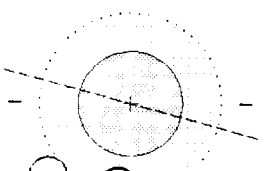


P = 0.340 | U = -0.646

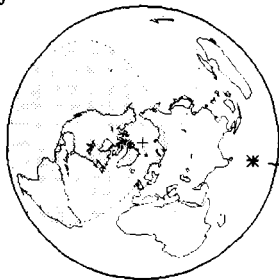


PENUMBRAL 26 JUL 2056

149 | 18:41 UT

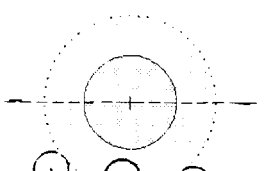


P = 0.663 | U = -0.344

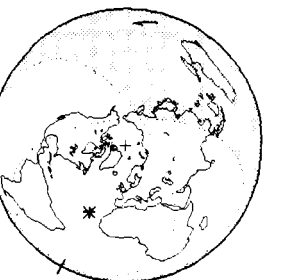


PENUMBRAL 22 DEC 2056

116 | 1:47 UT

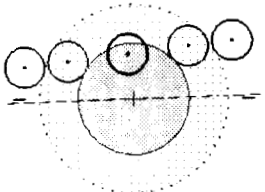


P = 0.612 | U = -0.306



PARTIAL 17 JUN 2057

121 | 2:24 UT

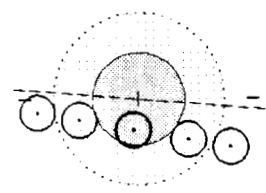


P = 1.722 | U = 0.762



PARTIAL 11 DEC 2057

126 | 0:52 UT

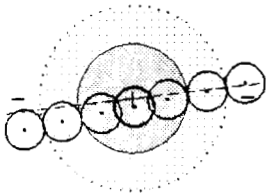


P = 2.044 | U = 0.923

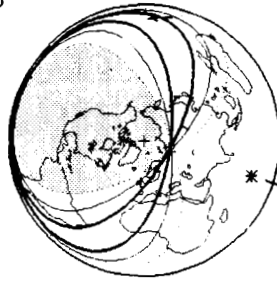


TOTAL 6 JUN 2058

131 | 19:14 UT

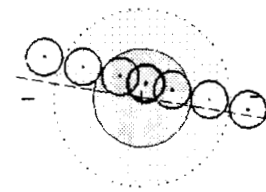


P = 2.446 | U = 1.667

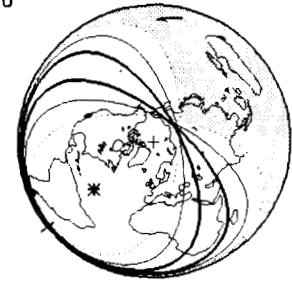


TOTAL 30 NOV 2058

136 | 3:14 UT

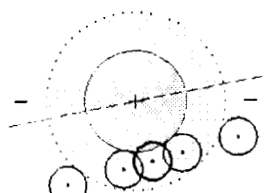


P = 2.505 | U = 1.431

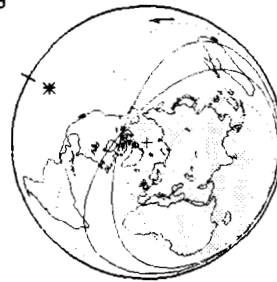


PARTIAL 27 MAY 2059

141 | 7:53 UT

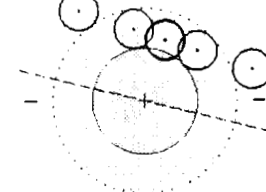


P = 1.220 | U = 0.188



PARTIAL 19 NOV 2059

146 | 12:59 UT

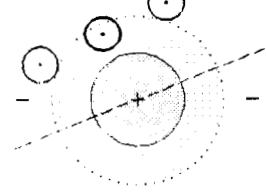


P = 1.229 | U = 0.213



PENUMBRAL 15 APR 2060

113 | 21:35 UT

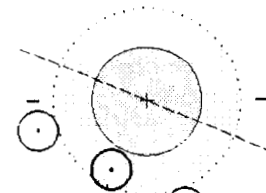


P = 0.794 | U = -0.311



PENUMBRAL 9 OCT 2060

118 | 18:51 UT

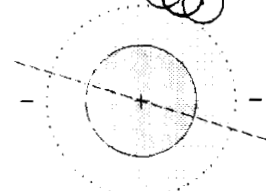


P = 0.905 | U = -0.074

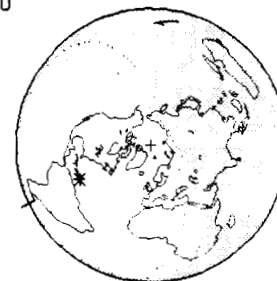


PENUMBRAL 8 NOV 2060

156 | 2 UT

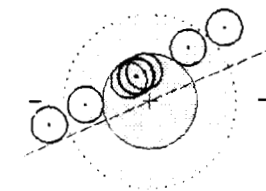


P = 0.052 | U = -0.932

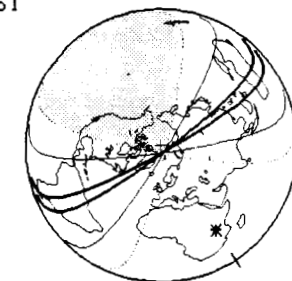


TOTAL 4 APR 2061

123 | 21:52 UT

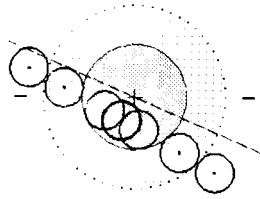


P = 2.131 | U = 1.039

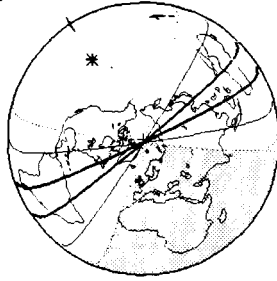


TOTAL 29 SEP 2061

126 | 9:36 UT

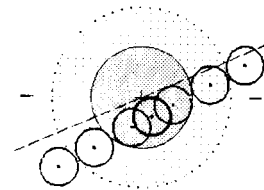


P = 2.191 | U = 1.168

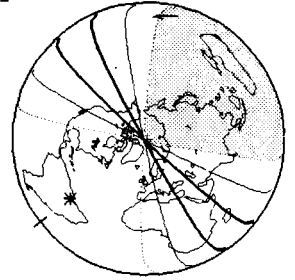


TOTAL 25 MAR 2062

133 | 3:32 UT

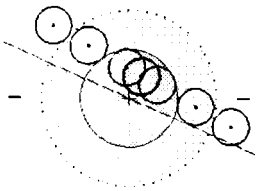


P = 2.316 | U = 1.275

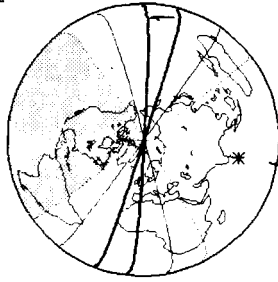


TOTAL 18 SEP 2062

136 | 18:32 UT

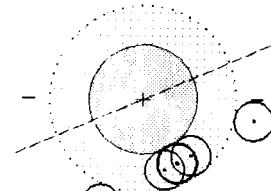


P = 2.221 | U = 1.154

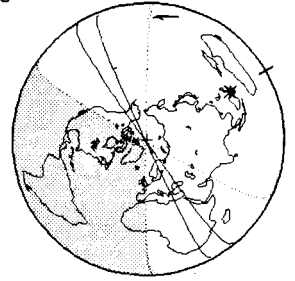


PARTIAL 14 MAR 2063

143 | 16: 4 UT

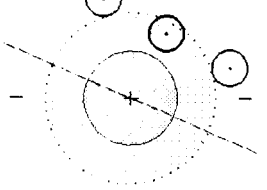


P = 1.034 | U = 0.039

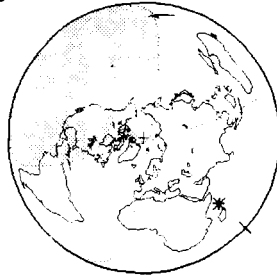


PENUMBRAL 7 SEP 2063

146 | 20:39 UT

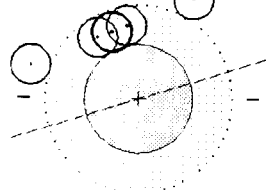


P = 0.836 | U = -0.264

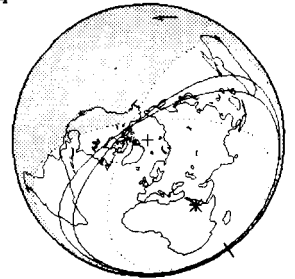


PARTIAL 2 FEB 2064

115 | 21:47 UT

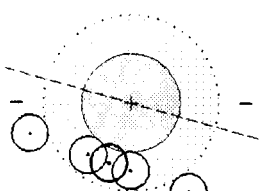


P = 1.045 | U = 0.044

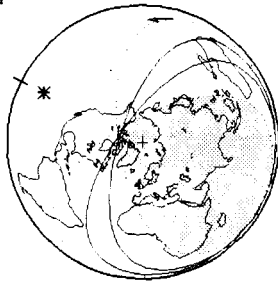


PARTIAL 28 JUL 2064

121 | 7:51 UT

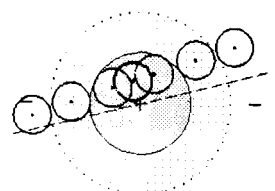


P = 1.162 | U = 0.109

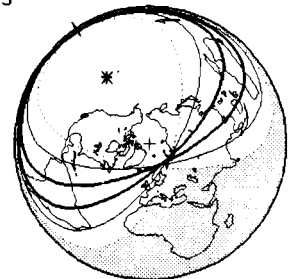


TOTAL 22 JAN 2065

125 | 9:57 UT

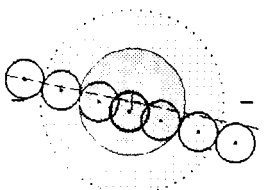


P = 2.282 | U = 1.228

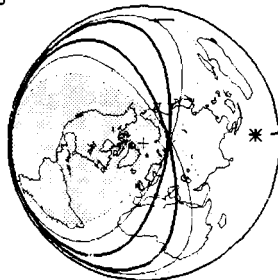


TOTAL 17 JUL 2065

130 | 17:46 UT

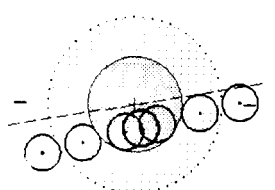


P = 2.615 | U = 1.618

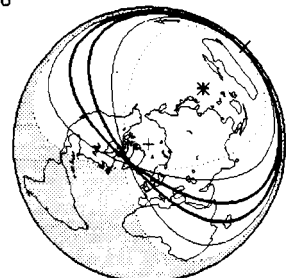


TOTAL 11 JAN 2066

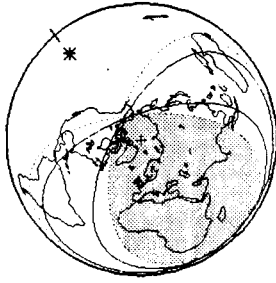
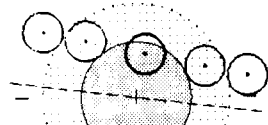
135 | 15: 2 UT



P = 2.252 | U = 1.142

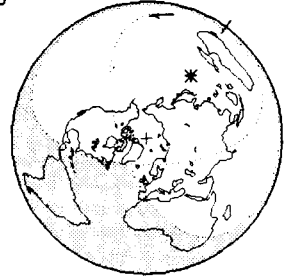
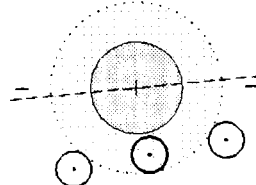


PARTIAL 7 JUL 2066  
140 | 9:28 UT



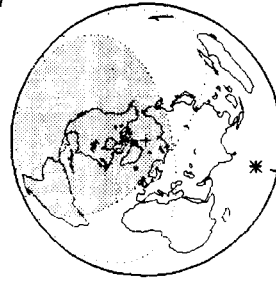
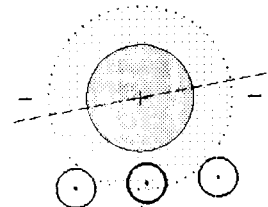
$P = 1.742$  |  $U = 0.781$

PENUMBRAL 31 DEC 2066  
145 | 14:28 UT



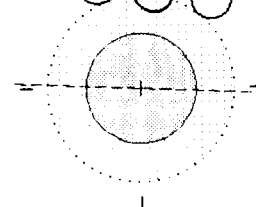
$P = 1.003$  |  $U = -0.124$

PENUMBRAL 28 MAY 2067  
112 | 18:54 UT



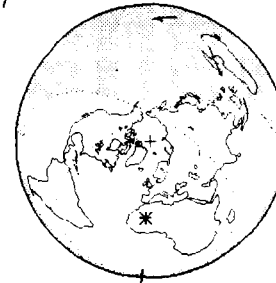
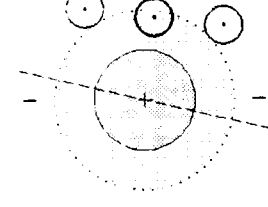
$P = 0.665$  |  $U = -0.327$

PENUMBRAL 27 JUN 2067  
150 | 2:39 UT



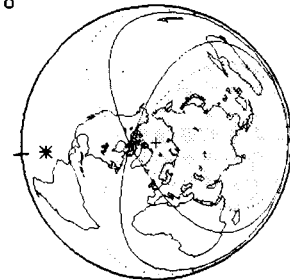
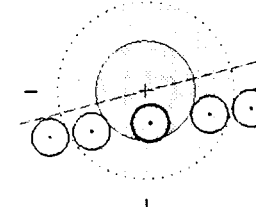
$P = 0.400$  |  $U = -0.570$

PENUMBRAL 21 NOV 2067  
117 | 0: 2 UT



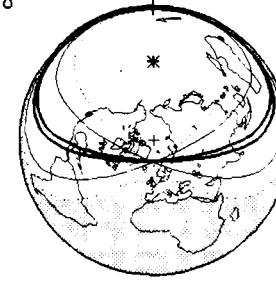
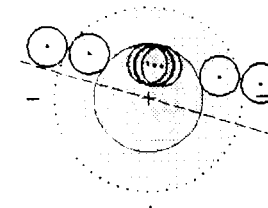
$P = 0.680$  |  $U = -0.376$

PARTIAL 17 MAY 2068  
122 | 5:40 UT



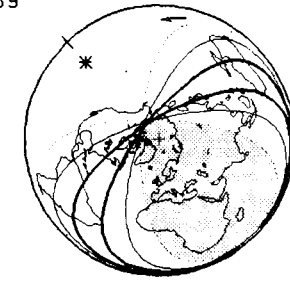
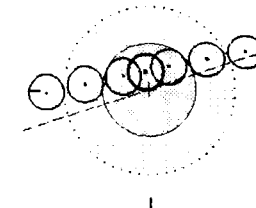
$P = 2.009$  |  $U = 0.959$

TOTAL 9 NOV 2068  
127 | 11:45 UT



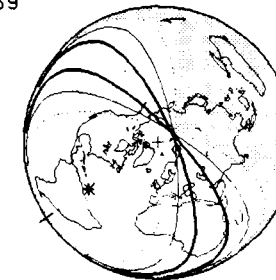
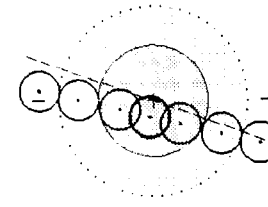
$P = 2.021$  |  $U = 1.021$

TOTAL 6 MAY 2069  
132 | 9: 8 UT



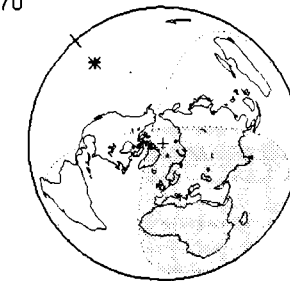
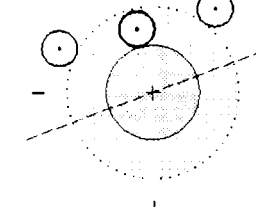
$P = 2.422$  |  $U = 1.327$

TOTAL 30 OCT 2069  
137 | 3:33 UT



$P = 2.443$  |  $U = 1.467$

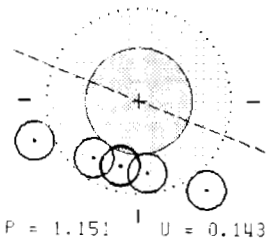
PENUMBRAL 25 APR 2070  
142 | 9:19 UT



$P = 1.077$  |  $U = -0.017$

PARTIAL 19 OCT 2070

147 | 18:49 UT

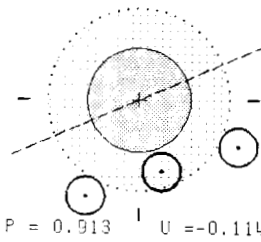


P = 1.151 | U = 0.143



PENUMBRAL 16 MAR 2071

114 | 1:29 UT

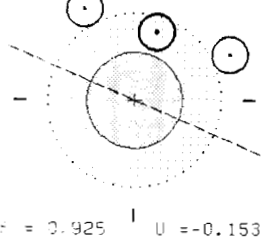


P = 0.913 | U = -0.114



PENUMBRAL 9 SEP 2071

119 | 15:3 UT

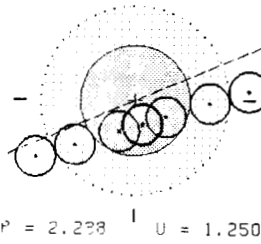


P = 0.925 | U = -0.153

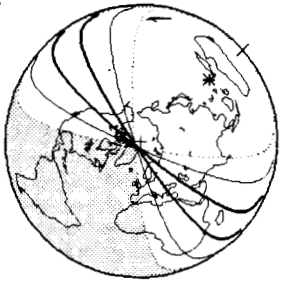


TOTAL 4 MAR 2072

124 | 15:21 UT

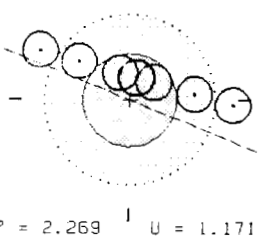


P = 2.238 | U = 1.250

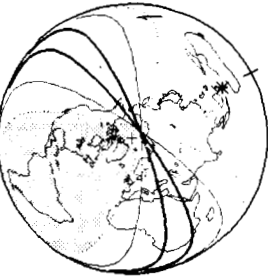


TOTAL 28 AUG 2072

129 | 16:3 UT

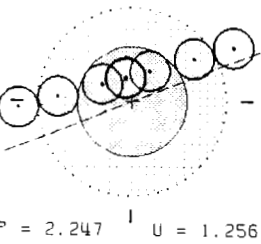


P = 2.269 | U = 1.171

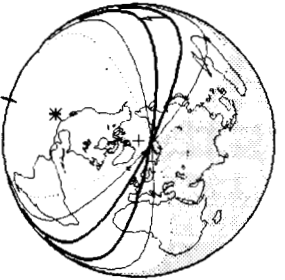


TOTAL 22 FEB 2073

134 | 7:22 UT

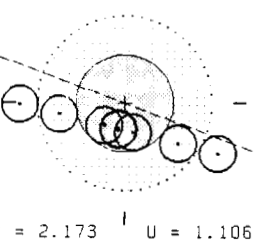


P = 2.247 | U = 1.256

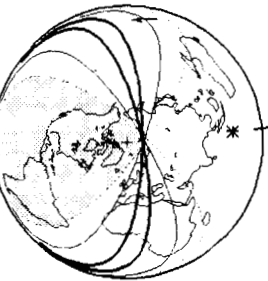


TOTAL 17 AUG 2073

139 | 17:40 UT

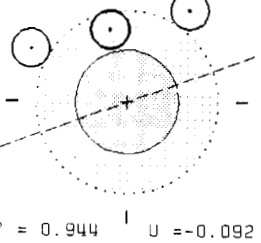


P = 2.173 | U = 1.106



PENUMBRAL 11 FEB 2074

144 | 20:54 UT

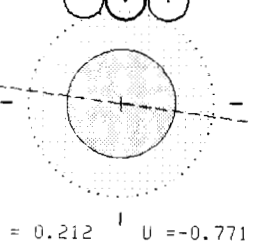


P = 0.944 | U = -0.092



PENUMBRAL 8 JUL 2074

111 | 17:19 UT

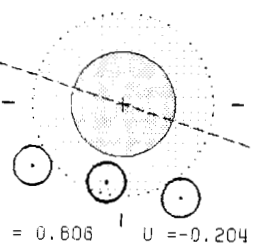


P = 0.212 | U = -0.771



PENUMBRAL 7 AUG 2074

149 | 1:54 UT

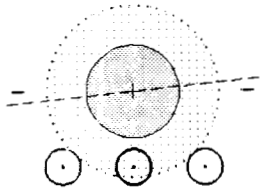


P = 0.606 | U = -0.204



PENUMBRAL 2 JAN 2075

116 | 9:53 UT

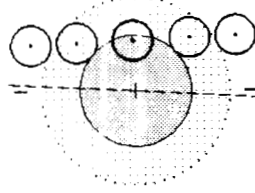


P = 0.798 | U = -0.323



PARTIAL 28 JUN 2075

121 | 9:53 UT

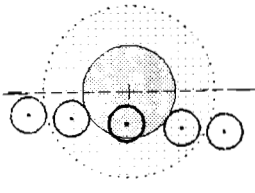


P = 1.587 | U = 0.628



PARTIAL 22 DEC 2075

126 | 8:53 UT

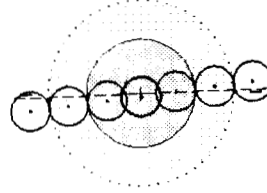


P = 2.027 | U = 0.906

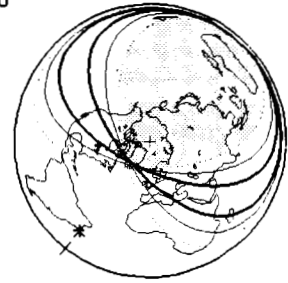


TOTAL 17 JUN 2076

131 | 2:37 UT

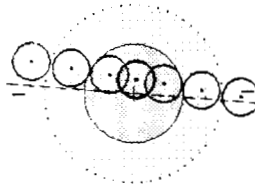


P = 2.760 | U = 1.800



TOTAL 10 DEC 2076

136 | 11:32 UT

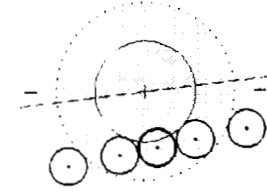


P = 2.524 | U = 1.450



PARTIAL 6 JUN 2077

141 | 14:57 UT

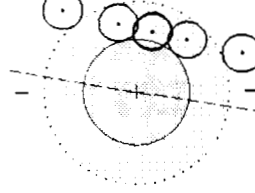


P = 1.351 | U = 0.317

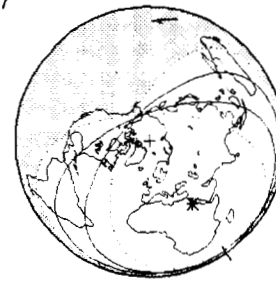


PARTIAL 29 NOV 2077

146 | 21:33 UT

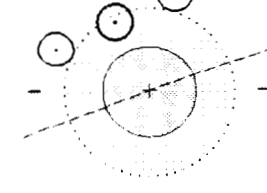


P = 1.256 | U = 0.241

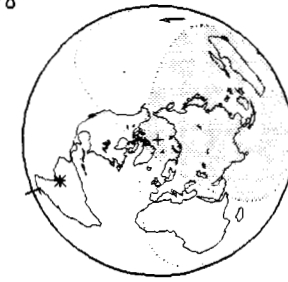


PENUMBRAL 27 APR 2078

113 | 4:33 UT

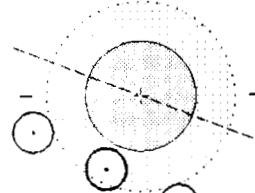


P = 0.682 | U = -0.420

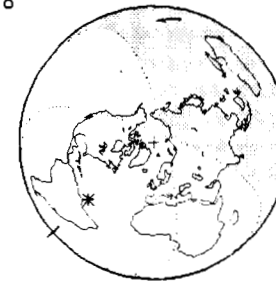


PENUMBRAL 21 OCT 2078

118 | 3: 5 UT

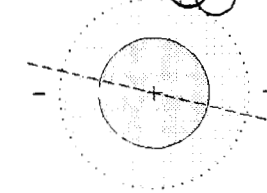


P = 0.842 | U = -0.140

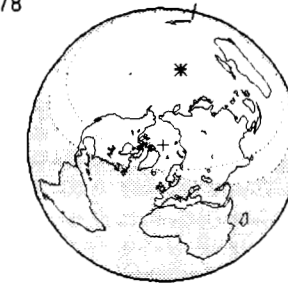


PENUMBRAL 19 NOV 2078

156 | 11:37 UT

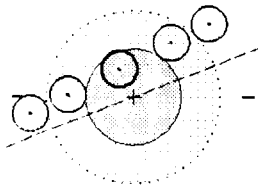


P = 0.066 | U = -0.699

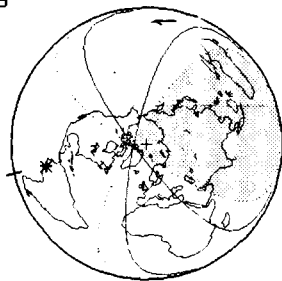


PARTIAL 16 APR 2079

103 | 5: 8 UT

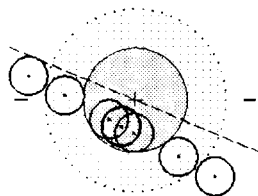


P = 2.036 | U = 0.950

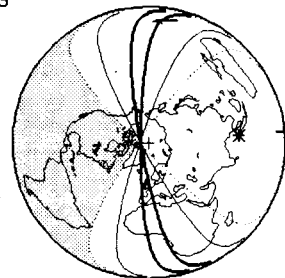


TOTAL 10 OCT 2079

128 | 17:28 UT

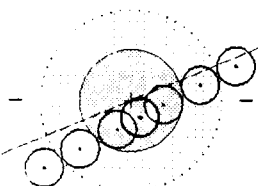


P = 2.104 | U = 1.085

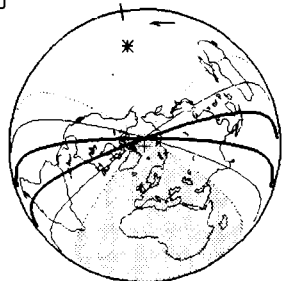


TOTAL 4 APR 2080

131 | 11:21 UT

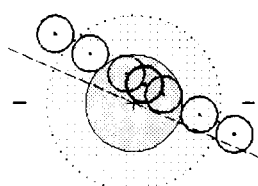


P = 2.336 | U = 1.351

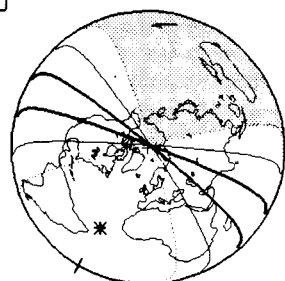


TOTAL 29 SEP 2080

138 | 1:50 UT

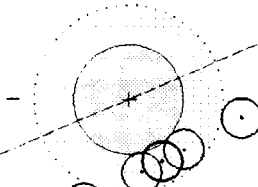


P = 2.322 | U = 1.249

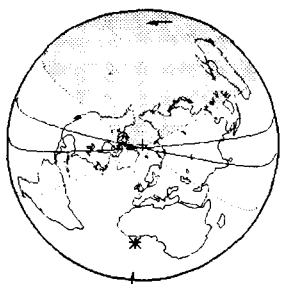


PARTIAL 25 MAR 2081

143 | 0:19 UT

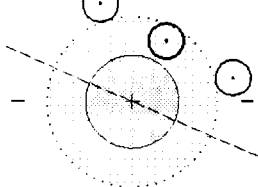


P = 1.090 | U = 0.100

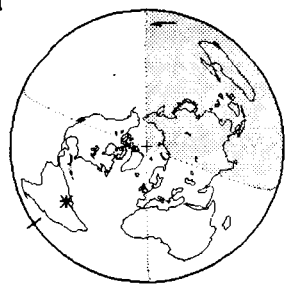


PENUMBRAL 18 SEP 2081

148 | 3:33 UT

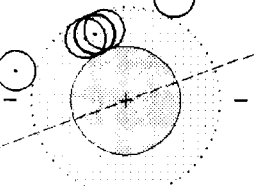


P = 0.953 | U = -0.151



PARTIAL 13 FEB 2082

115 | 6:27 UT

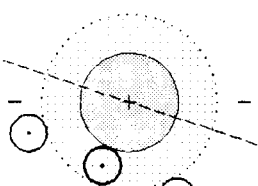


P = 1.021 | U = 0.019



PENUMBRAL 8 AUG 2082

120 | 14:44 UT

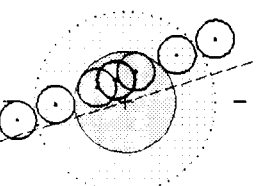


P = 1.027 | U = -0.024

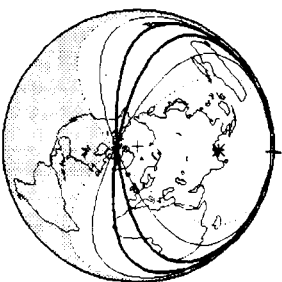


TOTAL 2 FEB 2083

125 | 18:24 UT

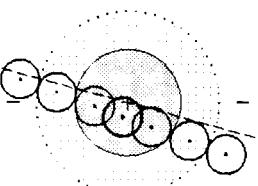


P = 2.266 | U = 1.211

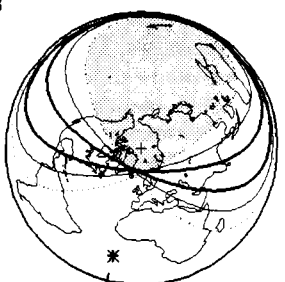


TOTAL 29 JUL 2083

130 | 1: 3 UT

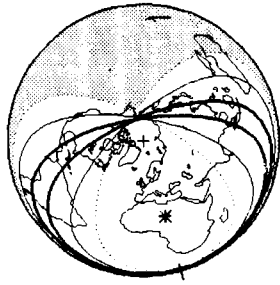
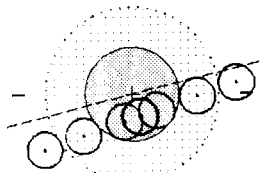


P = 2.478 | U = 1.483



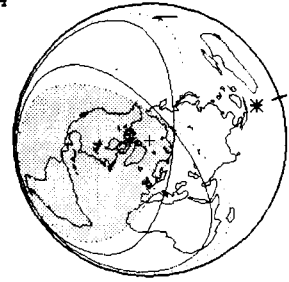
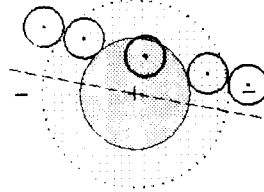


TOTAL 22 JAN 2084  
135 | 23:10 UT



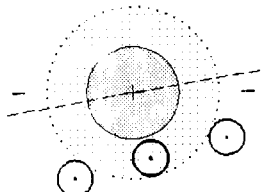
$P = 2.267$  |  $U = 1.155$

PARTIAL 17 JUL 2084  
140 | 16:56 UT



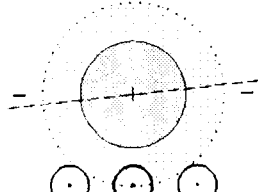
$P = 1.873$  |  $U = 0.917$

PENUMBRAL 10 JAN 2085  
145 | 22:30 UT



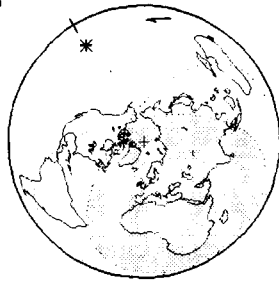
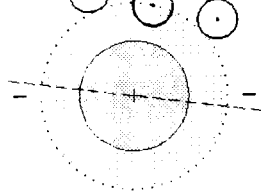
$P = 1.019$  |  $U = -0.108$

PENUMBRAL 8 JUN 2085  
112 | 2:15 UT



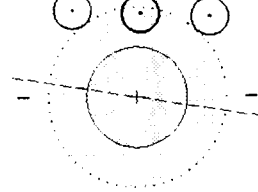
$P = 0.532$  |  $U = -0.462$

PENUMBRAL 7 JUL 2085  
150 | 10:2 UT



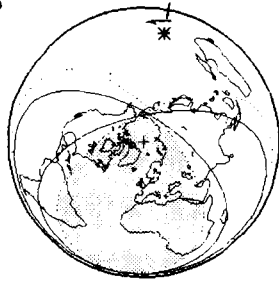
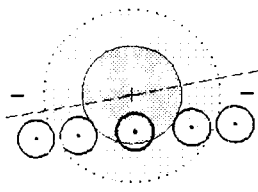
$P = 0.529$  |  $U = -0.442$

PENUMBRAL 1 DEC 2085  
117 | 8:23 UT



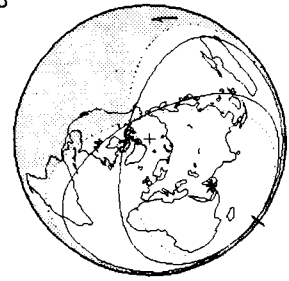
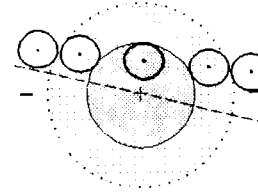
$P = 0.665$  |  $U = -0.390$

PARTIAL 28 MAY 2086  
122 | 12:41 UT



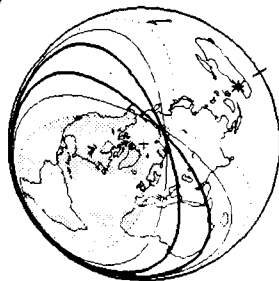
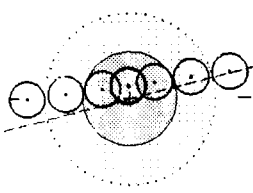
$P = 1.875$  |  $U = 0.824$

PARTIAL 20 NOV 2086  
127 | 20:17 UT



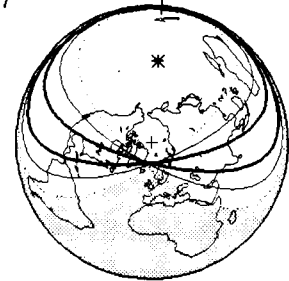
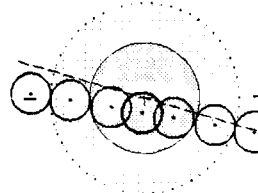
$P = 1.993$  |  $U = 0.992$

TOTAL 17 MAY 2087  
132 | 15:53 UT



$P = 2.553$  |  $U = 1.460$

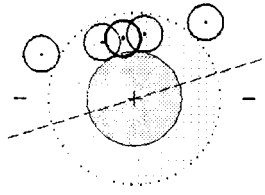
TOTAL 10 NOV 2087  
137 | 12:3 UT



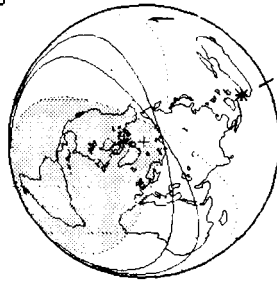
$P = 2.490$  |  $U = 1.506$

PARTIAL 5 MAY 2088

132 | 16:14 UT

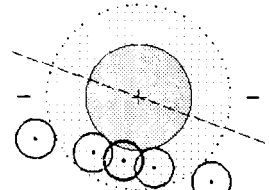


P = 1.195 | U = 0.106

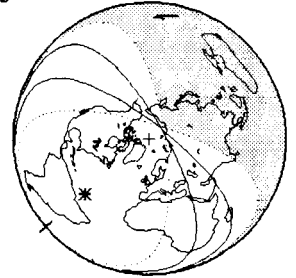


PARTIAL 30 OCT 2088

147 | 3: 0 UT

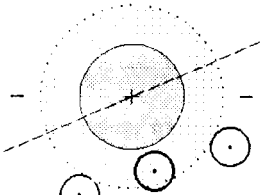


P = 1.201 | U = 0.188



PENUMBRAL 26 MAR 2089

114 | 9:31 UT

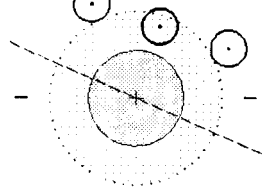


P = 0.859 | U = -0.162

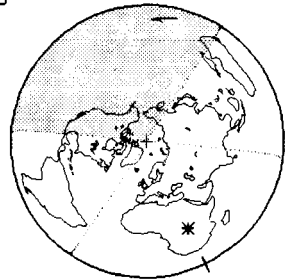


PENUMBRAL 19 SEP 2089

119 | 22: 8 UT

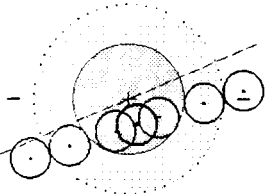


P = 0.816 | U = -0.259

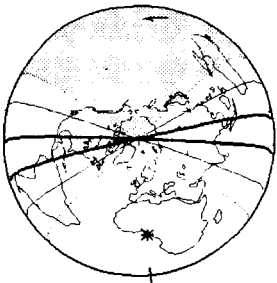


TOTAL 15 MAR 2090

124 | 23:46 UT

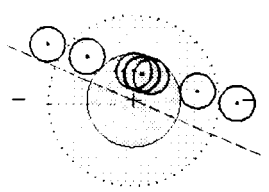


P = 2.191 | U = 1.207

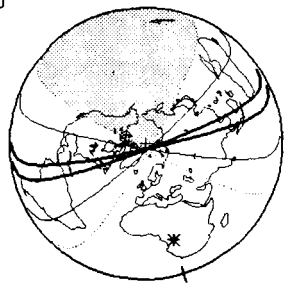


TOTAL 8 SEP 2090

129 | 22:49 UT

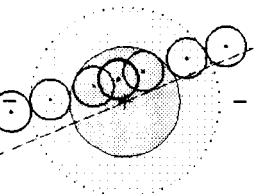


P = 2.143 | U = 1.043

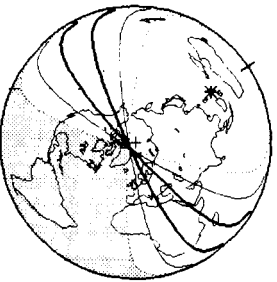


TOTAL 5 MAR 2091

134 | 15:55 UT

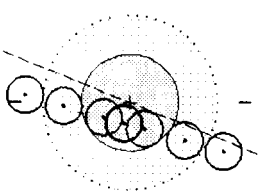


P = 2.278 | U = 1.288

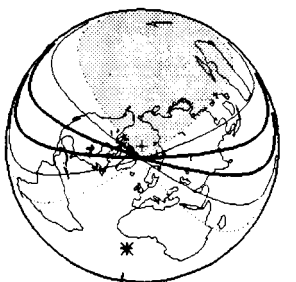


TOTAL 29 AUG 2091

139 | 0:35 UT

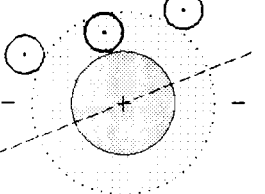


P = 2.306 | U = 1.240



PENUMBRAL 23 FEB 2092

144 | 5:18 UT

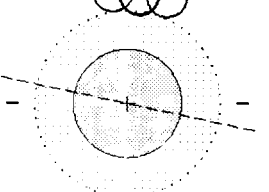


P = 0.963 | U = -0.074



PENUMBRAL 19 JUL 2092

111 | 0:39 UT

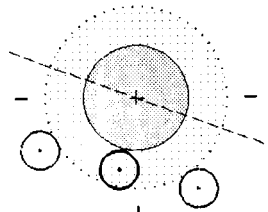


P = 0.087 | U = -0.893

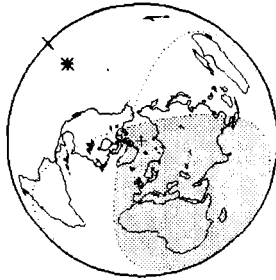


PENUMBRAL 17 AUG 2092

149 | 9:11 UT

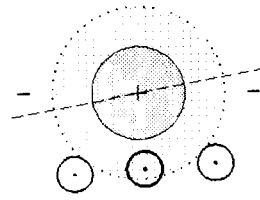


P = 0.938 | U = -0.071



PENUMBRAL 12 JAN 2093

116 | 17:57 UT

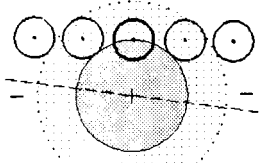


P = 0.782 | U = -0.340

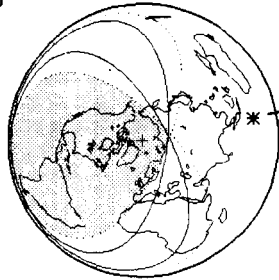


PARTIAL 8 JUL 2093

121 | 17:21 UT

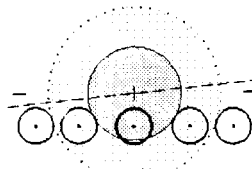


P = 1.452 | U = 0.493

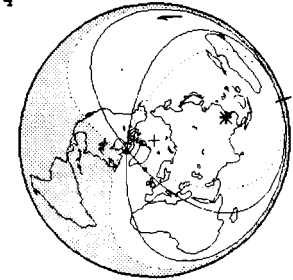


PARTIAL 1 JAN 2094

126 | 16:57 UT

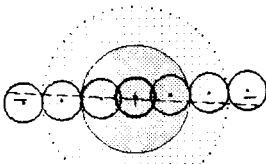


P = 2.012 | U = 0.892

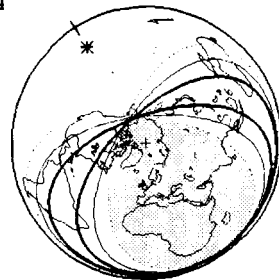


TOTAL 28 JUN 2094

131 | 9:59 UT

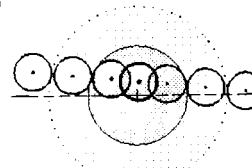


P = 2.812 | U = 1.829

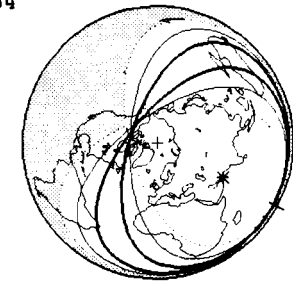


TOTAL 21 DEC 2094

136 | 19:53 UT

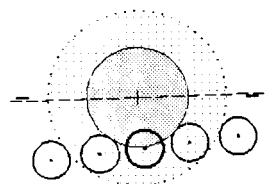


P = 2.539 | U = 1.467

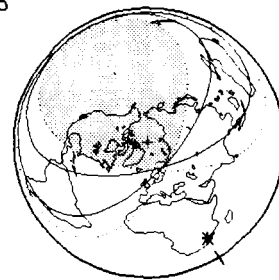


PARTIAL 17 JUN 2095

141 | 21:57 UT

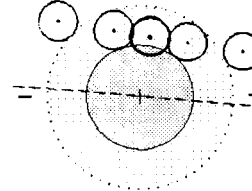


P = 1.487 | U = 0.451

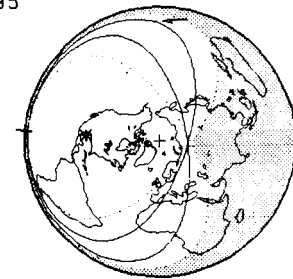


PARTIAL 11 DEC 2095

146 | 6:12 UT

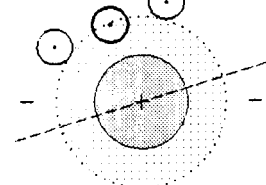


P = 1.276 | U = 0.262

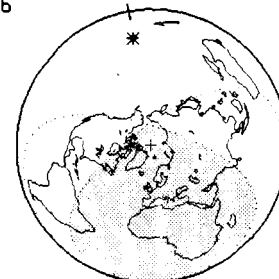


PENUMBRAL 7 MAY 2096

113 | 1:22 UT

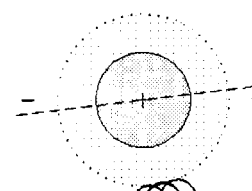


P = 0.557 | U = -0.542

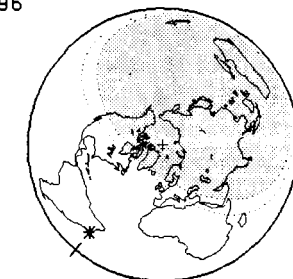


PENUMBRAL 6 JUN 2096

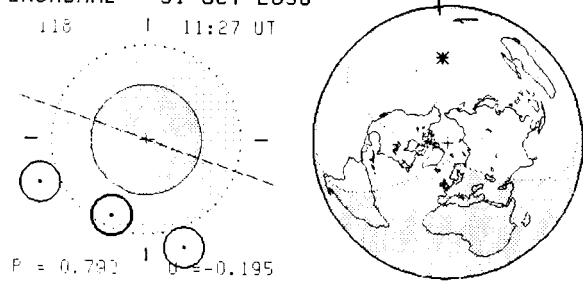
151 | 2:41 UT



P = 0.050 | U = -1.054

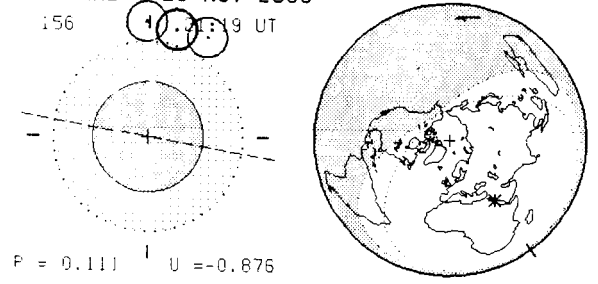


PENUMBRAL 31 OCT 2096  
118 | 11:27 UT



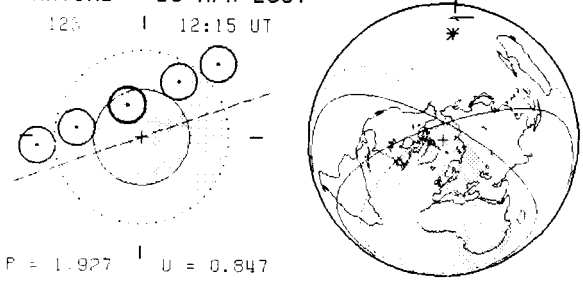
$P = 0.792$  |  $U = -0.195$

PENUMBRAL 29 NOV 2096  
156 | 10:19 UT



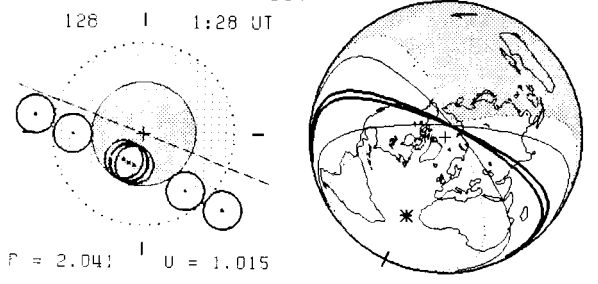
$P = 0.111$  |  $U = -0.876$

PARTIAL 26 APR 2097  
125 | 12:15 UT



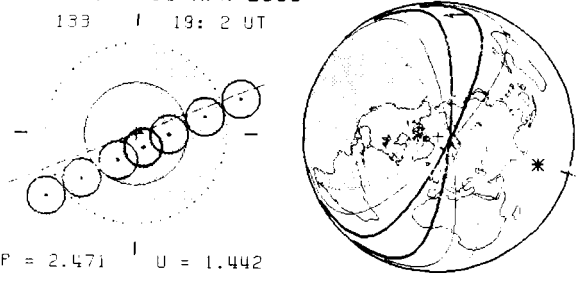
$P = 1.927$  |  $U = 0.847$

TOTAL 21 OCT 2097  
128 | 1:28 UT



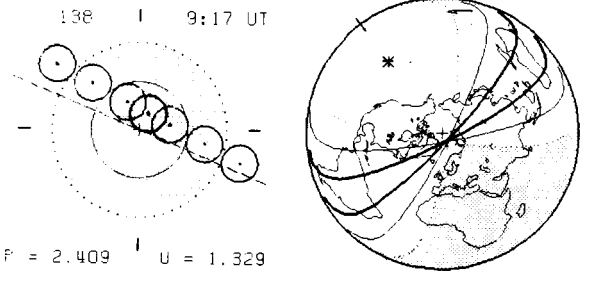
$P = 2.041$  |  $U = 1.015$

TOTAL 15 APR 2098  
133 | 19: 2 UT



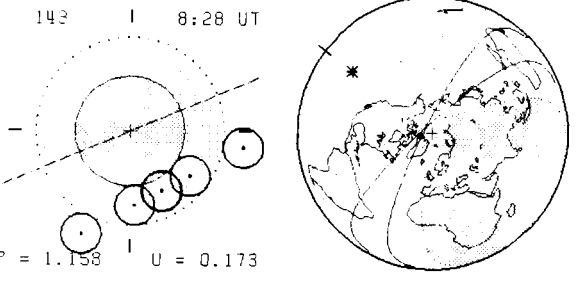
$P = 2.471$  |  $U = 1.442$

TOTAL 10 OCT 2098  
138 | 9:17 UT



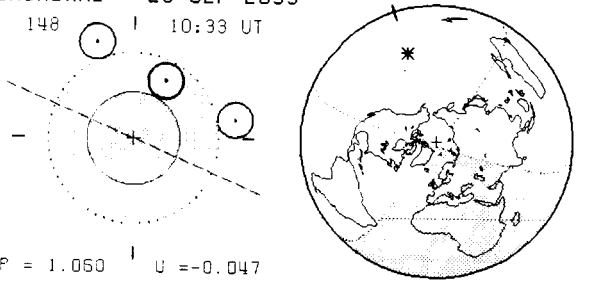
$P = 2.409$  |  $U = 1.329$

PARTIAL 5 APR 2099  
142 | 8:28 UT



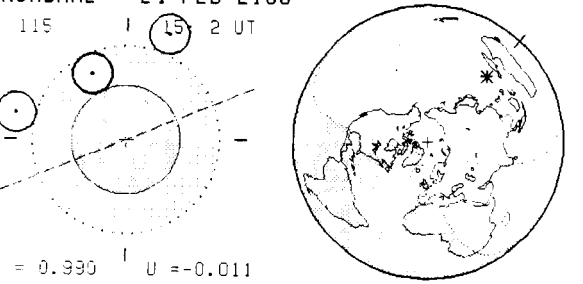
$P = 1.158$  |  $U = 0.173$

PENUMBRAL 29 SEP 2099  
148 | 10:33 UT



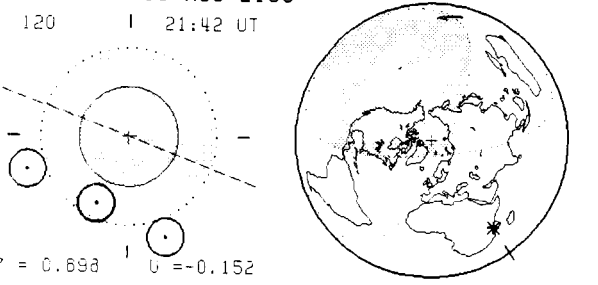
$P = 1.050$  |  $U = -0.047$

PENUMBRAL 24 FEB 2100  
115 | 15: 2 UT



$P = 0.930$  |  $U = -0.011$

PENUMBRAL 19 AUG 2100  
120 | 21:42 UT



$P = 0.698$  |  $U = -0.152$

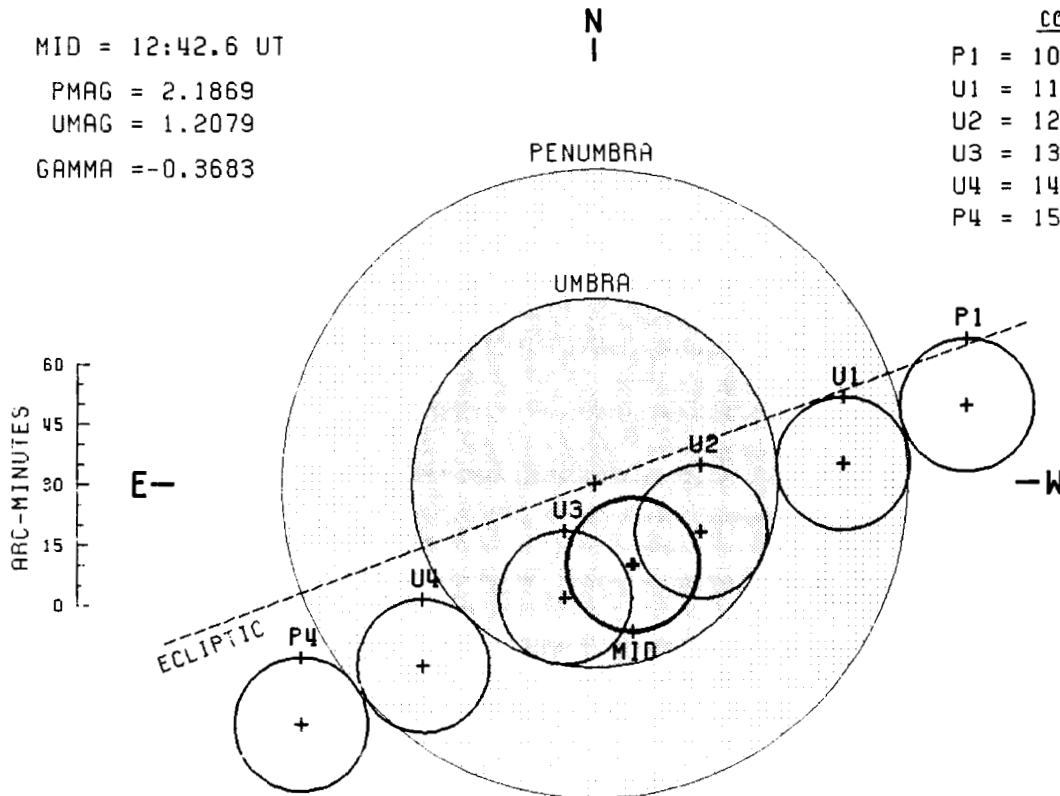
FIFTY YEAR CANON OF LUNAR ECLIPSES: 1986 - 2035

SECTION 3 - ECLIPSE PATHS AND WORLD MAPS: 1986 - 2035

# TOTAL LUNAR ECLIPSE - 24 APR 1986

MID = 12:42.6 UT  
 PMAG = 2.1869  
 UMAG = 1.2079  
 GAMMA = -0.3683

CONTACTS  
 P1 = 10: 4.6 UT  
 U1 = 11: 2.7 UT  
 U2 = 12:10.1 UT  
 U3 = 13:14.7 UT  
 U4 = 14:22.3 UT  
 P4 = 15:20.4 UT



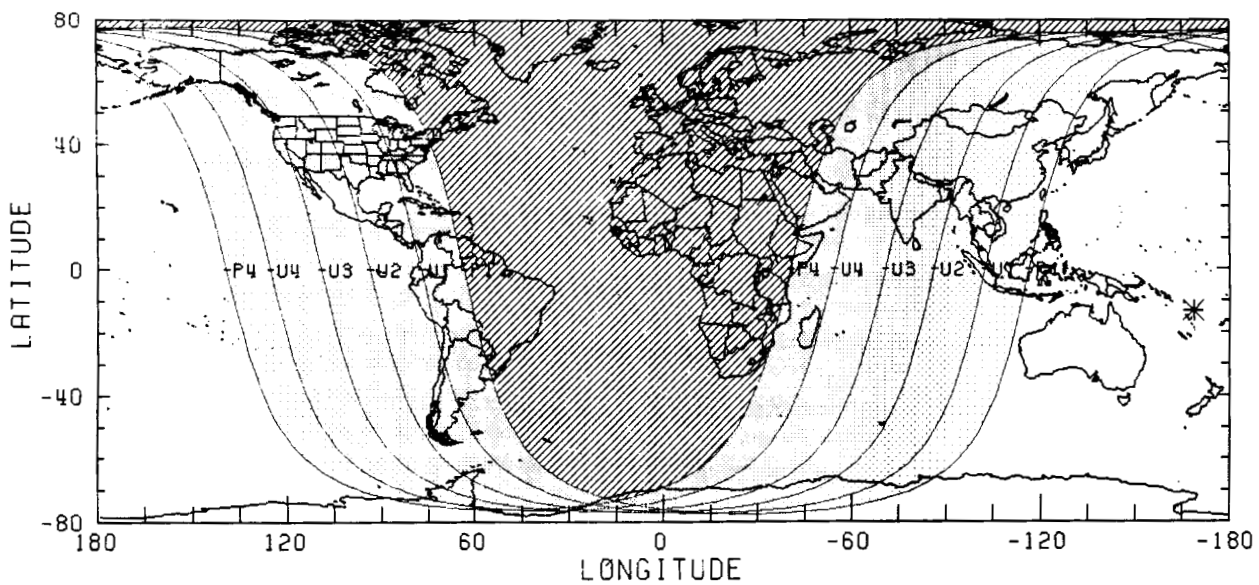
AXIS = -0.°3731  
 F1 = 1.°3047  
 F2 = 0.°7640

MOON  
 RA = 14<sup>h</sup> 6<sup>m</sup> 30.5<sup>s</sup>  
 DEC = -13° 12' 19.0"  
 SD = 16' 34.0"  
 HP = 1° 0' 48.0"

SAROS 131 (32/72)

JD = 2446545.030

$\Delta T = 55.1$  S

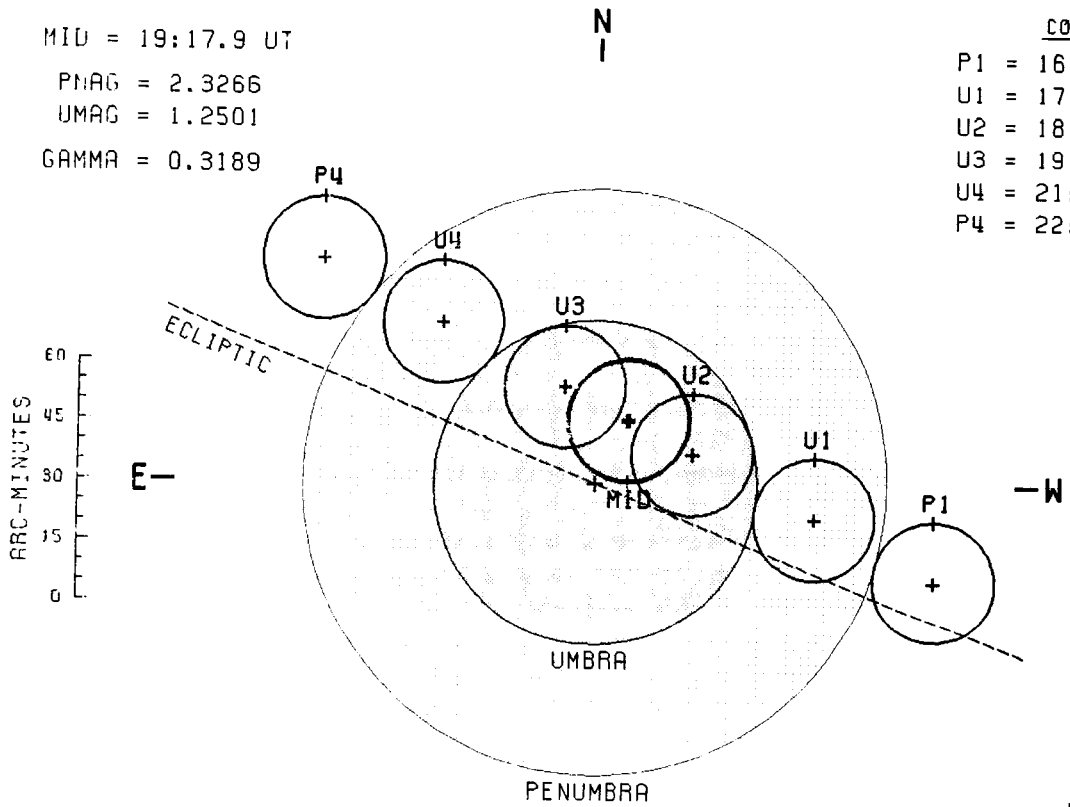


# TOTAL LUNAR ECLIPSE - 17 OCT 1986

MID = 19:17.9 UT  
 PNAG = 2.3266  
 UMAG = 1.2501  
 GAMMA = 0.3189

CONTACTS

P1 = 16:19.5 UT  
 U1 = 17:29.0 UT  
 U2 = 18:40.4 UT  
 U3 = 19:55.0 UT  
 U4 = 21: 6.6 UT  
 P4 = 22:16.3 UT



AXIS = 0°29'67  
 F1 = 1°22'27  
 F2 = 0°6'770

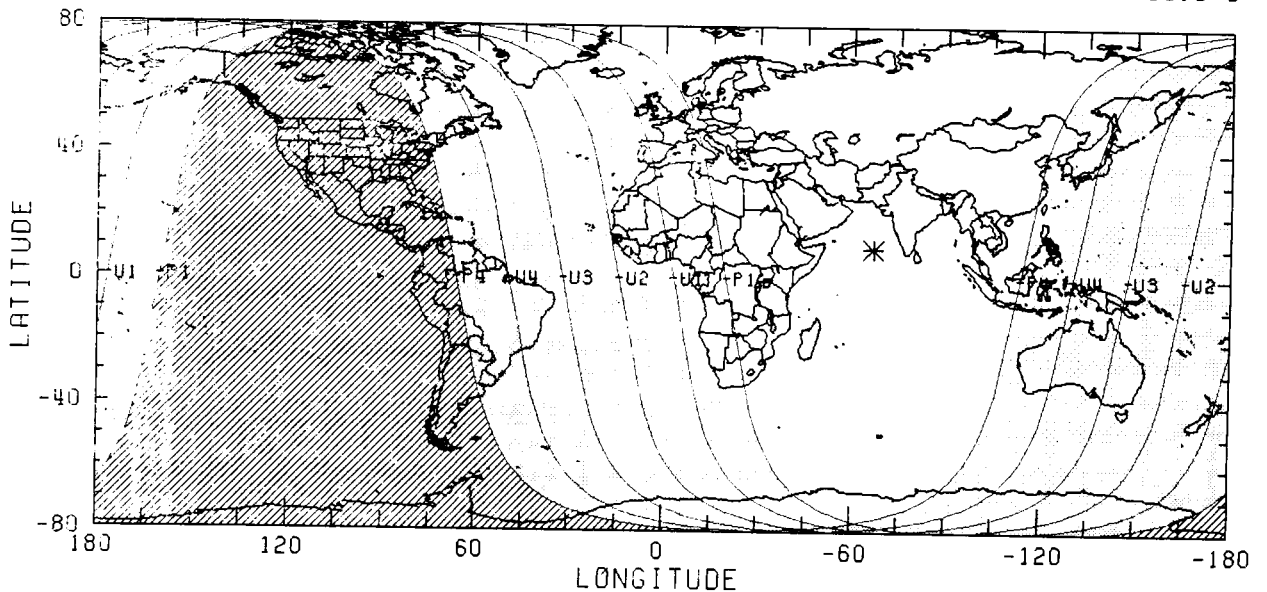
MOON

RA = 1<sup>h</sup> 28<sup>m</sup> 46.<sup>s</sup>9  
 DEC = 9° 37' 14."7  
 SD = 15' 12."6  
 HP = 0° 55' 49."1

SAROS 136 (18/72)

JD = 2446721.305

$\Delta T$  = 55.3 S

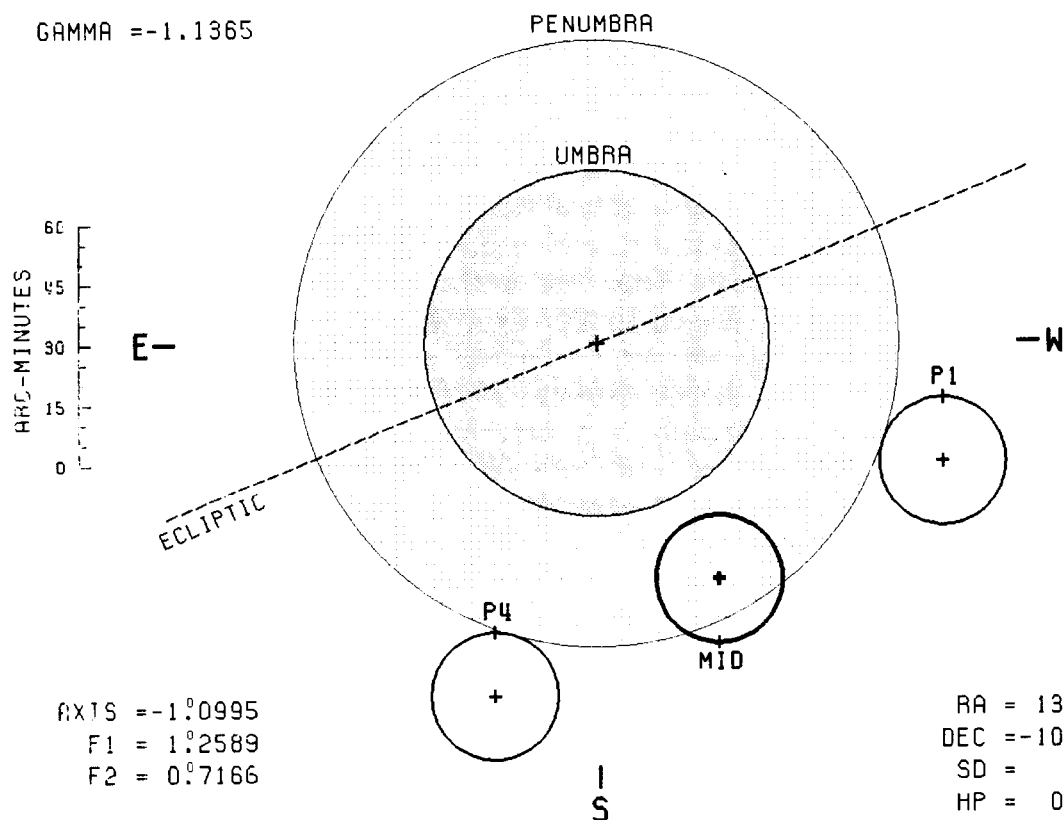


# PENUMBRAL LUNAR ECLIPSE - 14 APR 1987

MID = 2:18.9 UT  
 FMAG = 0.8023  
 UMAG = -0.2261  
 GAMMA = -1.1365

### CONTACTS

P1 = 0:19.4 UT  
 P4 = 4:18.0 UT



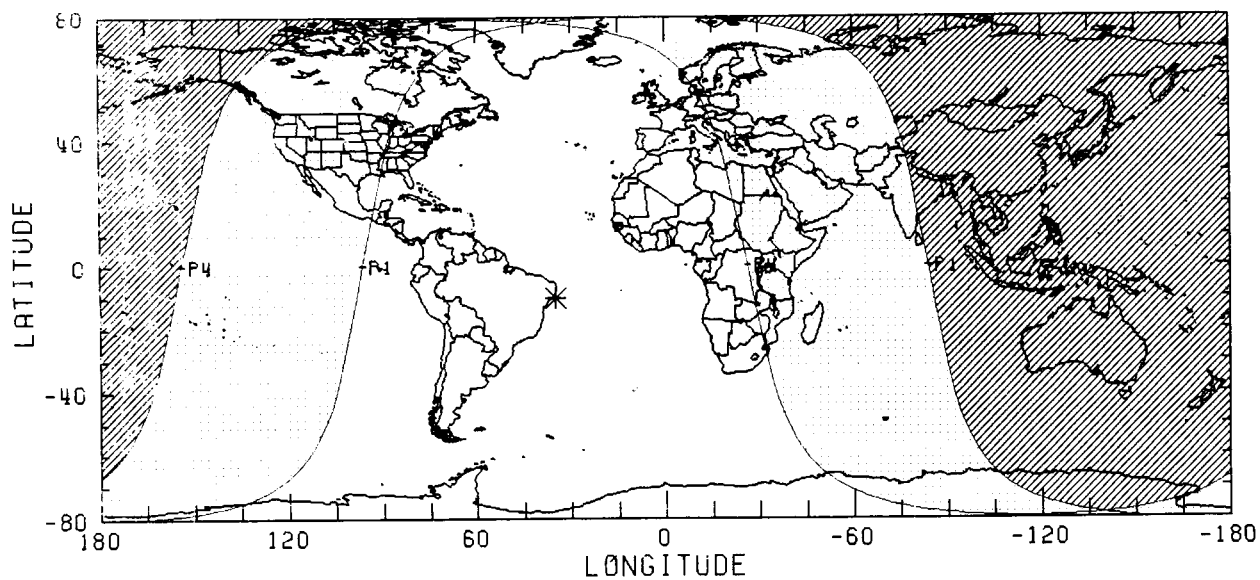
AXTS = -1° 09' 95"  
 F1 = 1° 25' 89"  
 F2 = 0° 71' 66"

MOON  
 RA = 13<sup>h</sup> 25<sup>m</sup> 23.<sup>s</sup>5  
 DEC = -10° 08' 55."  
 SD = 15' 49."  
 HP = 0° 58' 33"

SAROS 141 (22/73)

JD = 2446899.597

$\Delta T = 55.6$  S



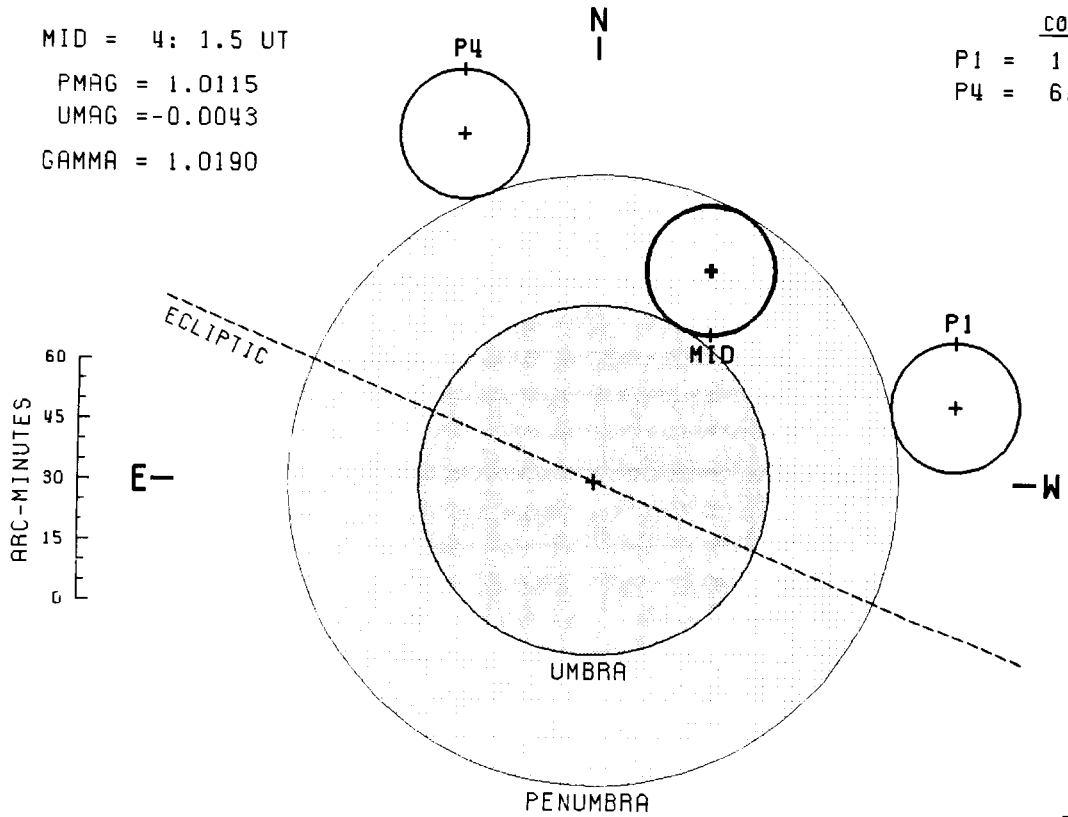


# PENUMBRAL LUNAR ECLIPSE - 7 OCT 1987

MID = 4: 1.5 UT  
 PMAG = 1.0115  
 UMAG = -0.0043  
 GAMMA = 1.0190

CONTACTS

P1 = 1:52.5 UT  
 P4 = 6:10.0 UT



AXIS = 1°00'14  
 F1 = 1°27'53  
 F2 = 0°07'313

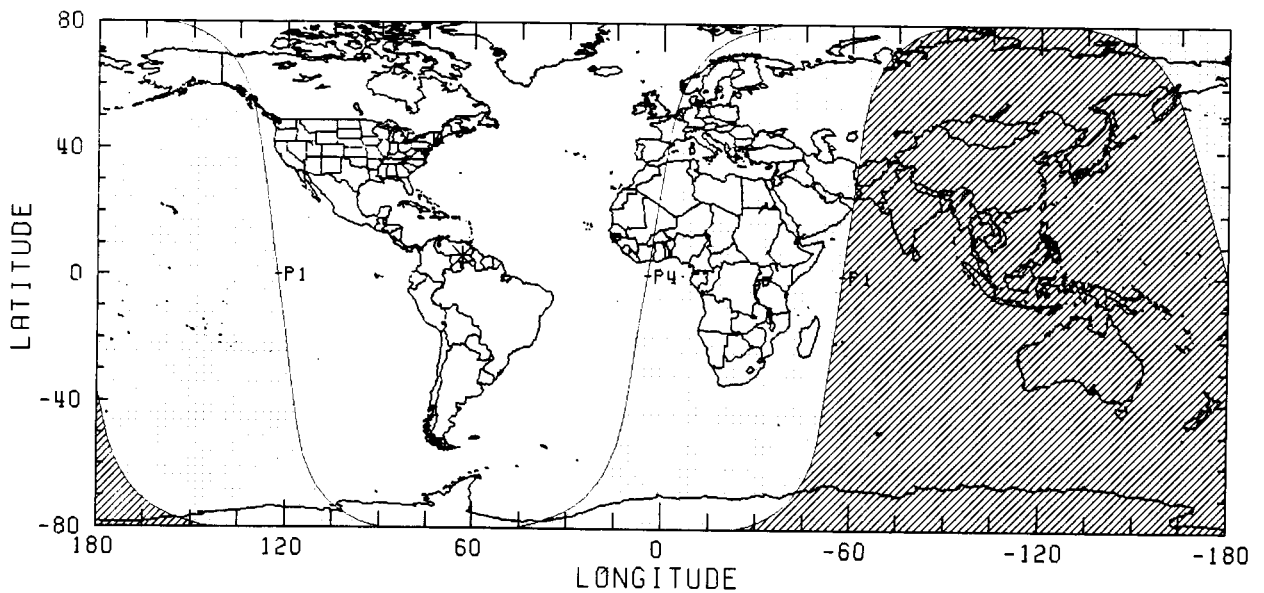
MOON

RA = 0<sup>h</sup> 47<sup>m</sup> 14.<sup>s</sup>3  
 DEC = 6° 9' 13."<sup>7</sup>  
 SD = 16' 4."<sup>1</sup>  
 HP = 0° 58' 58."<sup>1</sup>

SAROS 146 ( 9/72)

JD = 2447075.668

$\Delta T = 55.9$  S

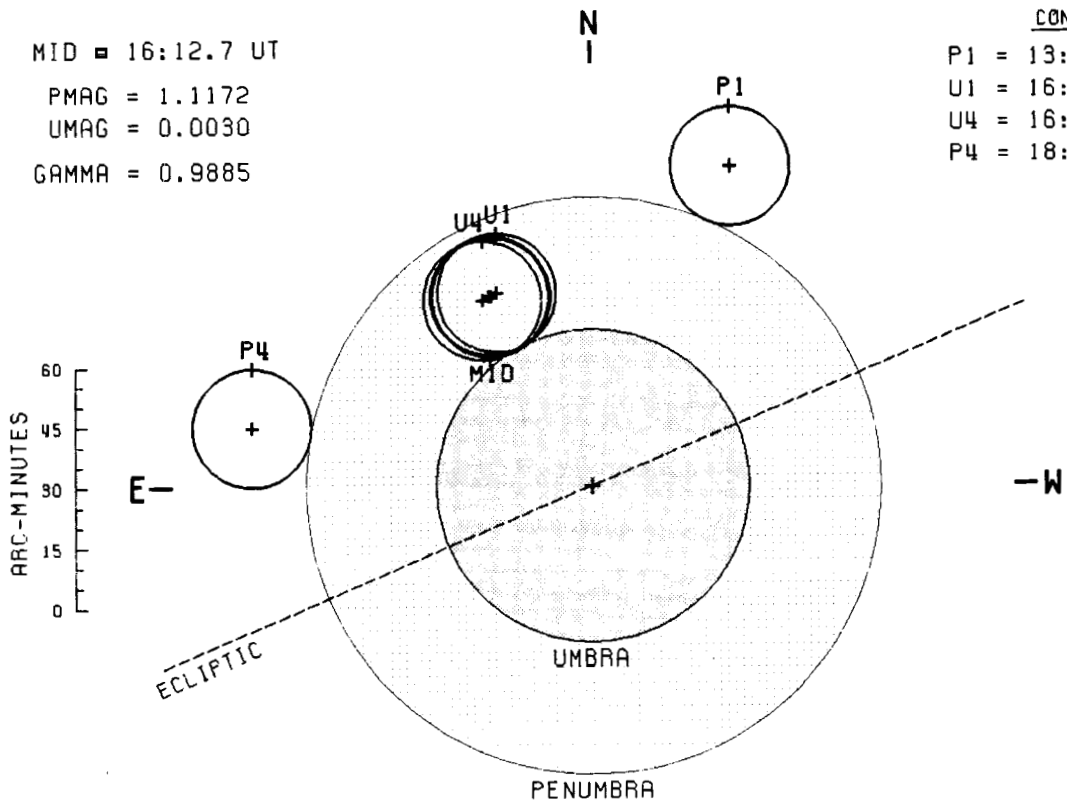


# PARTIAL LUNAR ECLIPSE - 3 MAR 1988

MID = 16:12.7 UT  
 PMAG = 1.1172  
 UMAG = 0.0030  
 GAMMA = 0.9885

CONTACTS

P1 = 13:43.8 UT  
 U1 = 16: 8.7 UT  
 U4 = 16:17.5 UT  
 P4 = 18:42.1 UT



AXIS = 0°8927  
 F1 = 1°1965  
 F2 = 0°6480

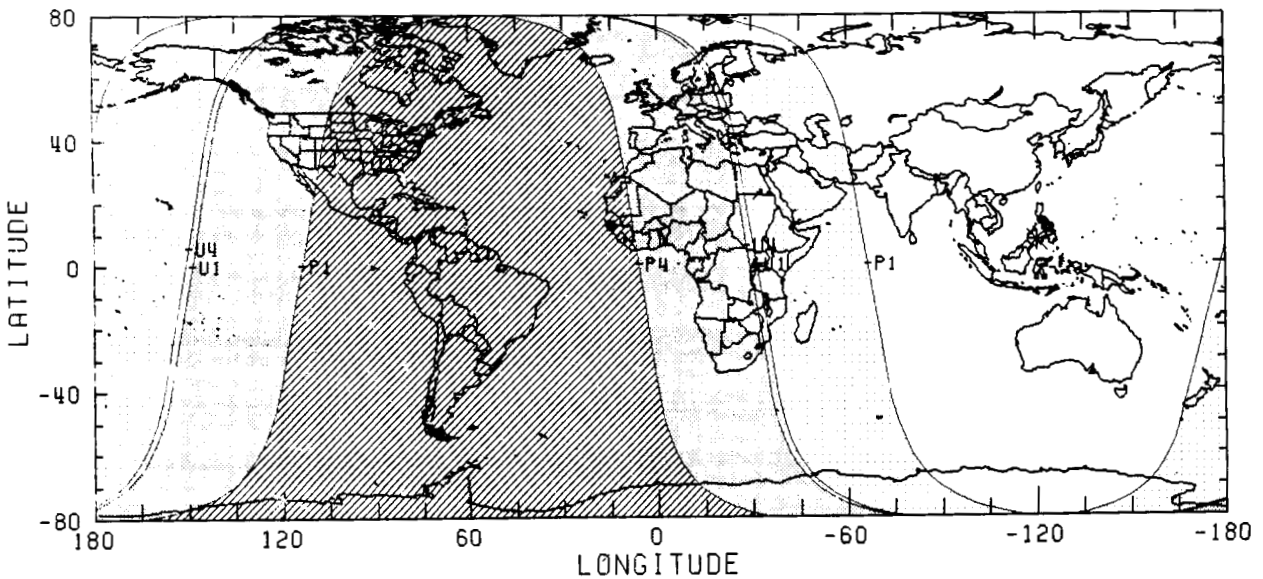
MOON

RA = 11<sup>h</sup> 0<sup>m</sup> 10.<sup>s</sup>3  
 DEC = 7° 20' 53."<sup>3</sup>  
 SD = 14' 46."<sup>0</sup>  
 HP = 0° 54' 11."<sup>5</sup>

SAROS 113 (62/71)

JD = 2447224.176

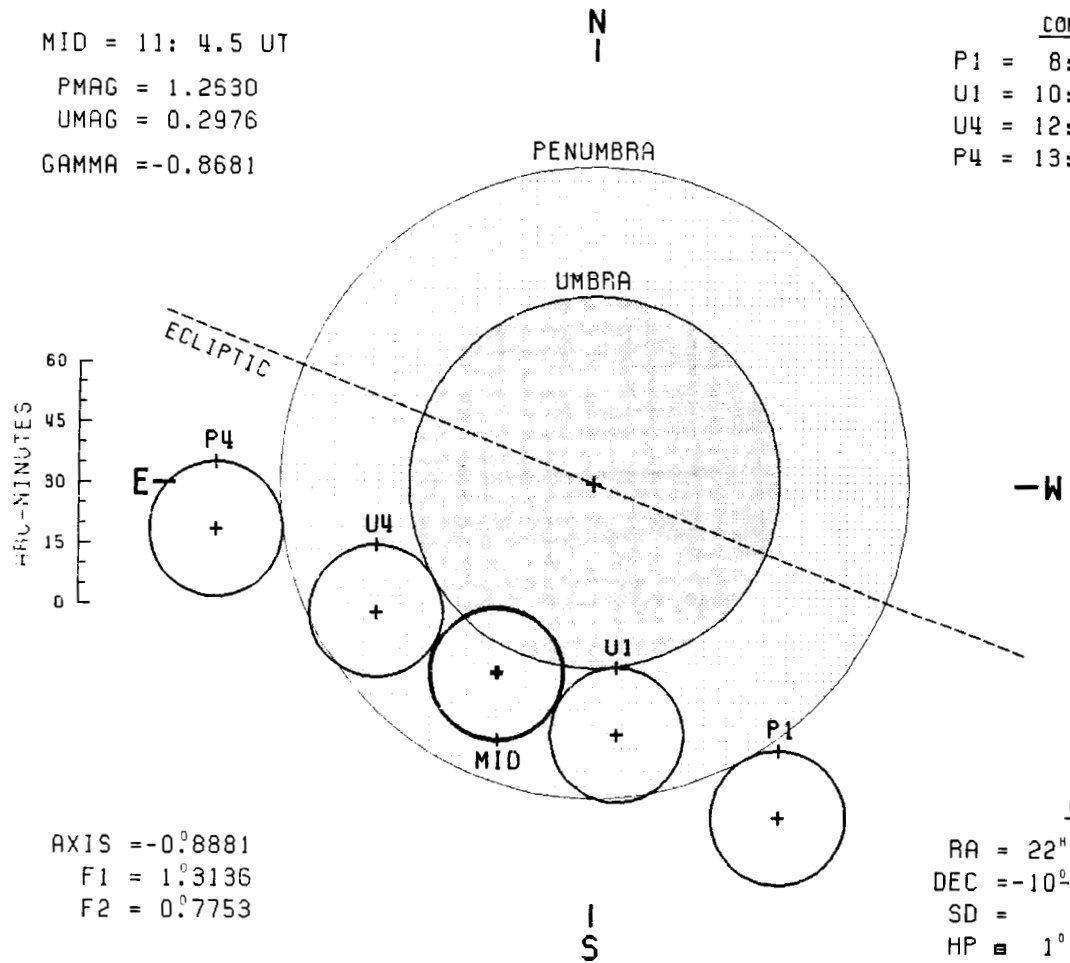
ΔT = 56.1 S



# PARTIAL LUNAR ECLIPSE - 27 AUG 1988

MID = 11: 4.5 UT  
 PMAG = 1.2530  
 UMAG = 0.2976  
 GAMMA = -0.8681

CONTACTS  
 P1 = 8:51.6 UT  
 U1 = 10: 7.7 UT  
 U4 = 12: 1.8 UT  
 P4 = 13:17.7 UT



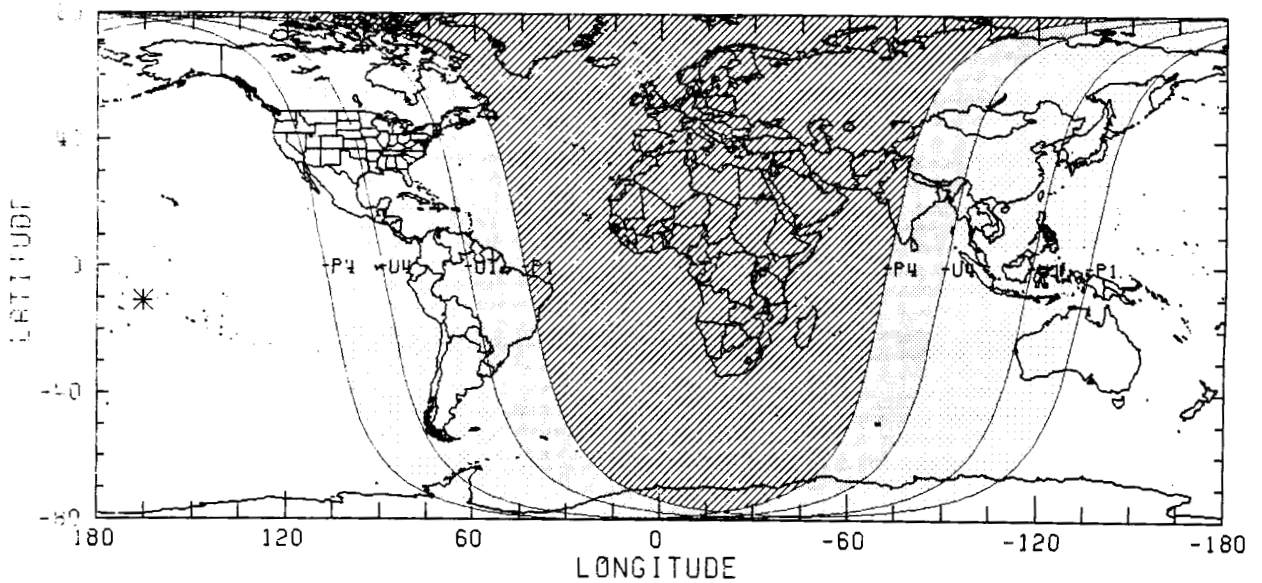
AXIS = -0.8881  
 F1 = 1.3136  
 F2 = 0.7753

MOON  
 RA = 22<sup>h</sup> 26<sup>m</sup> 40.<sup>s</sup>3  
 DEC = -10° 41' 41."  
 SD = 16' 43."  
 HP = 1° 1' 23."

SAROS 118 (51/75)

JD = 2447400.962

$\Delta T = 56.4$  S

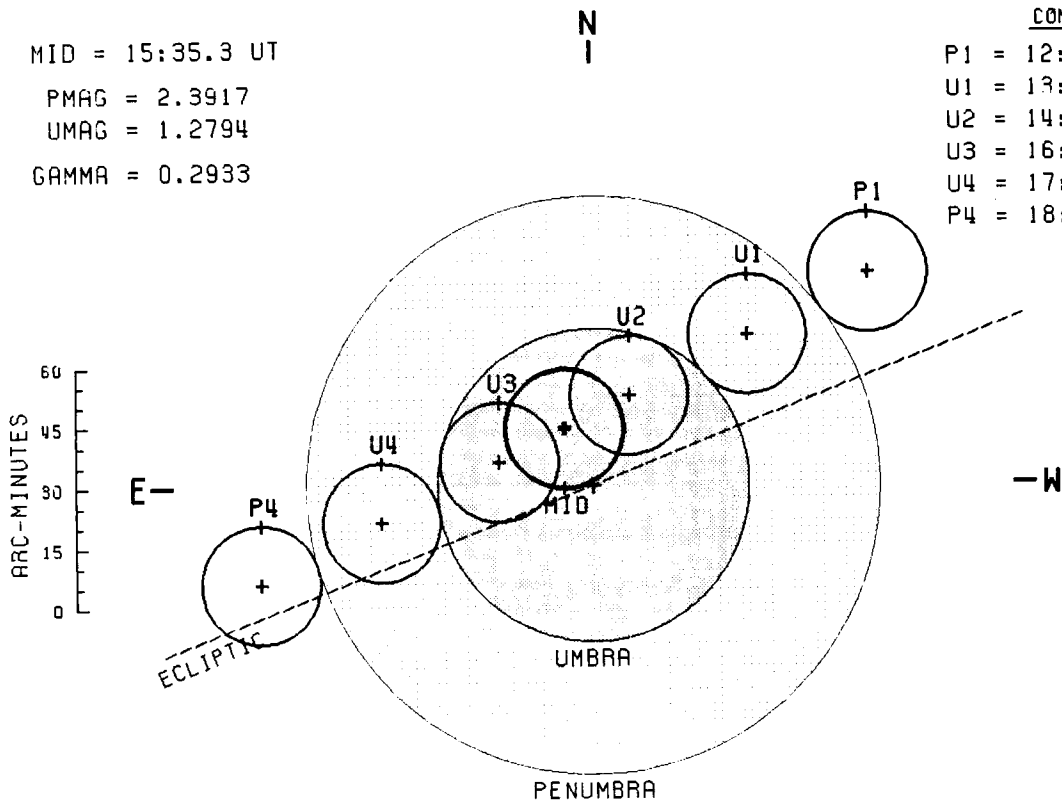


# TOTAL LUNAR ECLIPSE - 20 FEB 1989

MID = 15:35.3 UT  
 PMAG = 2.3917  
 UMAG = 1.2794  
 GAMMA = 0.2933

CONTACTS

P1 = 12:29.7 UT  
 U1 = 13:43.4 UT  
 U2 = 14:55.8 UT  
 U3 = 16:15.2 UT  
 U4 = 17:27.4 UT  
 P4 = 18:41.1 UT



AXIS = 0°2661  
 F1 = 1°2013  
 F2 = 0°6514

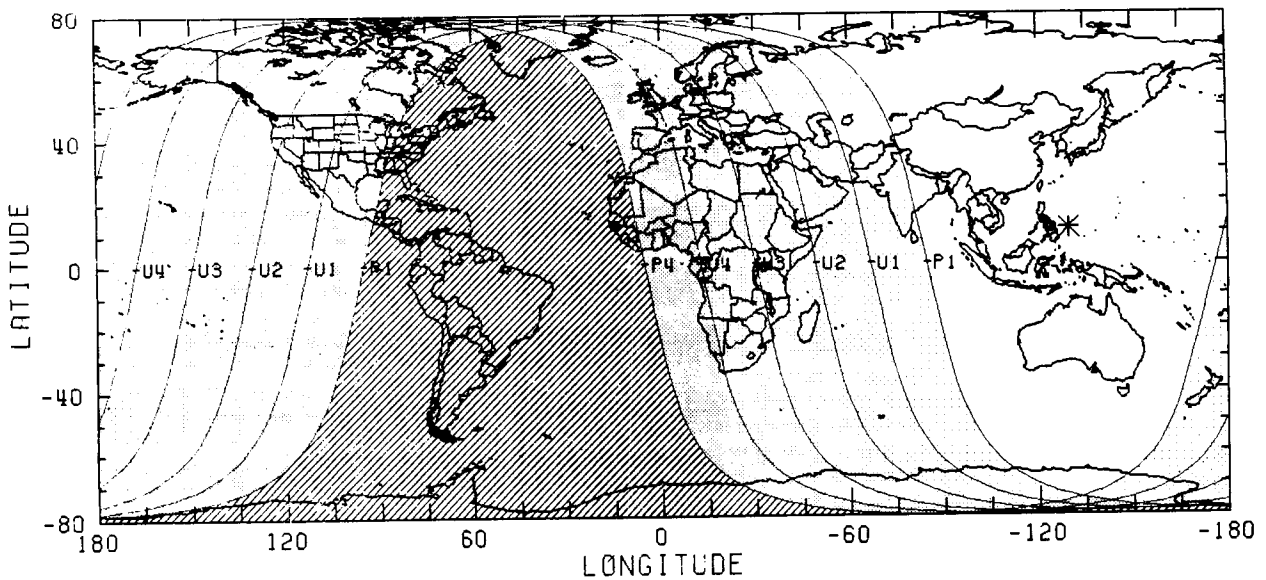
MOON

RA = 10<sup>h</sup> 16<sup>m</sup> 24.<sup>s</sup>5  
 DEC = 11° 0' 28."<sup>6</sup>  
 SD = 14' 49."<sup>9</sup>  
 HP = 0° 54' 25."<sup>9</sup>

SAROS 123 (51/73)

JD = 2447578.150

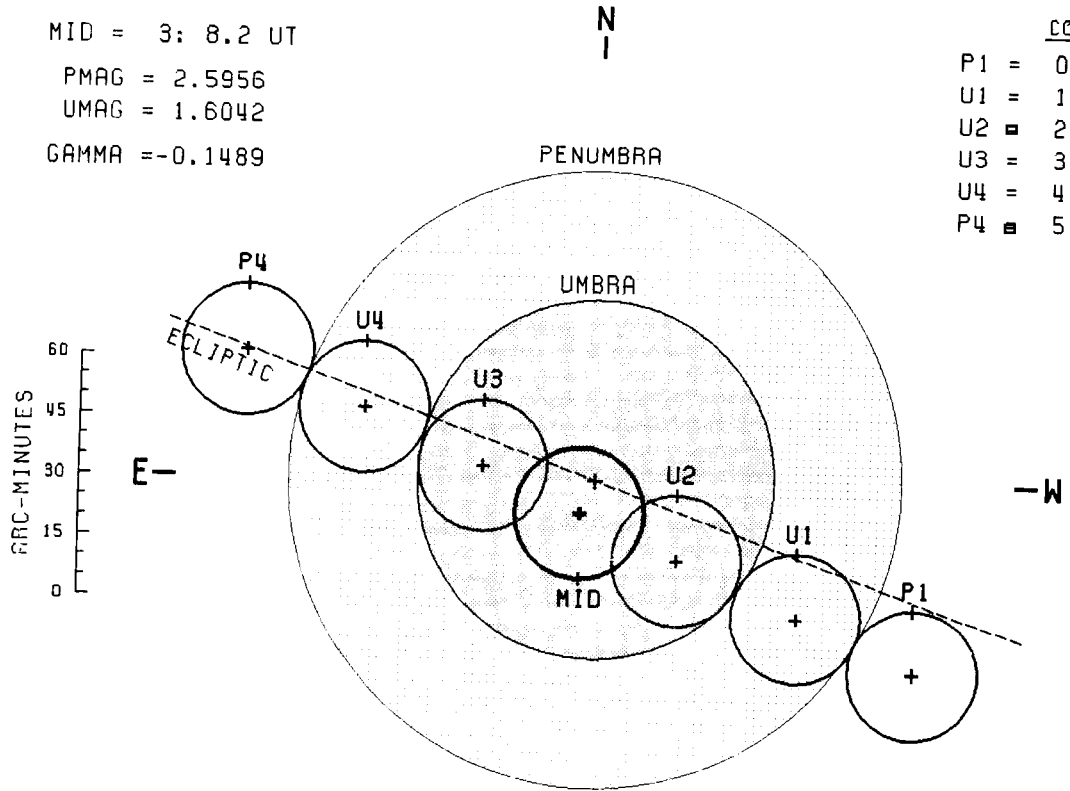
$\Delta T = 56.7$  S



# TOTAL LUNAR ECLIPSE - 17 AUG 1989

MID = 3: 8.2 UT  
 PMAG = 2.5956  
 UMAG = 1.6042  
 GAMMA = -0.1489

CONTACTS  
 P1 = 0:22.8 UT  
 U1 = 1:20.6 UT  
 U2 = 2:19.9 UT  
 U3 = 3:56.6 UT  
 U4 = 4:55.8 UT  
 P4 = 5:53.5 UT



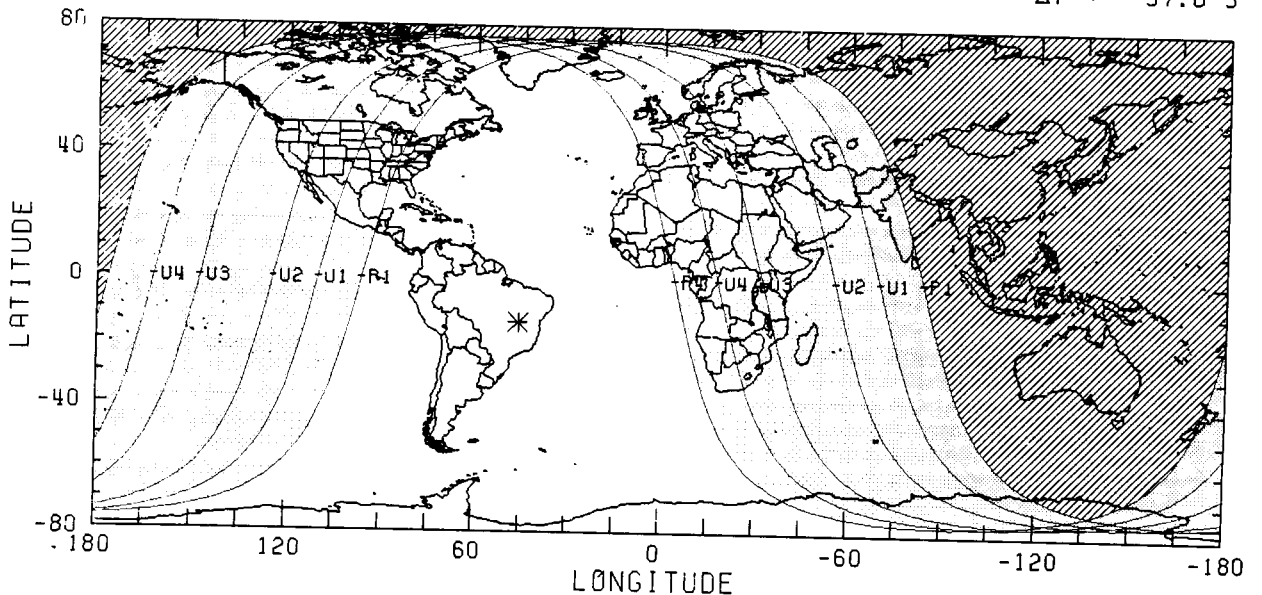
AXIS =  $-0^{\circ}1481$   
 F1 =  $1^{\circ}2835$   
 F2 =  $0^{\circ}7463$

MOON  
 RA =  $21^{\text{h}} 46^{\text{m}} 17.^{\text{s}}4$   
 DEC =  $-13^{\circ} 35' 27.''5$   
 SD =  $16' 15.''3$   
 HP =  $0^{\circ} 59' 39.''3$

SAROS 128 (39/71)

JD = 2447755.631

$\Delta T = 57.0 \text{ S}$

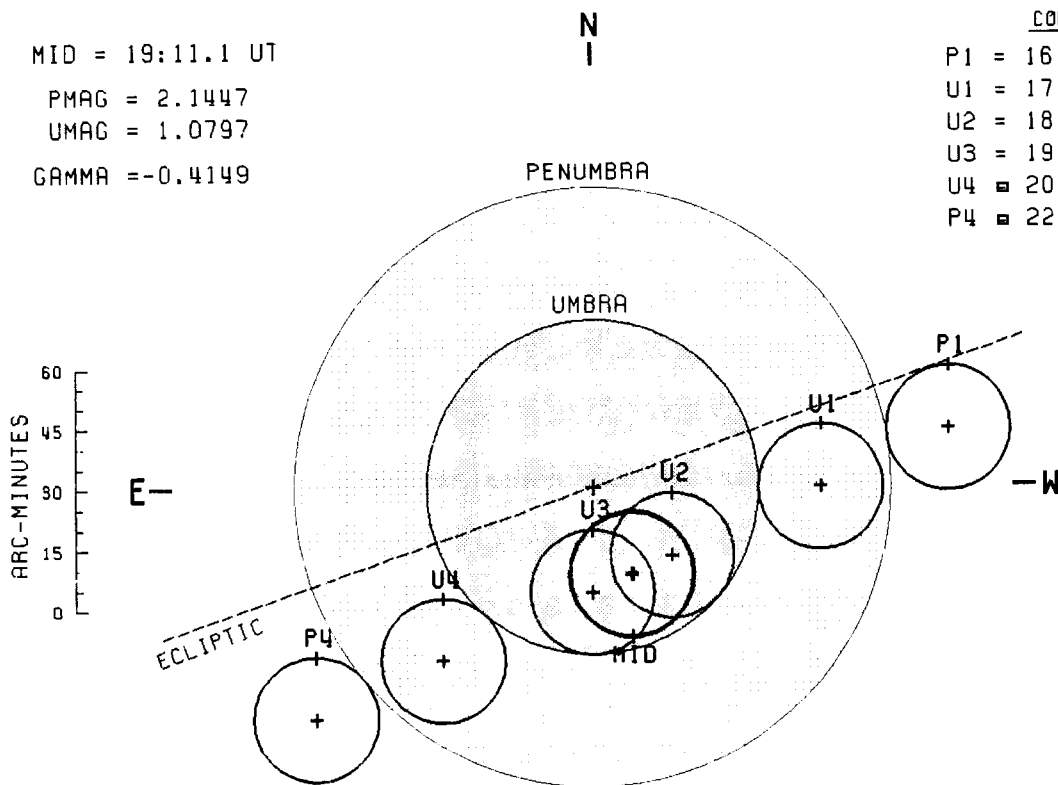


# TOTAL LUNAR ECLIPSE - 9 FEB 1990

MID = 19:11.1 UT  
 PMAG = 2.1447  
 UMAG = 1.0797  
 GAMMA = -0.4149

CONTACTS

P1 = 16:19.4 UT  
 U1 = 17:28.3 UT  
 U2 = 18:49.1 UT  
 U3 = 19:32.5 UT  
 U4 = 20:53.5 UT  
 P4 = 22: 2.6 UT



AXIS = -0.°3940  
 F1 = 1.°2450  
 F2 = 0.°6939

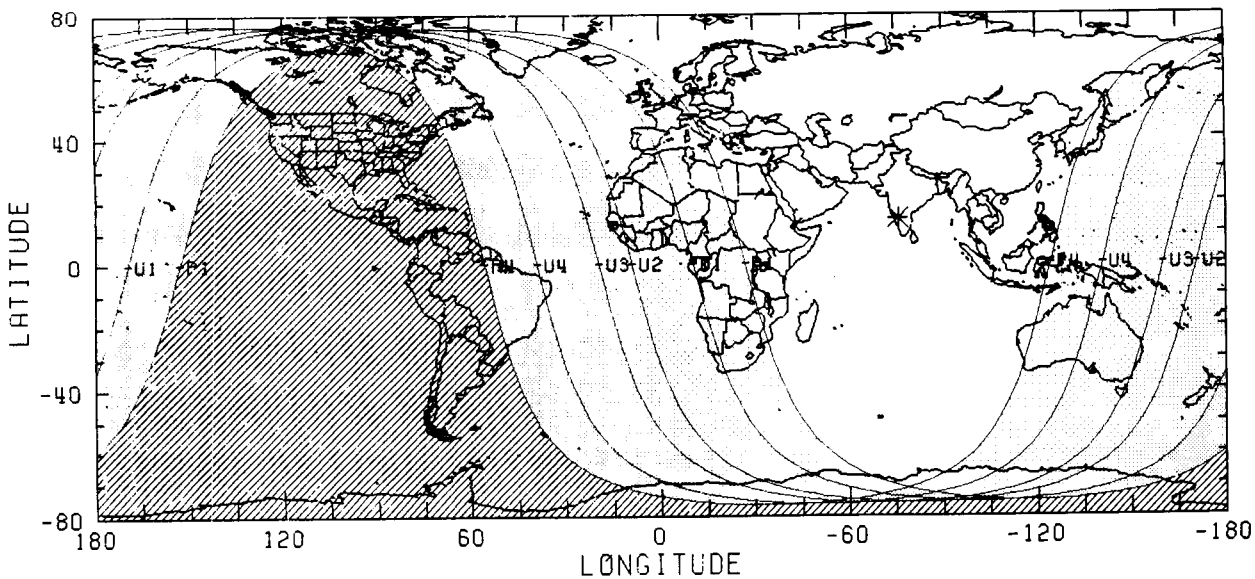
MOON

RA = 9<sup>h</sup> 32<sup>m</sup> 1.7<sup>s</sup>  
 DEC = 14° 12' 35.8"  
 SD = 15' 31.5"  
 HP = 0° 56' 58.5"

SAROS 133 (25/71)

JD = 2447932.300

$\Delta T = 57.3$  S

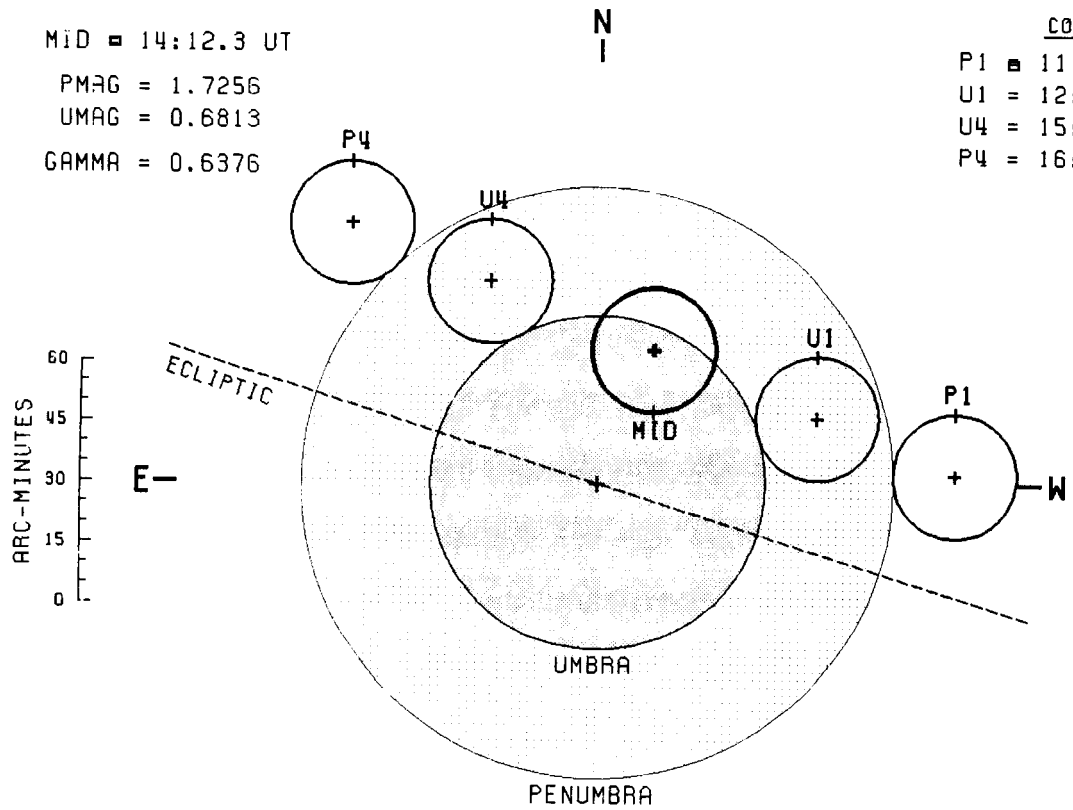


# PARTIAL LUNAR ECLIPSE - 6 AUG 1990

MID = 14:12.3 UT  
 PMAG = 1.7256  
 UMAG = 0.6813  
 GAMMA = 0.6376

### CONTACTS

P1 = 11:29.3 UT  
 U1 = 12:44.0 UT  
 U4 = 15:40.4 UT  
 P4 = 16:55.0 UT



AXIS = 0°6006  
 F1 = 1°2299  
 F2 = 0°6937

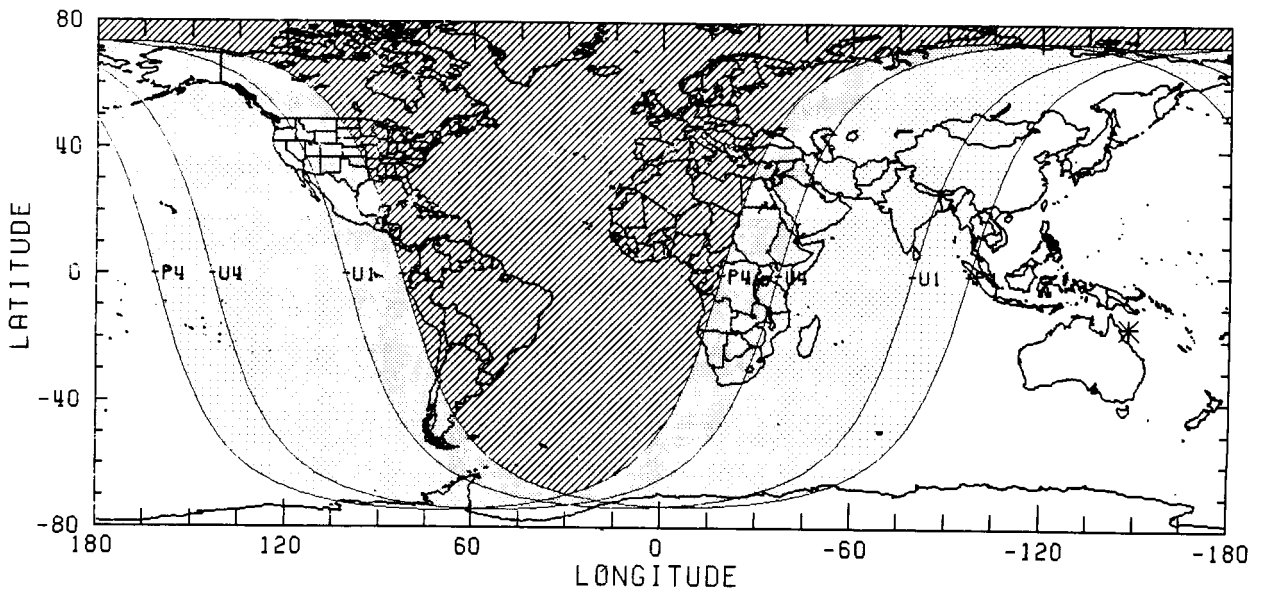
### MOON

RA = 21<sup>h</sup> 4<sup>m</sup> 21.<sup>s</sup>4  
 DEC = -16° -6' 48."4  
 SD = 15' 24."1  
 HP = 0° 56' 31."6

SAROS 138 (28/83)

JD = 2448110.093

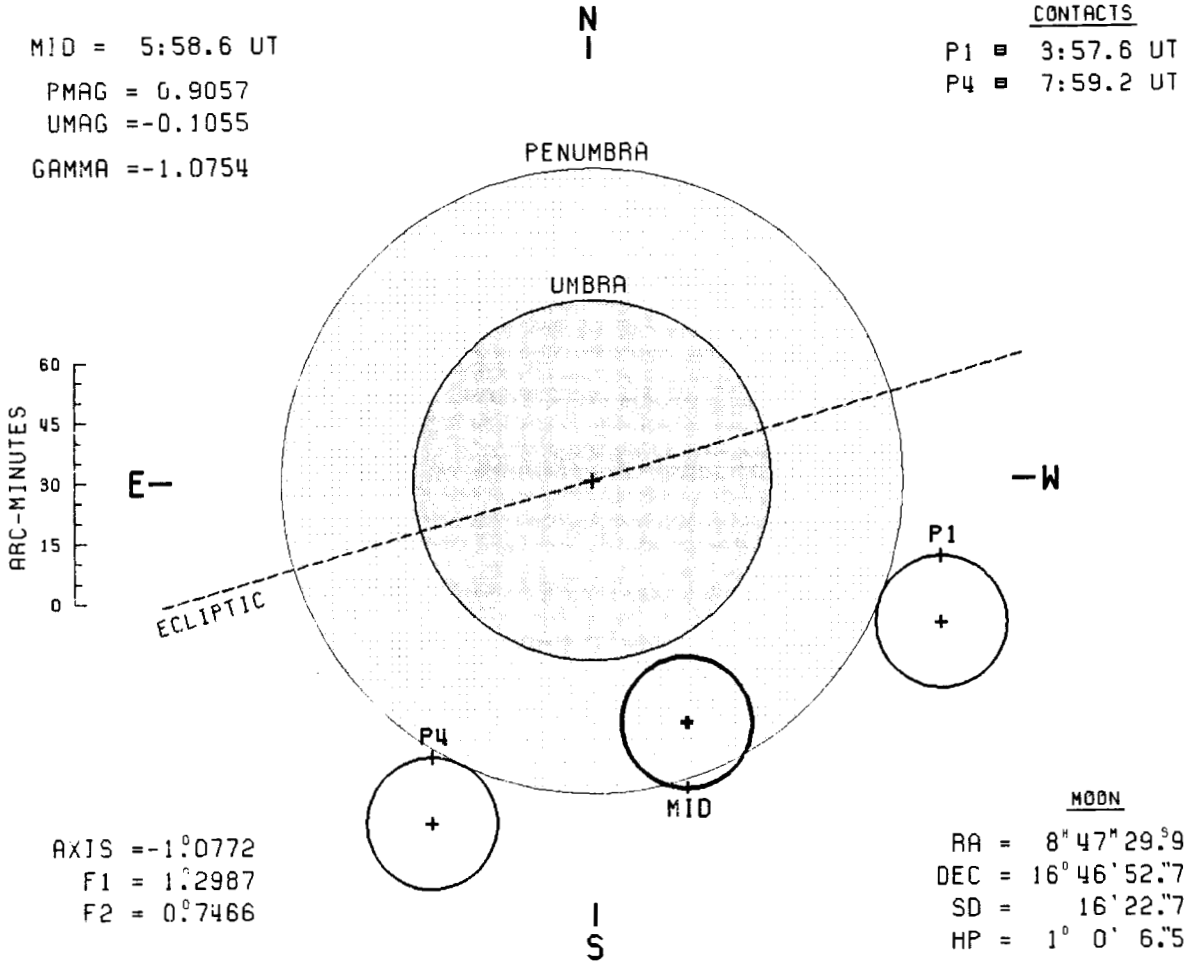
$\Delta T$  = 57.6 S



# PENUMBRAL LUNAR ECLIPSE - 30 JAN 1991

MID = 5:58.6 UT  
 PMAG = 0.9057  
 UMAG = -0.1055  
 GAMMA = -1.0754

CONTACTS  
 P1 = 3:57.6 UT  
 P4 = 7:59.2 UT



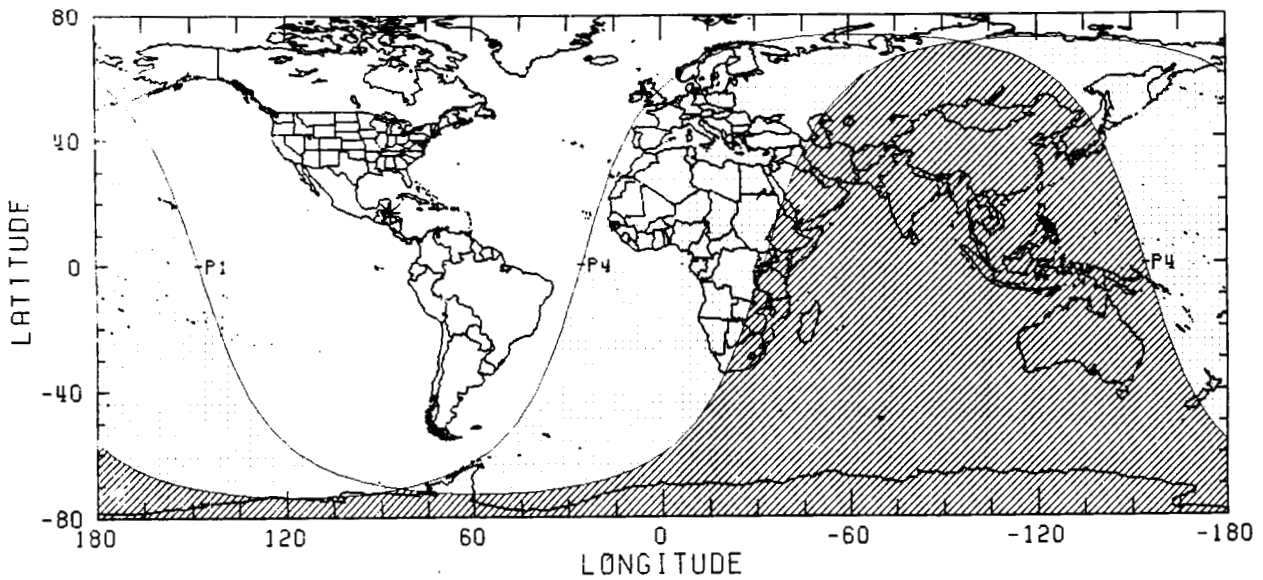
AXIS =  $-1^{\circ}07'22''$   
 F1 =  $1^{\circ}29'87''$   
 F2 =  $0^{\circ}7'466''$

MOON  
 RA =  $8^{\text{h}} 47^{\text{m}} 29.9^{\text{s}}$   
 DEC =  $16^{\circ} 46' 52.7''$   
 SD =  $16' 22.7''$   
 HP =  $1^{\circ} 0' 6.5''$

SAROS 143 (17/73)

JD = 2448286.750

$\Delta T = 58.0 \text{ S}$

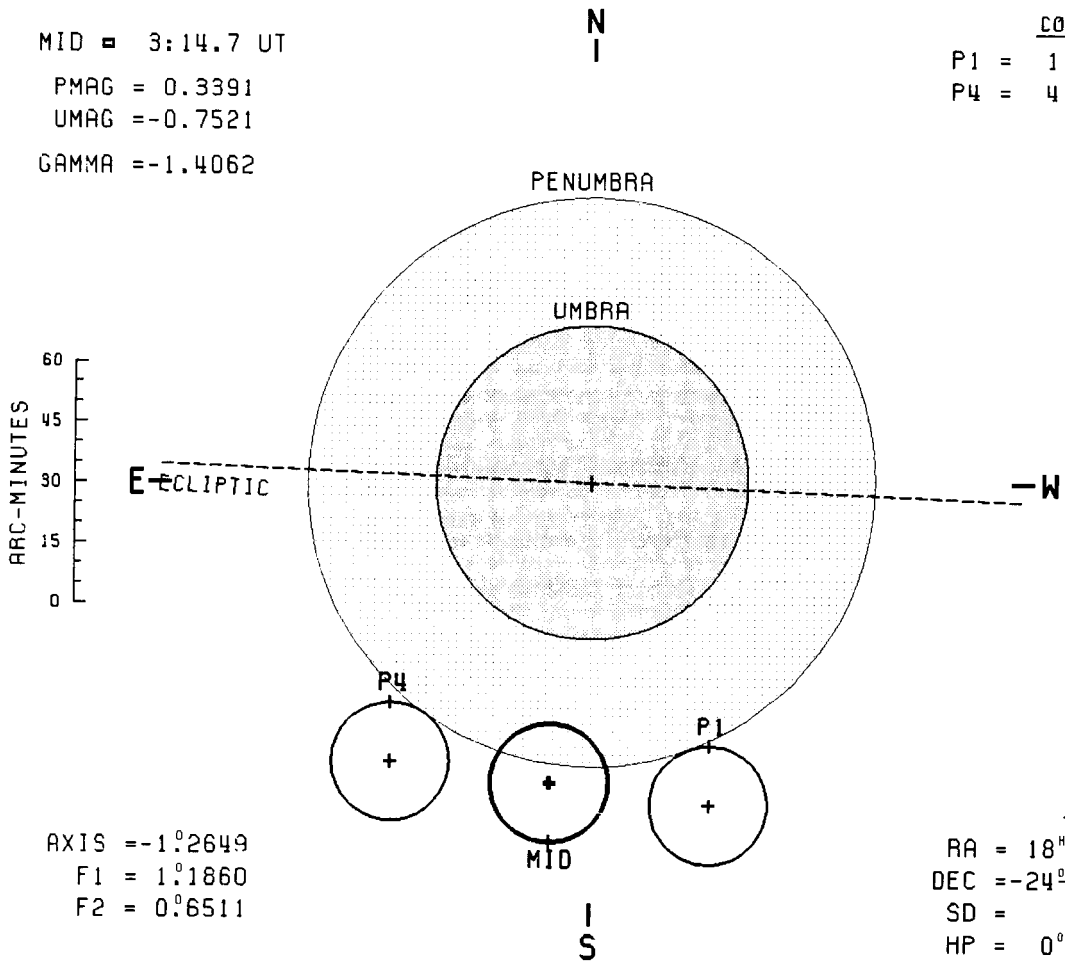




# PENUMBRAL LUNAR ECLIPSE - 27 JUN 1991

MID = 3:14.7 UT  
 PMAG = 0.3391  
 UMAG = -0.7521  
 GAMMA = -1.4062

CONTACTS  
 P1 = 1:46.4 UT  
 P4 = 4:43.2 UT



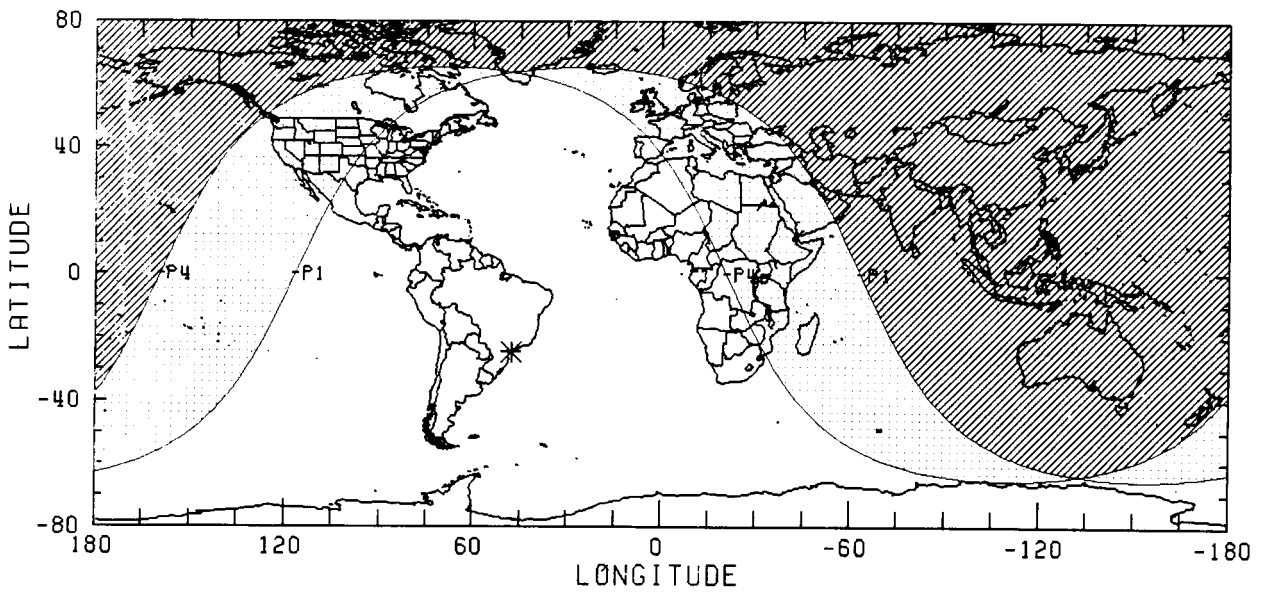
AXIS = -1.°2649  
 F1 = 1.°1860  
 F2 = 0.°6511

MOON  
 RA = 18<sup>h</sup> 22<sup>m</sup> 33.<sup>s</sup>3  
 DEC = -24° 35' 59."7  
 SD = 14' 42."4  
 HP = 0° 53' 58."6

SAROS 110 (70/72)

JD = 2448434.636

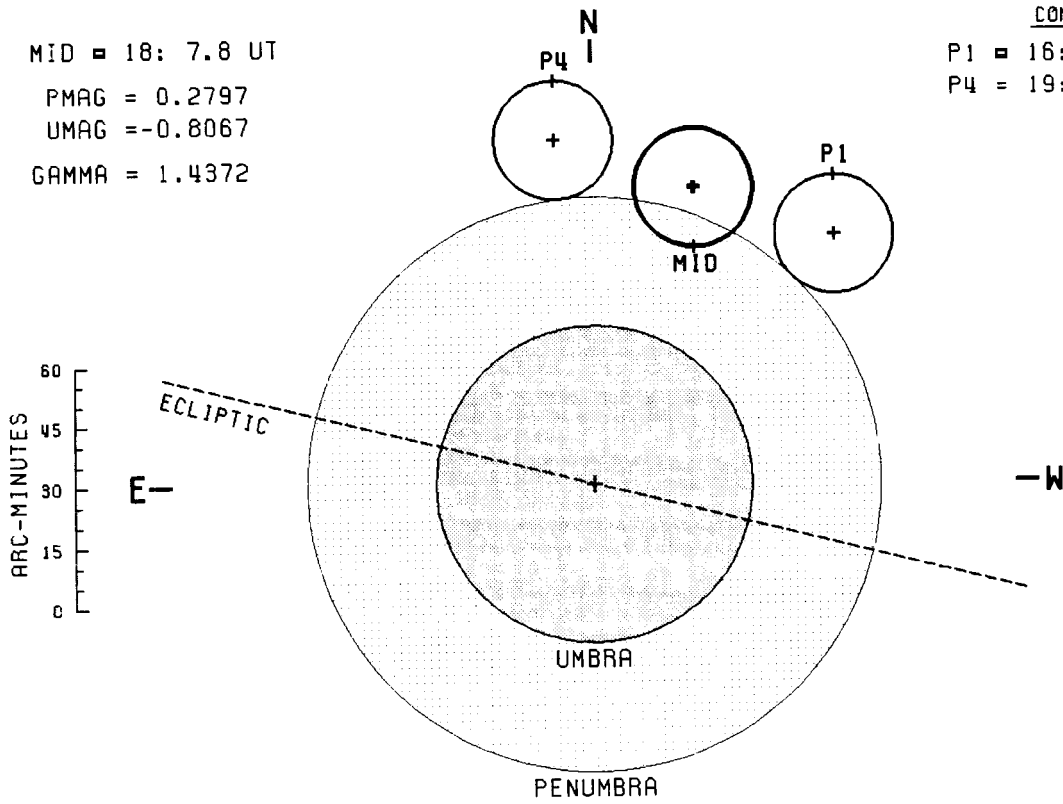
$\Delta T = 58.3$  S



# PENUMBRAL LUNAR ECLIPSE - 26 JUL 1991

MID = 18: 7.8 UT  
 PMAG = 0.2797  
 UMAG = -0.8067  
 GAMMA = 1.4372

CONTACTS  
 P1 = 16:47.5 UT  
 P4 = 19:27.8 UT



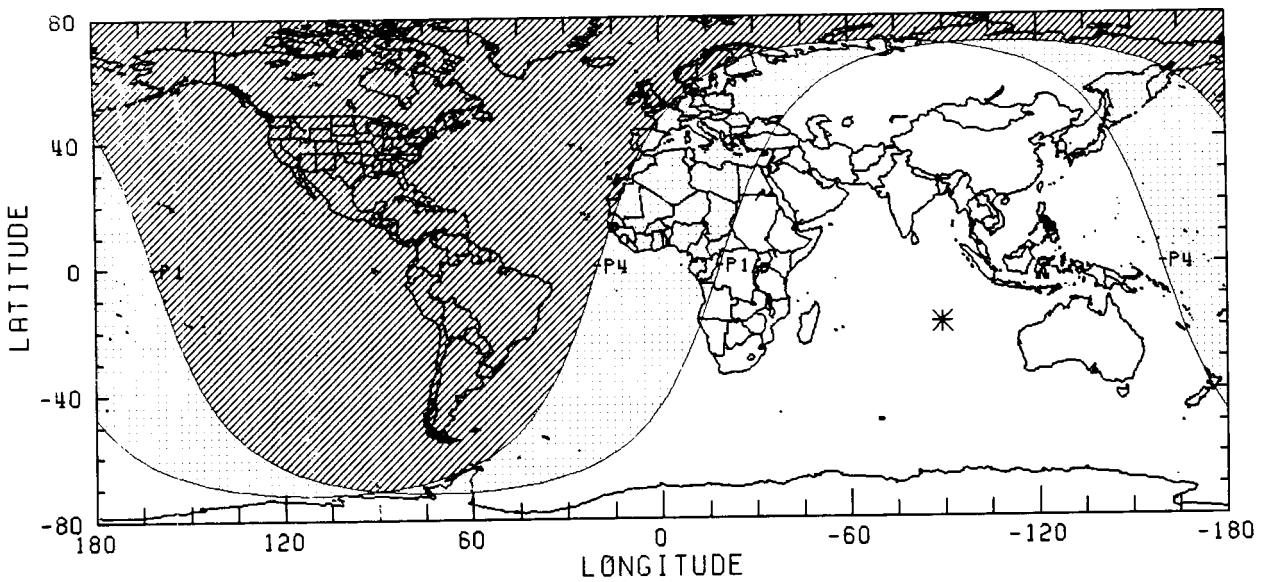
AXIS =  $1^{\circ}29'96''$   
 F1 =  $1^{\circ}19'11''$   
 F2 =  $0^{\circ}6'556''$

MOON  
 RA =  $20^{\text{h}} 20^{\text{m}} 27.59^{\text{s}}$   
 DEC =  $-18^{\circ} 11' 57.7''$   
 SD =  $14' 47.1''$   
 HP =  $0^{\circ} 54' 15.6''$

SAROS 148 ( 2/71 )

JD = 2448464.256

$\Delta T = 58.3 \text{ S}$

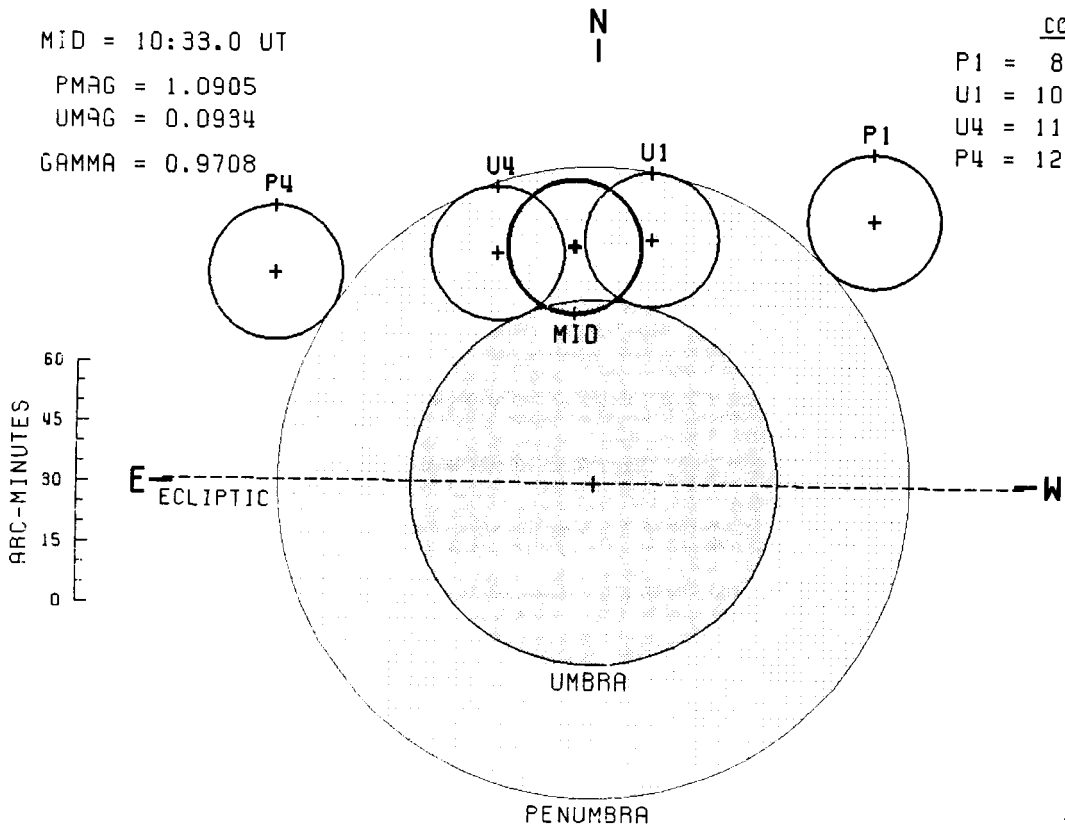


# PARTIAL LUNAR ECLIPSE - 21 DEC 1991

MID = 10:33.0 UT  
 PMAG = 1.0905  
 UTMAG = 0.0934  
 GAMMA = 0.9708

## CONTACTS

P1 = 8:25.4 UT  
 U1 = 10:00.3 UT  
 U4 = 11:05.9 UT  
 P4 = 12:40.8 UT



AXIS =  $0^{\circ}9876$   
 F1 =  $1^{\circ}3149$   
 F2 =  $0^{\circ}7622$

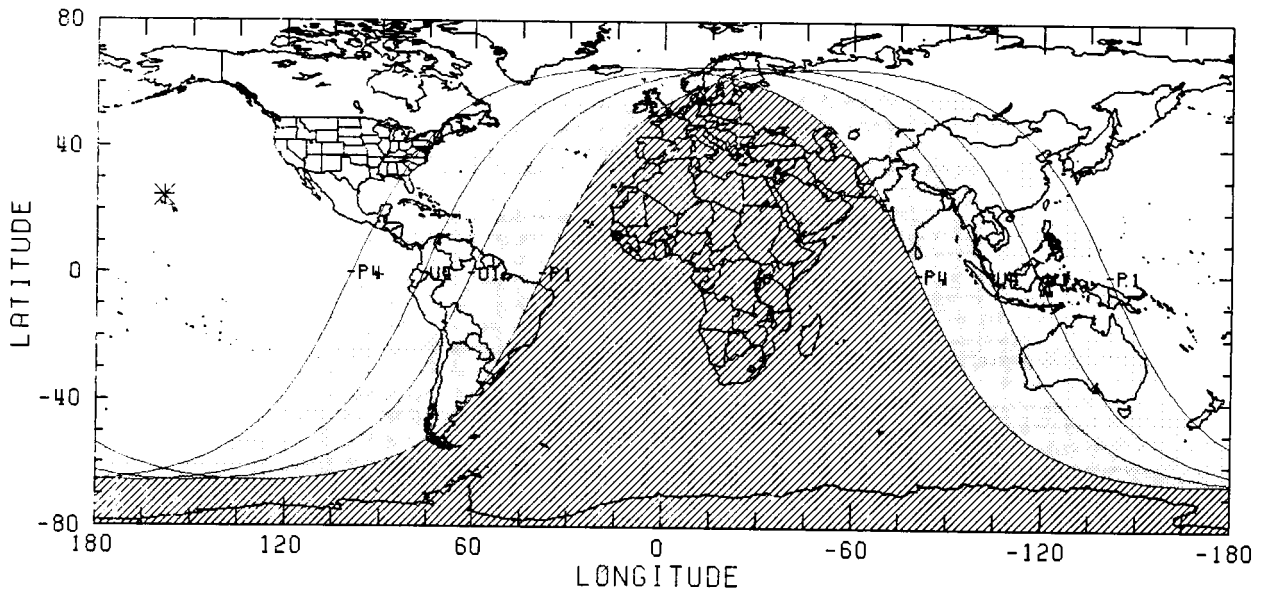
## MOON

RA =  $5^{\text{h}}56^{\text{m}}15.34$   
 DEC =  $24^{\circ}25'14.79$   
 SD =  $16'38.70$   
 HP =  $1^{\circ}1'2.76$

SAROS 115 (56/72)

JD = 2448611.940

$\Delta T = 58.6$  S



# PARTIAL LUNAR ECLIPSE - 15 JUN 1992

MID = 4:57.0 UT

PMAG = 1.7525

UMAG = 0.6874

GAMMA = -0.6287

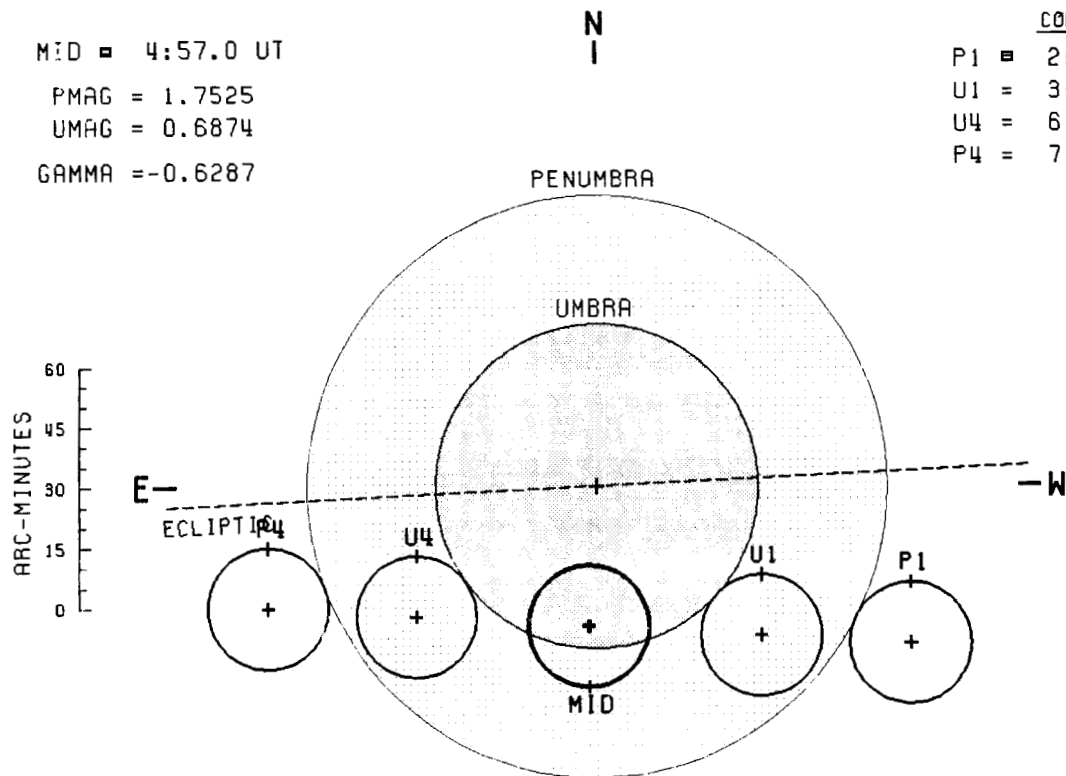
### CONTACTS

P1 = 2: 8.9 UT

U1 = 3:26.6 UT

U4 = 6:27.4 UT

P4 = 7:45.1 UT



AXIS = -0.5798

F1 = 1.2093

F2 = 0.6740

### MOON

RA = 17<sup>h</sup> 35<sup>m</sup> 29.<sup>s</sup>6

DEC = -23° 53' 53."1

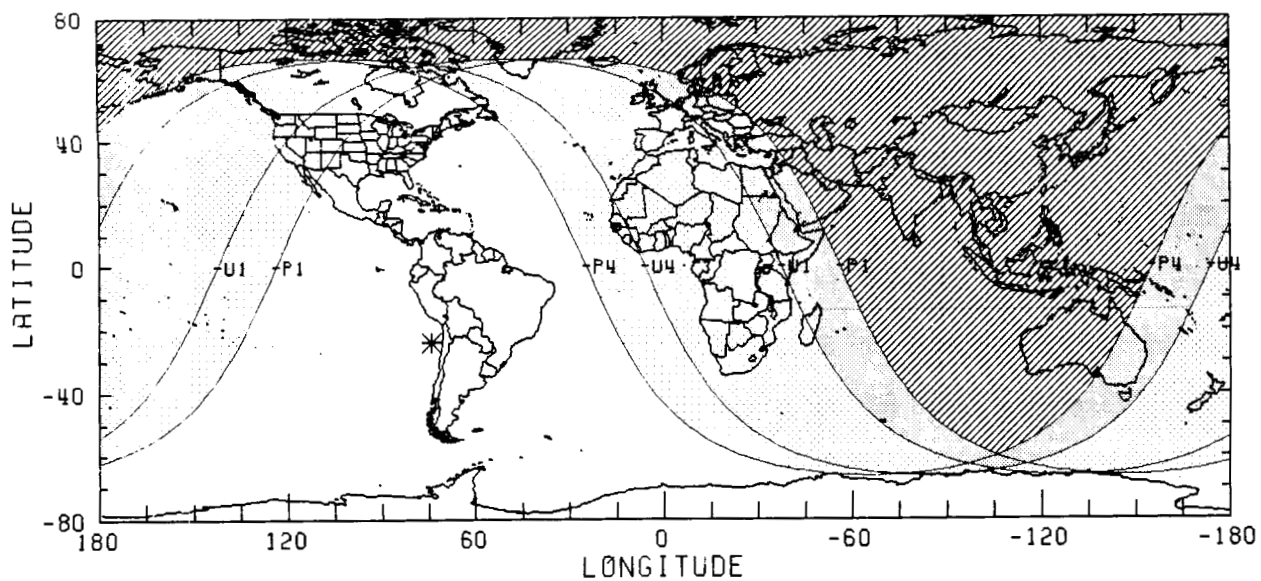
SD = 15' 4."7

HP = 0° 55' 20."3

SAROS 120 (57/84)

JD = 2448788.707

$\Delta T$  = 59.0 S

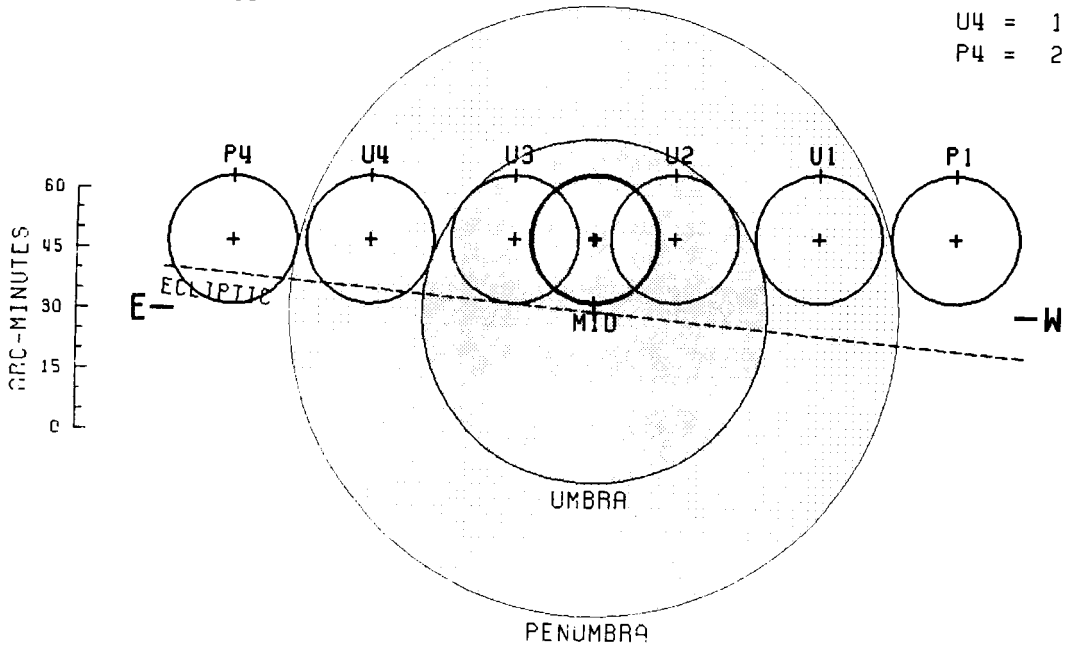


# TOTAL LUNAR ECLIPSE - 9 DEC 1992

MID = 23:44.0 UT  
 PMAG = 2.3173  
 UMAG = 1.2763  
 GAMMA = 0.3143

CONTACTS

P1 = 20:55.2 UT  
 U1 = 21:59.2 UT  
 U2 = 23: 6.6 UT  
 U3 = 0:21.5 UT  
 U4 = 1:28.9 UT  
 P4 = 2:32.8 UT



AXIS = 0°30'59"  
 F1 = 1°26'99"  
 F2 = 0°7'176"

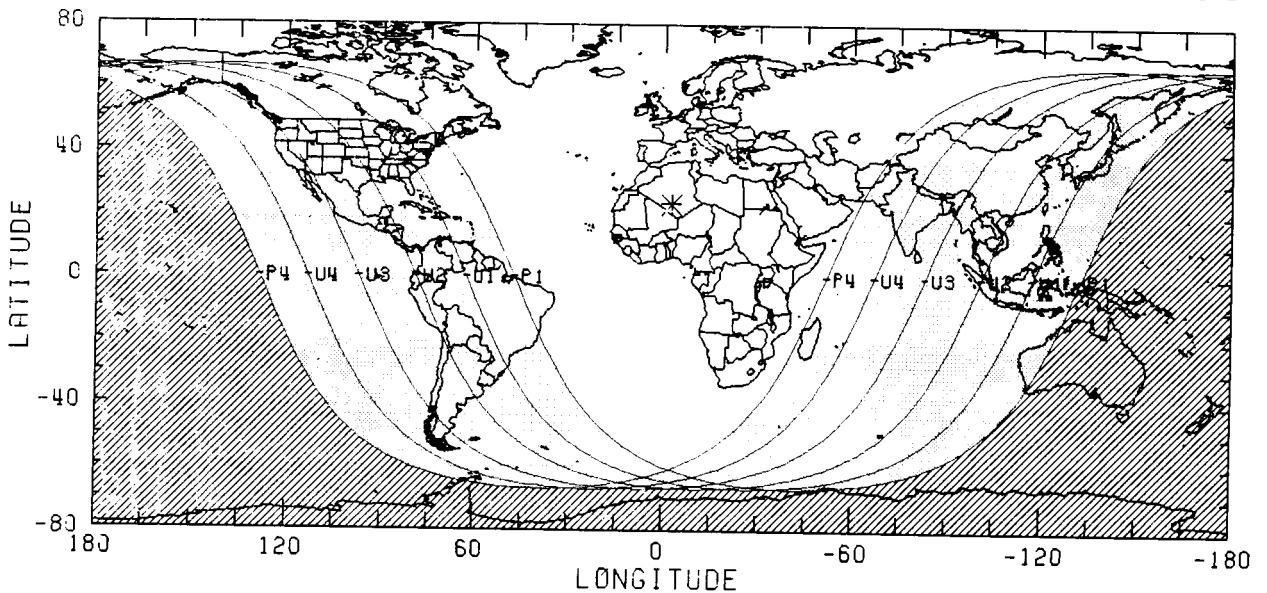
MOON

RA = 5<sup>h</sup> 8<sup>m</sup> 35.<sup>s</sup>3  
 DEC = 23° 13' 9."2  
 SD = 15' 54."8  
 HP = 0° 58' 24."2

SARDS 125 (47/72)

JD = 2448966.490

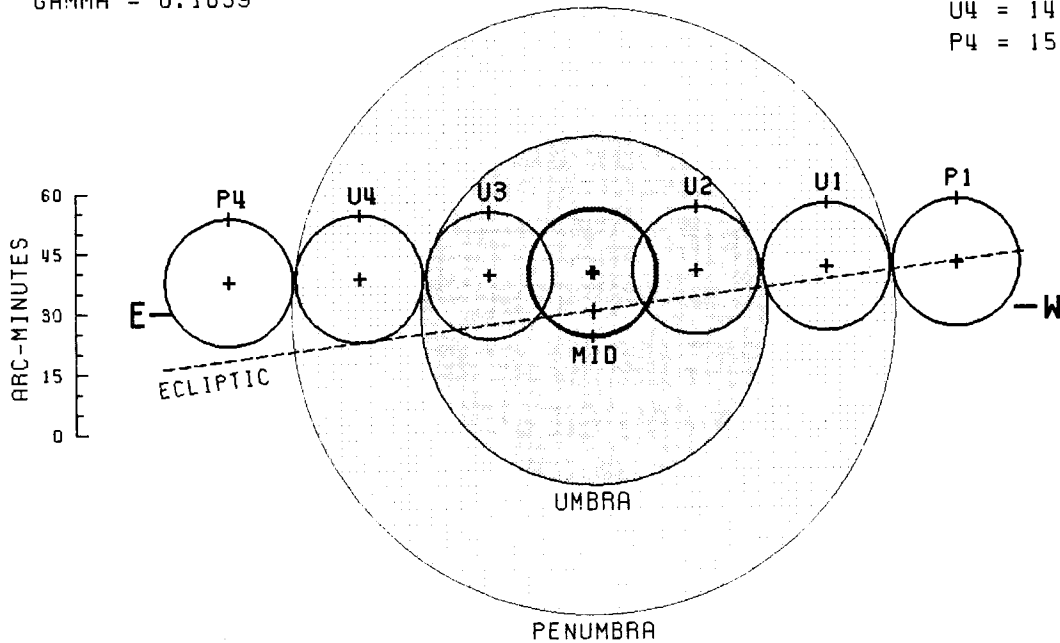
$\Delta T = 59.4$  S



# TOTAL LUNAR ECLIPSE - 4 JUN 1993

MID = 13: 0.4 UT  
 PMAG = 2.5782  
 UMAG = 1.5669  
 GAMMA = 0.1639

CONTACTS  
 P1 = 10:10.6 UT  
 U1 = 11:11.0 UT  
 U2 = 12:12.0 UT  
 U3 = 13:48.8 UT  
 U4 = 14:49.9 UT  
 P4 = 15:50.4 UT



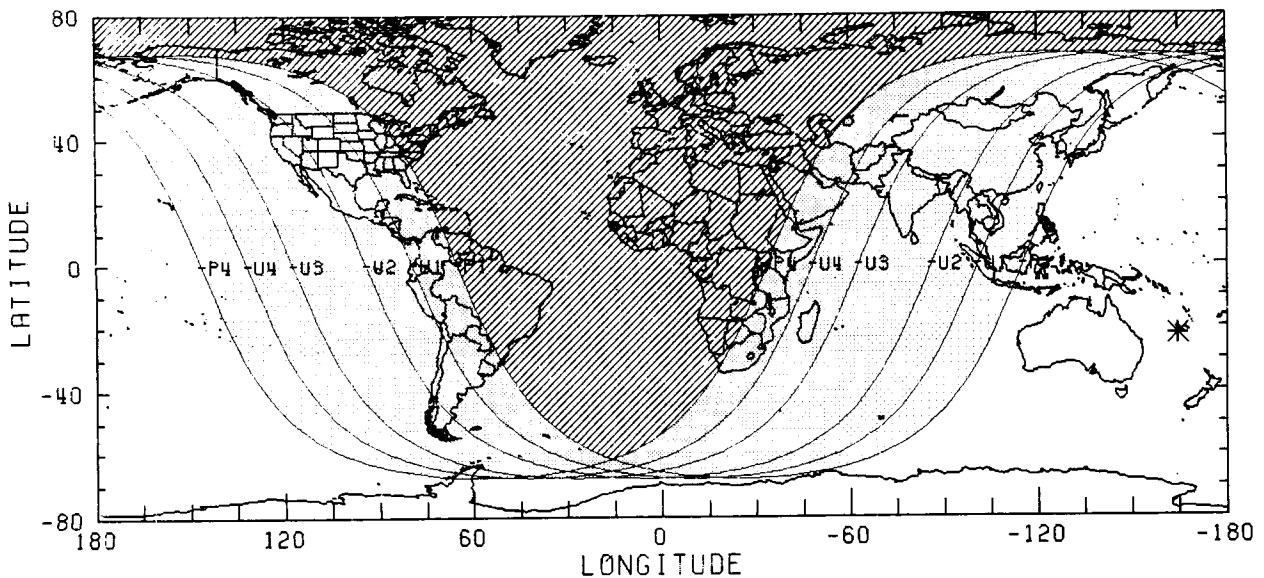
AXIS =  $0^{\circ}1594$   
 F1 =  $1^{\circ}2609$   
 F2 =  $0^{\circ}7249$

MOON  
 RA =  $16^{\text{h}}50^{\text{m}}13.2^{\text{s}}$   
 DEC =  $-22^{\circ}18'38.3''$   
 SD =  $15'54.0''$   
 HP =  $0^{\circ}58'21.4''$

SAROS 130 (33/72)

JD = 2449143.043

$\Delta T = 59.7 \text{ S}$

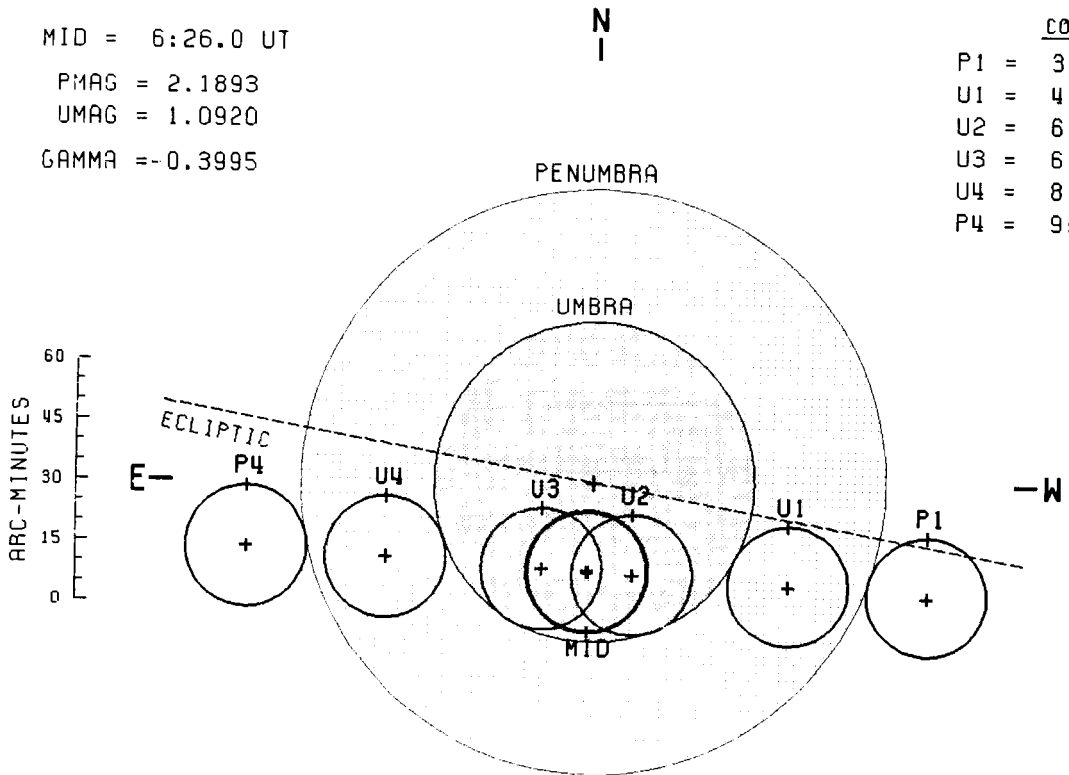


# TOTAL LUNAR ECLIPSE - 29 NOV 1993

MID = 6:26.0 UT  
 PMAG = 2.1893  
 UMAG = 1.0920  
 GAMMA = -0.3995

CONTACTS

P1 = 3:26.9 UT  
 U1 = 4:40.2 UT  
 U2 = 6: 2.3 UT  
 U3 = 6:49.9 UT  
 U4 = 8:12.0 UT  
 P4 = 9:25.1 UT



AXIS = -0.3683  
 F1 = 1.2171  
 F2 = 0.6658

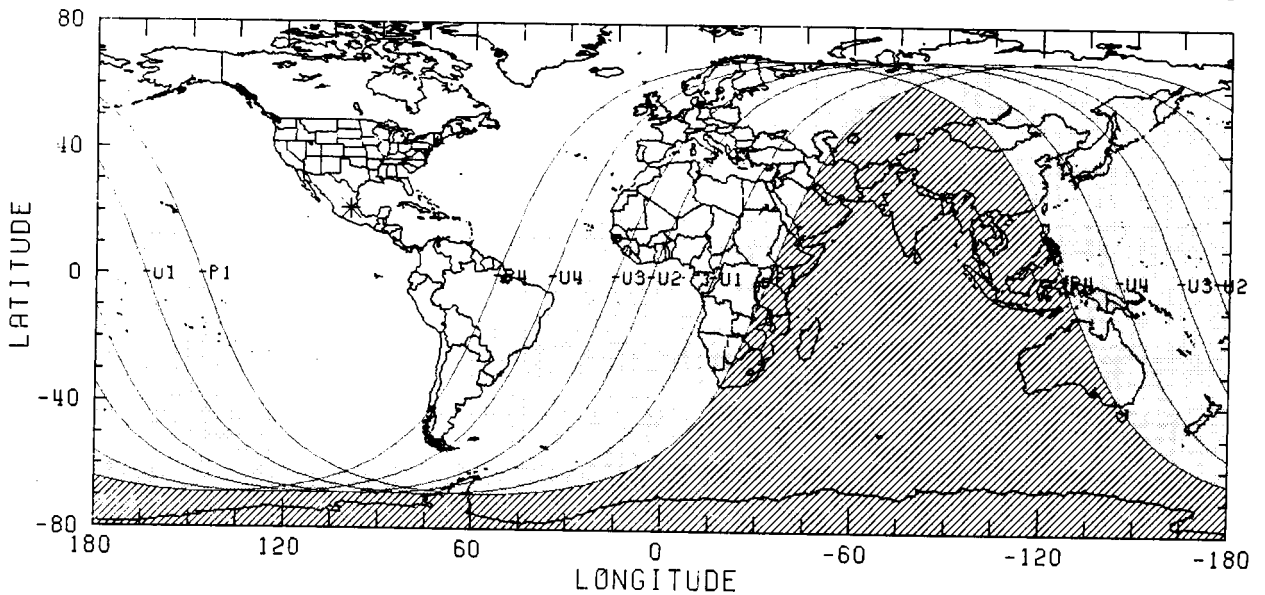
MOON

RA = 4<sup>h</sup> 21<sup>m</sup> 0.<sup>s</sup>7  
 DEC = 21° 7' 9."<sup>3</sup>  
 SD = 15' 4."<sup>4</sup>  
 HP = 0° 55' 19."<sup>3</sup>

SAROS 135 (22/71)

JD = 2449320.769

ΔT = 60.1 S

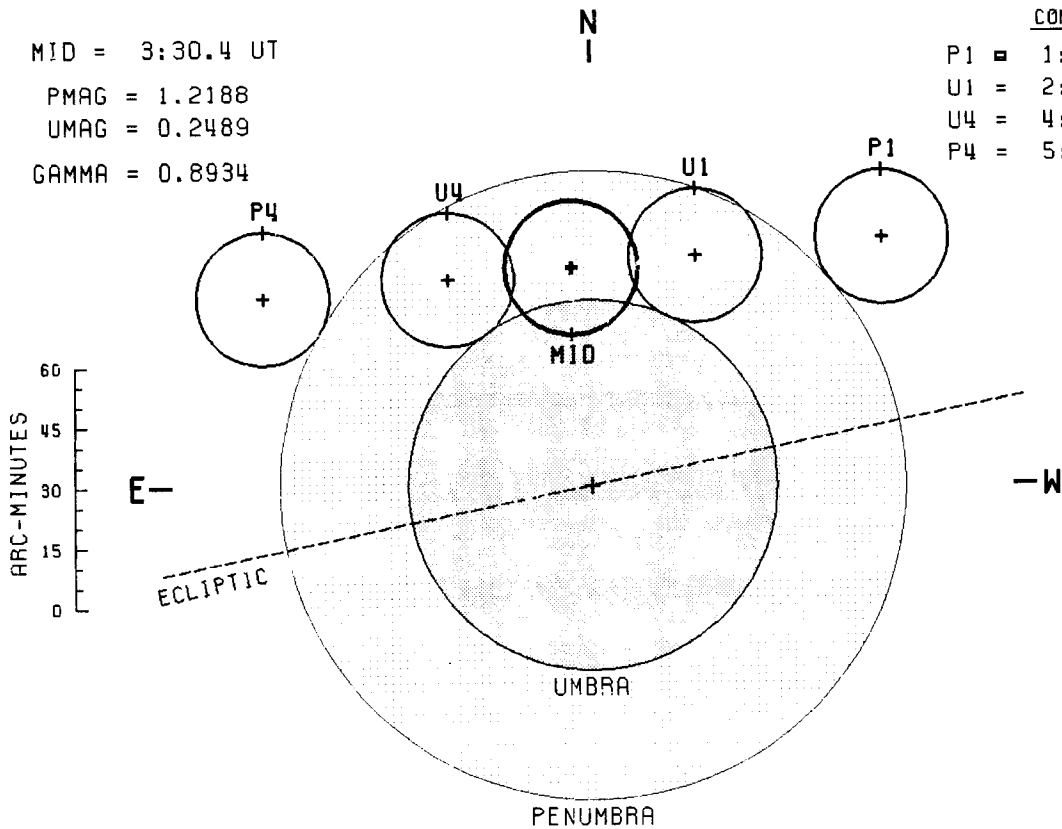


# PARTIAL LUNAR ECLIPSE - 25 MAY 1994

MID = 3:30.4 UT  
 PMAG = 1.2188  
 UMAG = 0.2489  
 GAMMA = 0.8934

CONTACTS

P1 = 1:17.9 UT  
 U1 = 2:37.5 UT  
 U4 = 4:23.2 UT  
 P4 = 5:42.8 UT



AXIS =  $0^{\circ}9074$   
 F1 =  $1^{\circ}3053$   
 F2 =  $0^{\circ}7684$

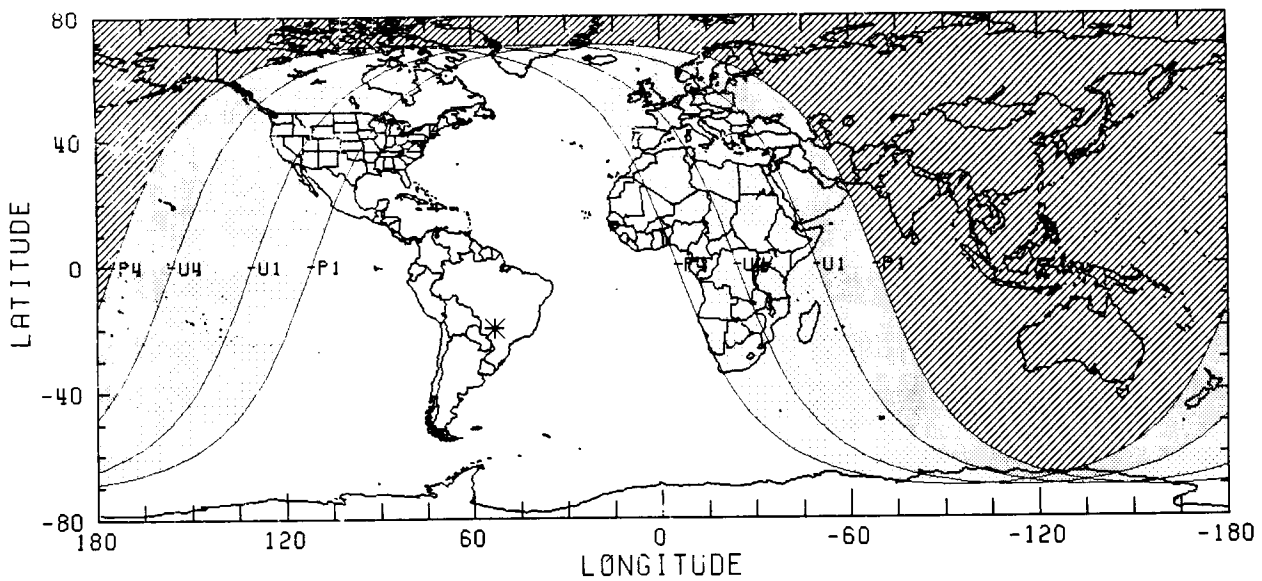
MOON

RA =  $16^{\text{h}} 7^{\text{m}} 9.9^{\text{s}}$   
 DEC =  $-19^{\circ}59'22.0''$   
 SD =  $16'36.4''$   
 HP =  $1^{\circ} 0'56.9''$

SAROS 140 (24/80)

JD = 2449497.647

$\Delta T = 60.5 \text{ S}$

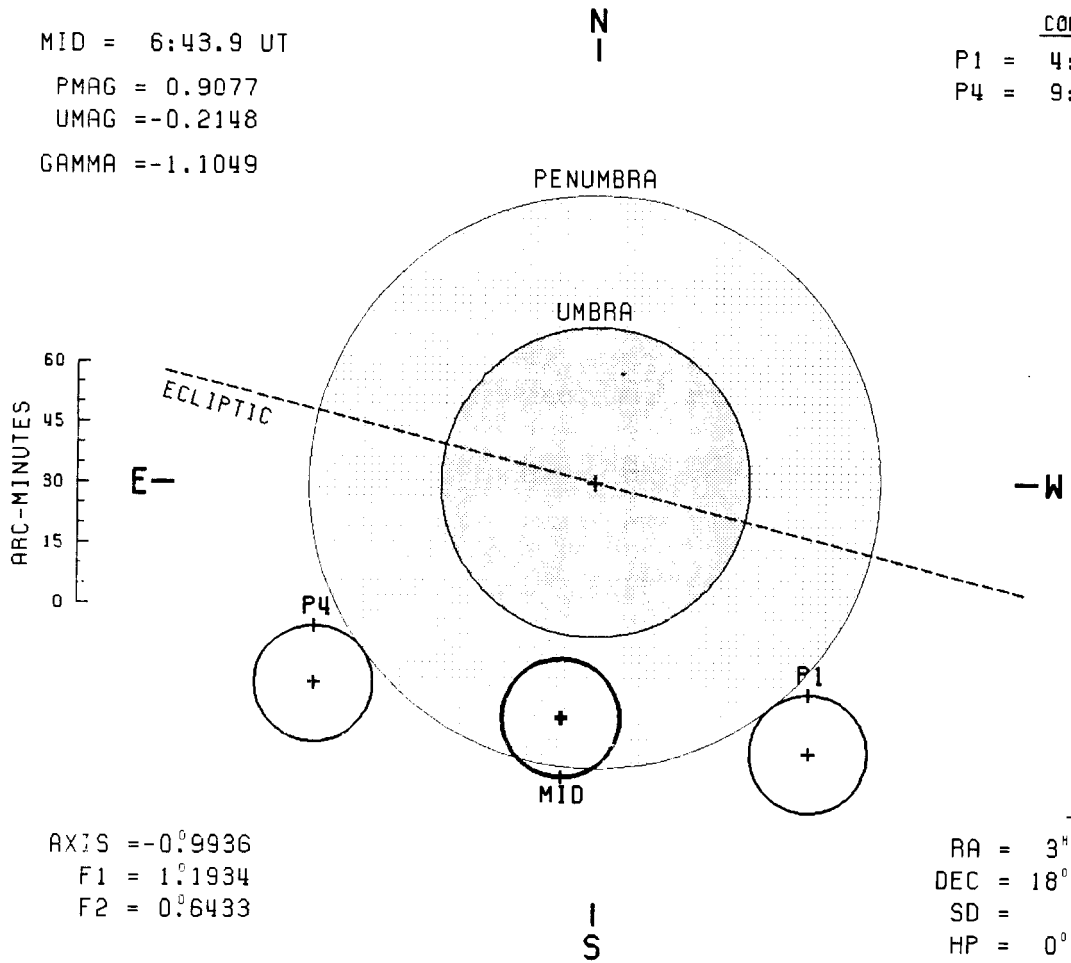




# PENUMBRAL LUNAR ECLIPSE - 18 NOV 1994

MID = 6:43.9 UT  
 PMAG = 0.9077  
 UMAG = -0.2148  
 GAMMA = -1.1049

CONTACTS  
 P1 = 4:25.7 UT  
 P4 = 9:2.2 UT



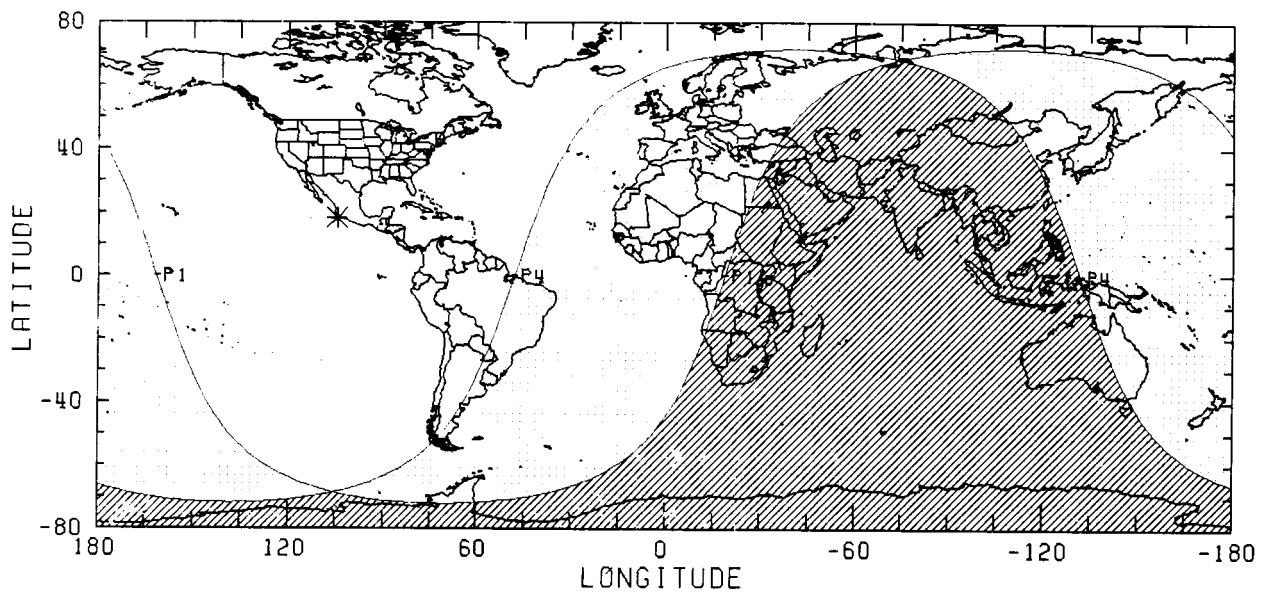
AXIS = -0°9936  
 F1 = 1°1934  
 F2 = 0°6433

MOON  
 RA = 3<sup>h</sup> 34<sup>m</sup> 2.<sup>s</sup>6  
 DEC = 18° 11' 52."<sup>3</sup>  
 SD = 14' 42."<sup>2</sup>  
 HP = 0° 53' 57."<sup>7</sup>

SAROS 145 (10/71)

JD = 2449674.781

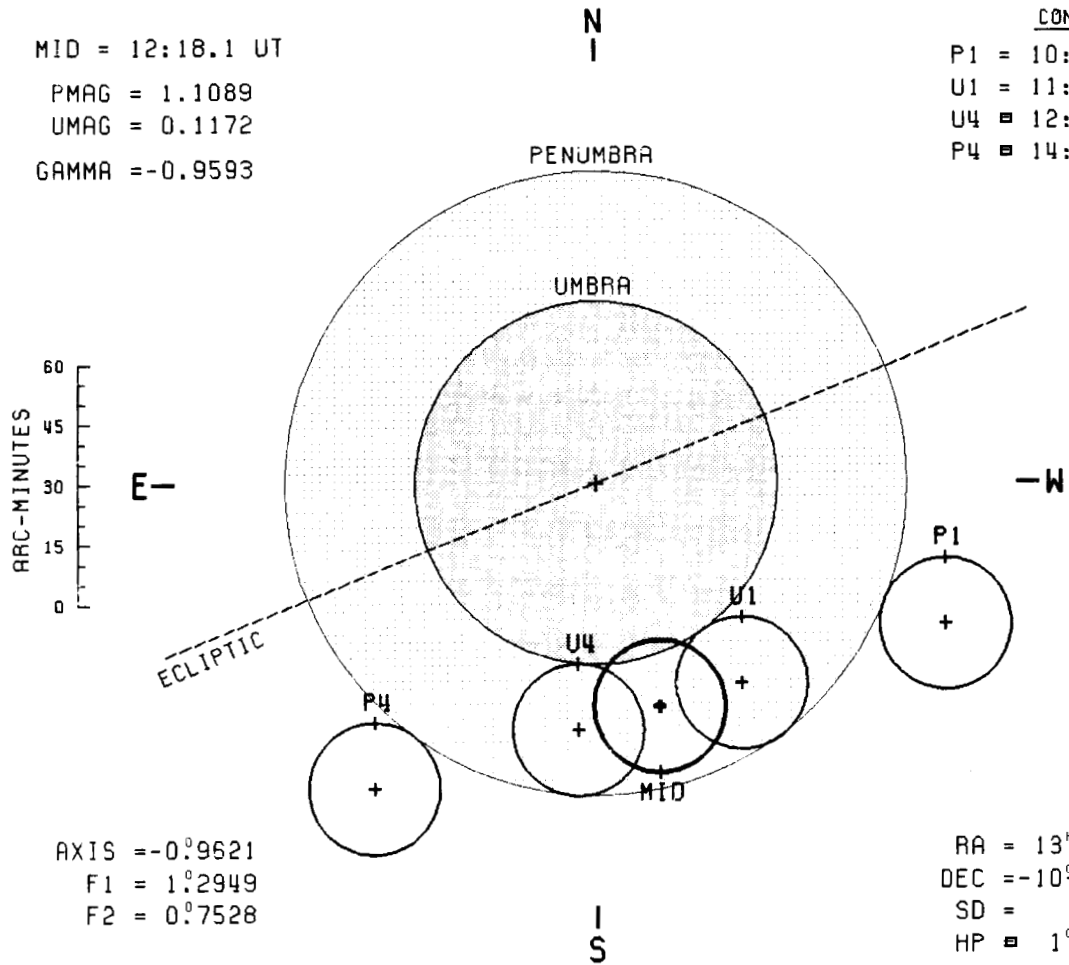
$\Delta T = 60.8$  S



# PARTIAL LUNAR ECLIPSE - 15 APR 1995

MID = 12:18.1 UT  
 PMAG = 1.1089  
 UMAG = 0.1172  
 GAMMA = -0.9593

CONTACTS  
 P1 = 10: 7.9 UT  
 U1 = 11:40.8 UT  
 U4 = 12:55.1 UT  
 P4 = 14:28.0 UT



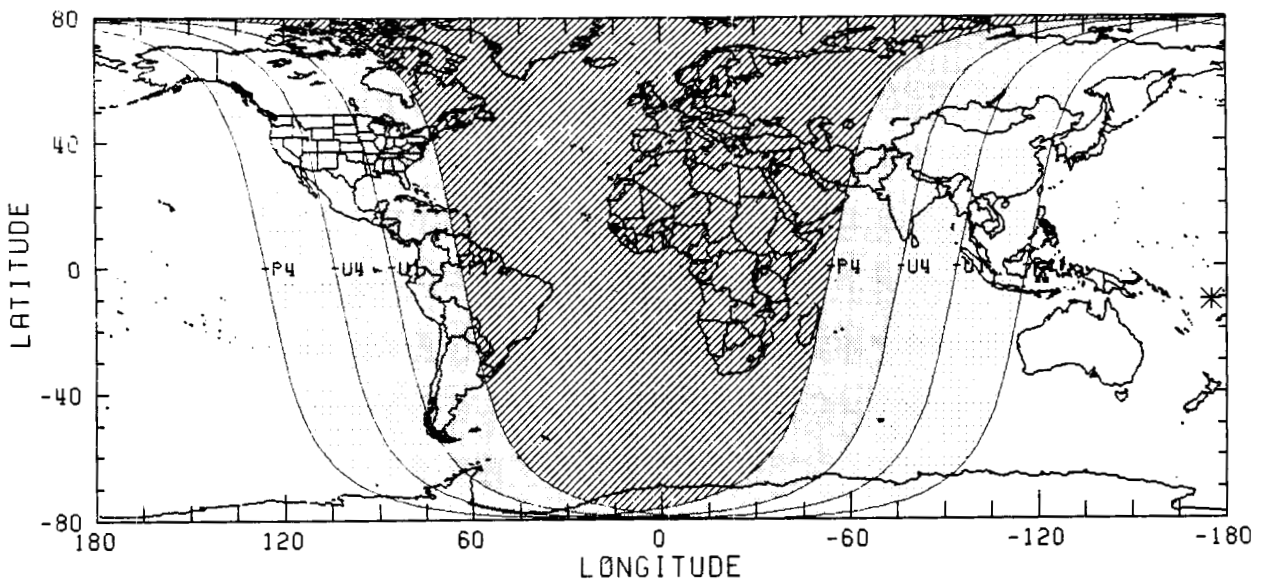
AXIS = -0.9621  
 F1 = 1.2949  
 F2 = 0.7528

MOON  
 RA = 13<sup>h</sup> 31<sup>m</sup> 50.5<sup>s</sup>  
 DEC = -10<sup>o</sup> 37' 41.4"  
 SD = 16' 23.9"  
 HP = 1<sup>o</sup> 0' 10.9"

SAROS 112 (64/72)

JD = 2449823.013

$\Delta T = 61.1$  S

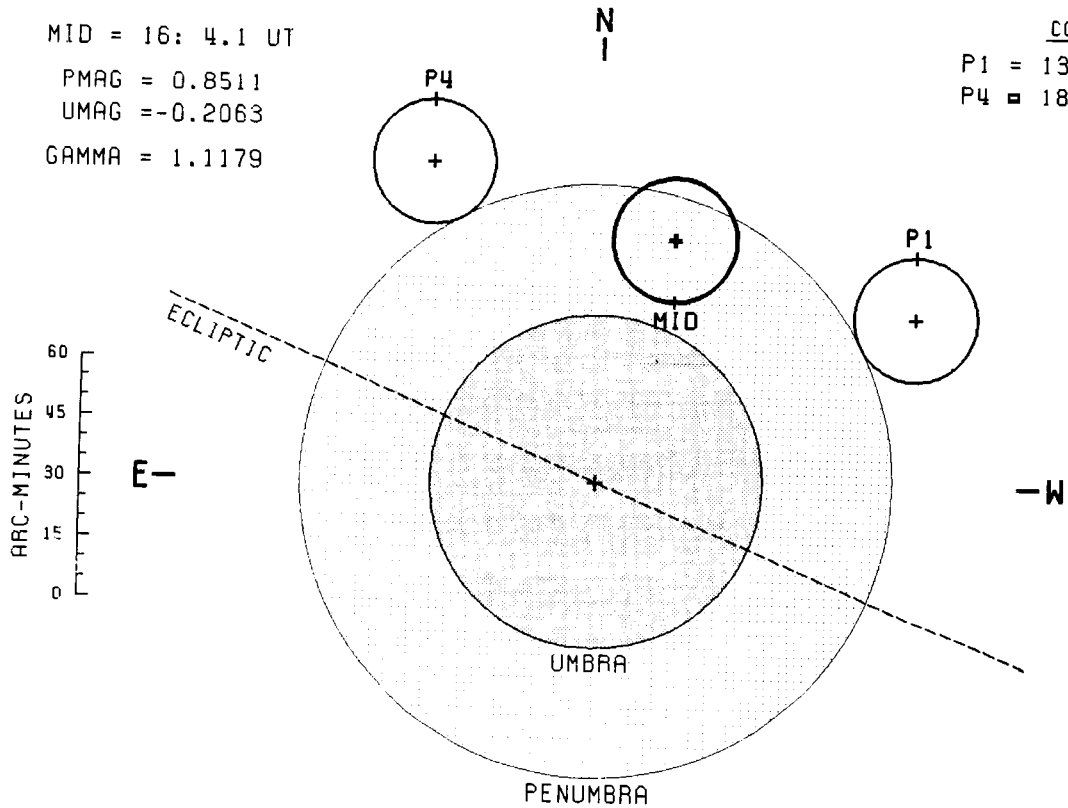


C-2

# PENUMBRAL LUNAR ECLIPSE - 8 OCT 1995

MID = 16: 4.1 UT  
 PMAG = 0.8511  
 UMAG = -0.2063  
 GAMMA = 1.1179

CONTACTS  
 P1 = 13:57.8 UT  
 P4 = 18:10.0 UT



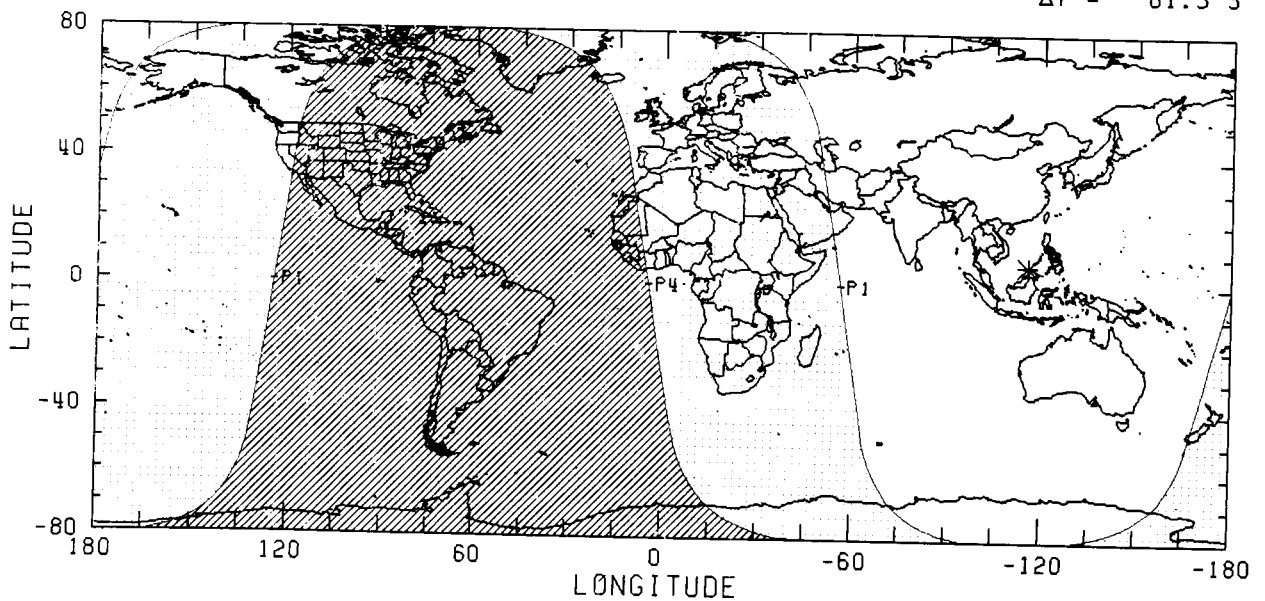
AXIS = 1°0557  
 F1 = 1°2364  
 F2 = 0°6921

MOON  
 RA = 0<sup>h</sup> 53<sup>m</sup> 37.<sup>s</sup>7  
 DEC = 6° 52' 46."8  
 SD = 15' 26."5  
 HP = 0° 56' 40."2

SAROS 117 (51/72)

JD = 2449999.170

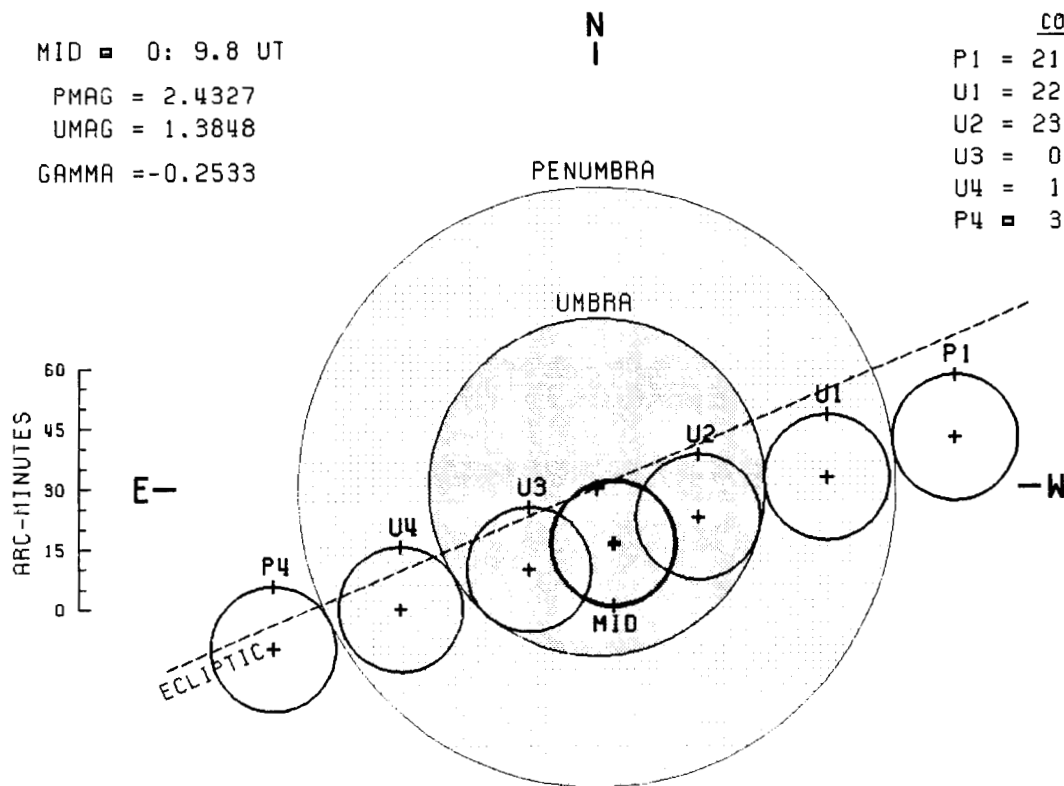
$\Delta T = 61.5$  S



# TOTAL LUNAR ECLIPSE - 4 APR 1996

MID = 0: 9.8 UT  
 PMAG = 2.4327  
 UMAG = 1.3848  
 GAMMA = -0.2533

CONTACTS  
 P1 = 21:15.5 UT  
 U1 = 22:20.7 UT  
 U2 = 23:26.3 UT  
 U3 = 0:53.0 UT  
 U4 = 1:58.8 UT  
 P4 = 3: 3.8 UT



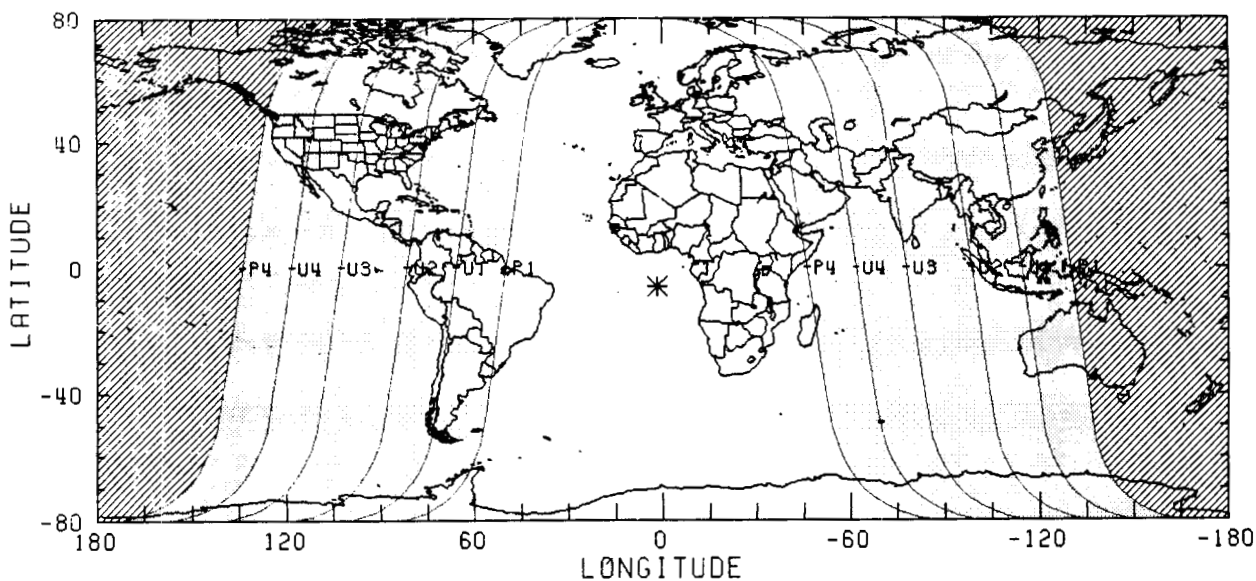
AXIS = -0° 24' 11"  
 F1 = 1° 24' 39"  
 F2 = 0° 7' 00"

MOON  
 RA = 12<sup>h</sup> 53<sup>m</sup> 9.<sup>s</sup>4  
 DEC = -5° 57' -3.<sup>''</sup>7  
 SD = 15' 33.<sup>''</sup>9  
 HP = 0° 57' 7.<sup>''</sup>5

SAROS 122 (55/75)

JD = 2450177.507

$\Delta T = 61.9$  S

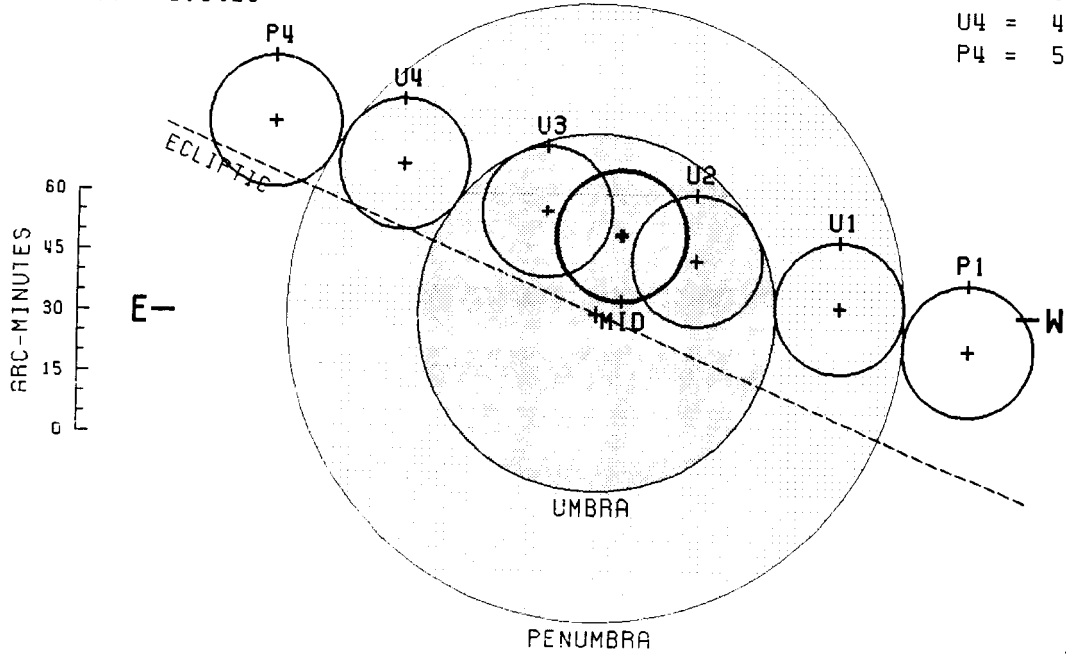


# TOTAL LUNAR ECLIPSE - 27 SEP 1996

MID = 2:54.3 UT  
 PMAG = 2.2441  
 UMAG = 1.2452  
 GAMMA = 0.3426

## CONTACTS

P1 = 0:12.2 UT  
 U1 = 1:12.1 UT  
 U2 = 2:19.1 UT  
 U3 = 3:29.2 UT  
 U4 = 4:36.4 UT  
 P4 = 5:36.4 UT



AXIS =  $0^{\circ}34'14''$   
 F1 =  $1^{\circ}28'8''$   
 F2 =  $0^{\circ}7'46''$

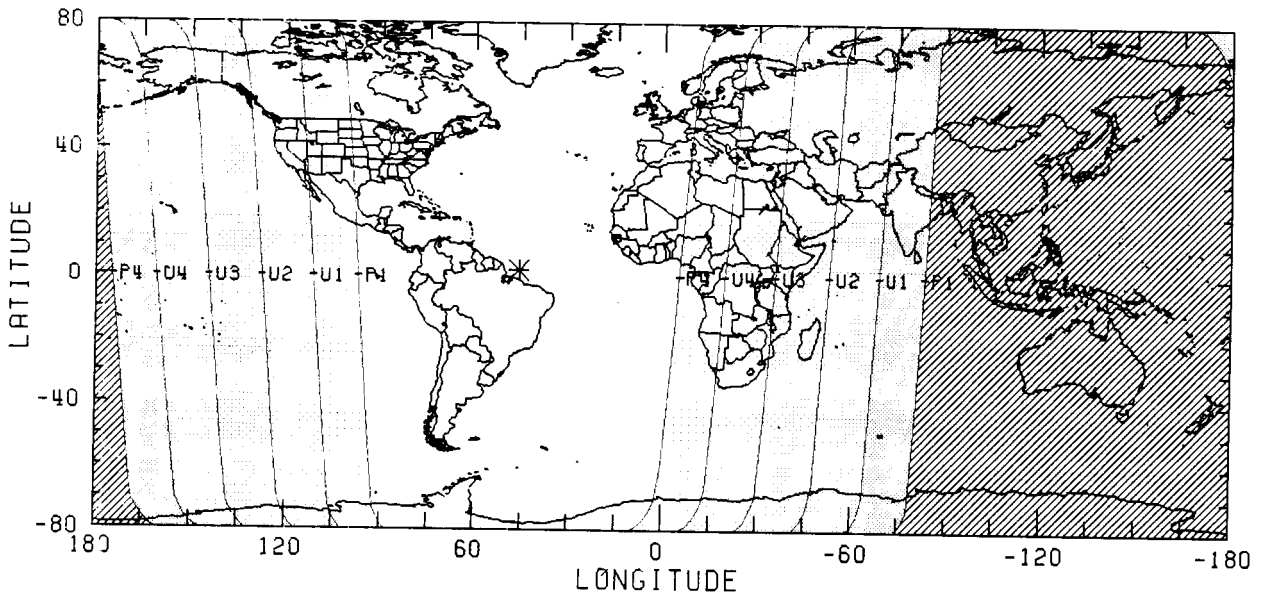
## MOON

RA =  $0^{\text{h}}15^{\text{m}}18^{\text{s}}.1$   
 DEC =  $2^{\circ}1'36''.8$   
 SD =  $16'17''.8$   
 HP =  $0^{\circ}59'48''.4$

SAROS 127 (41/72)

JD = 2450353.622

$\Delta T = 62.2 \text{ S}$

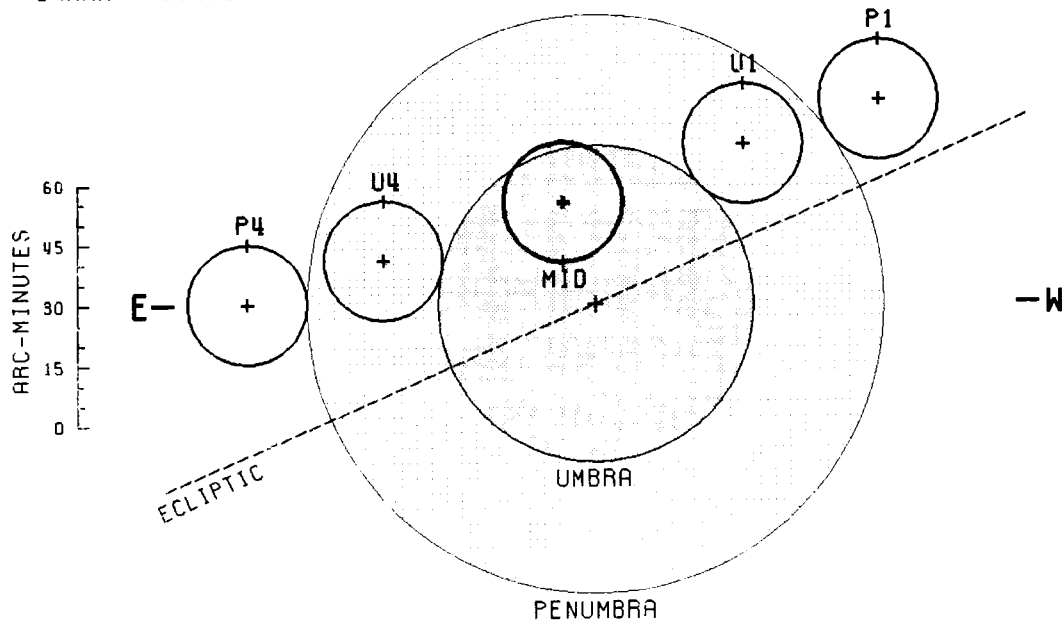


# PARTIAL LUNAR ECLIPSE - 24 MAR 1997

MID = 4:39.4 UT  
 PMAG = 2.0254  
 UMAG = 0.9240  
 GAMMA = 0.4899

### CONTACTS

P1 = 1:40.5 UT  
 U1 = 2:57.6 UT  
 U4 = 6:21.5 UT  
 P4 = 7:38.4 UT



AXIS =  $0^{\circ}44'52''$   
 F1 =  $1^{\circ}20'05''$   
 F2 =  $0^{\circ}6'55''$

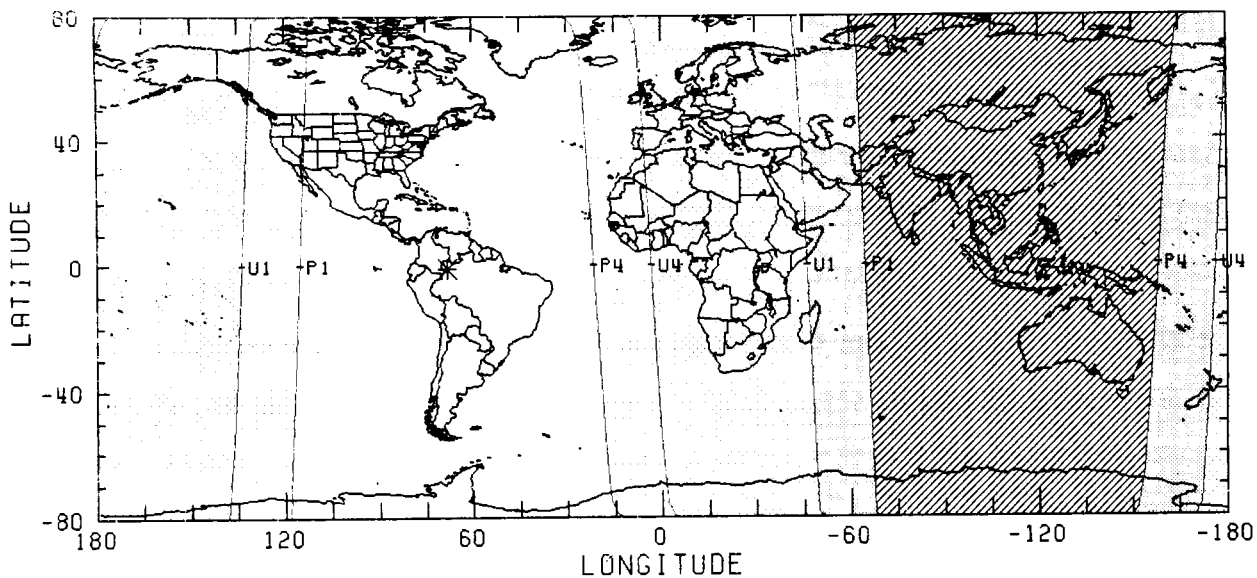
### MOON

RA =  $12^{\text{h}} 13^{\text{m}} 42.0^{\text{s}}$   
 DEC =  $-1^{\circ} 0' -4.2''$   
 SD =  $14' 51.3''$   
 HP =  $0^{\circ} 54' 31.3''$

SAROS 132 (29/71)

JD = 2450531.695

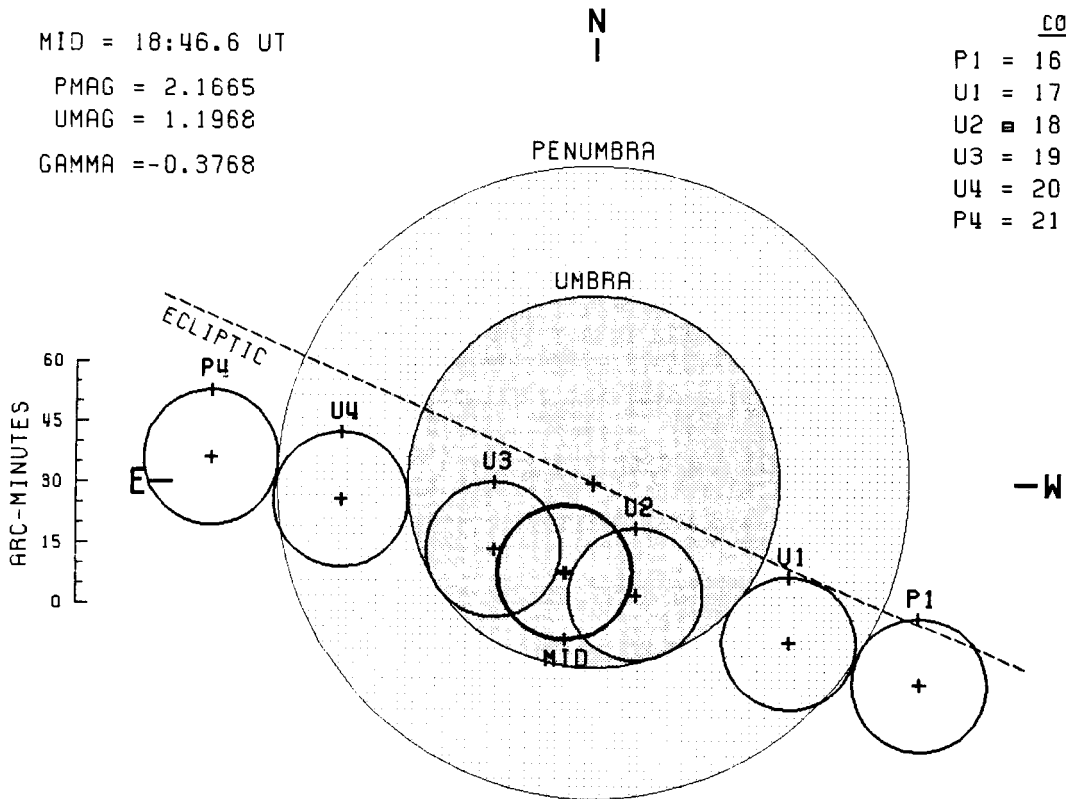
$\Delta T = 62.6 \text{ S}$



# TOTAL LUNAR ECLIPSE - 16 SEP 1997

MID = 18:46.6 UT  
 PMAG = 2.1665  
 UMAG = 1.1968  
 GAMMA = -0.3768

CONTACTS  
 P1 = 16:11.0 UT  
 U1 = 17: 8.0 UT  
 U2 = 18:15.6 UT  
 U3 = 19:18.0 UT  
 U4 = 20:25.4 UT  
 P4 = 21:22.4 UT



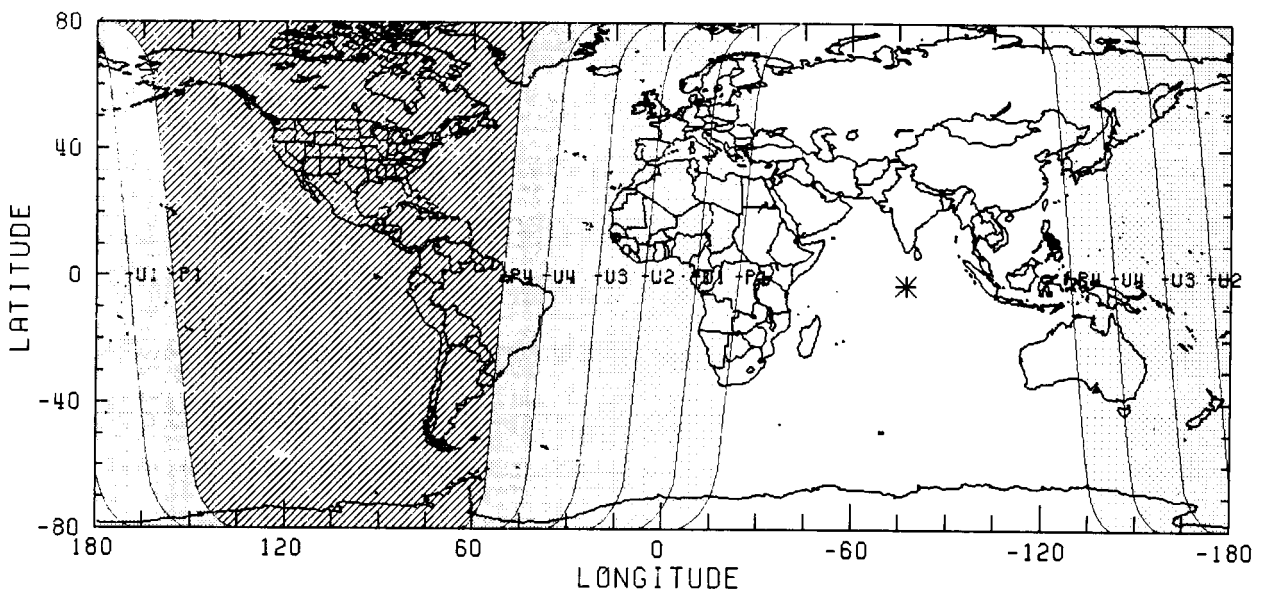
AXIS = -0.3857  
 F1 = 1.3155  
 F2 = 0.7745

MOON  
 RA = 23<sup>h</sup> 38<sup>m</sup> 10.<sup>s</sup>6  
 DEC = -2° 46' 41."2  
 SD = 16' 44."2  
 HP = 1° 1' 25."4

SAROS 137 (27/81)

JD = 2450708.283

$\Delta T$  = 63.0 S

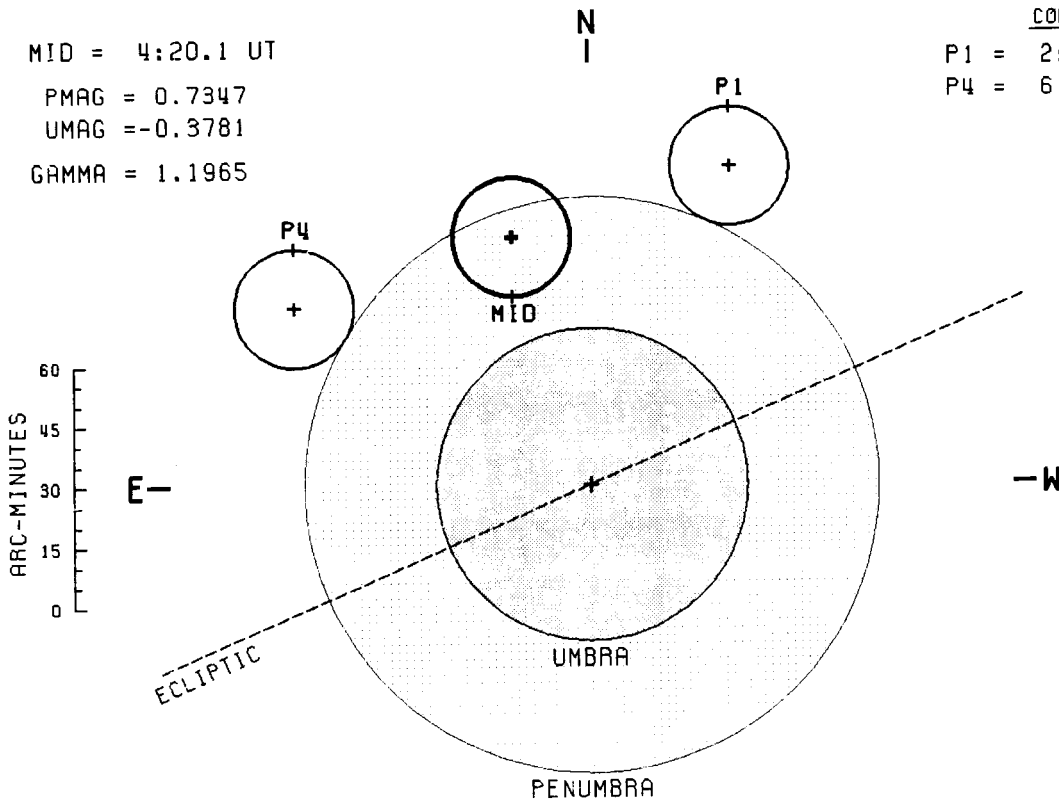


# PENUMBRAL LUNAR ECLIPSE - 13 MAR 1998

MID = 4:20.1 UT  
 PMAG = 0.7347  
 UMAG = -0.3781  
 GAMMA = 1.1965

CONTACTS

P1 = 2:14.4 UT  
 P4 = 6:26.0 UT



AXIS =  $1^{\circ}0794$   
 F1 =  $1^{\circ}1949$   
 F2 =  $0^{\circ}6477$

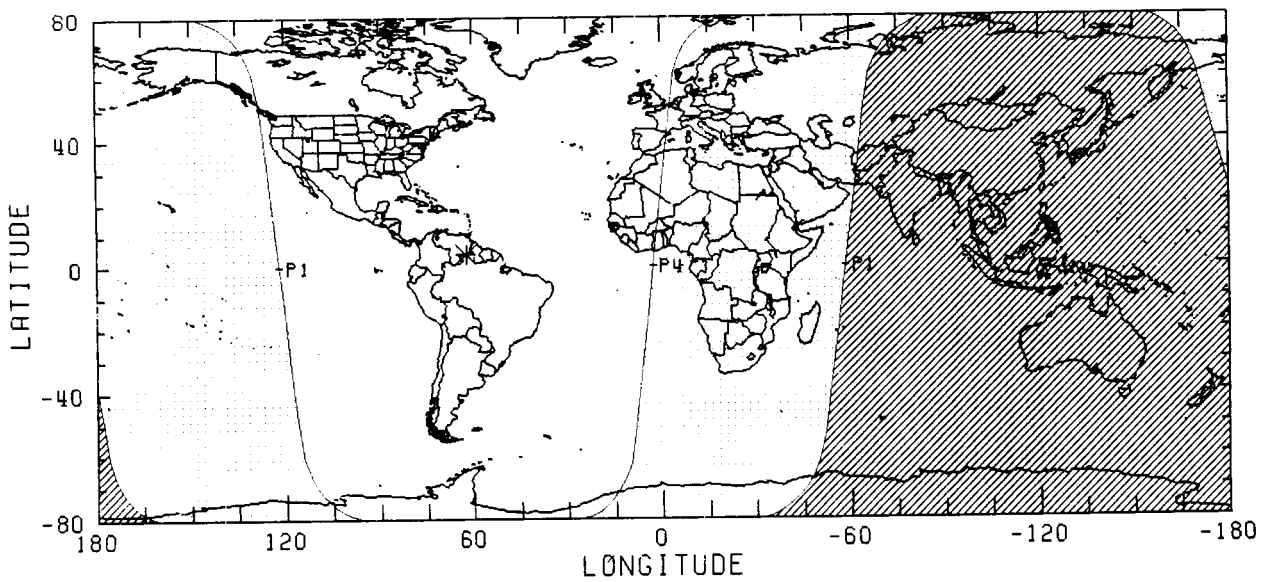
MOON

RA =  $11^{\text{h}} 33^{\text{m}} 20.5^{\text{s}}$   
 DEC =  $4^{\circ} 2' 58.8''$   
 SD =  $14' 45.0''$   
 HP =  $0^{\circ} 54' 8.1''$

SAROS 142 (17/74)

JD = 2450885.681

$\Delta T = 63.4 \text{ S}$



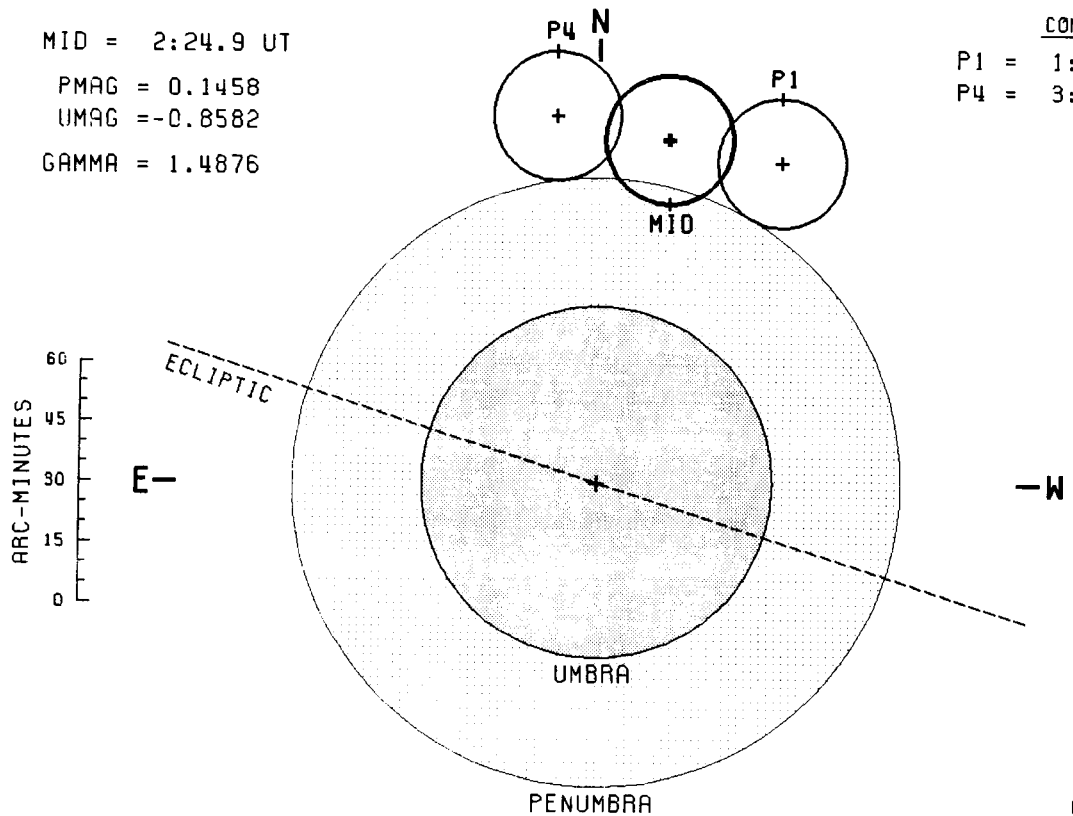


# PENUMBRAL LUNAR ECLIPSE - 8 AUG 1998

MID = 2:24.9 UT  
 PMAG = 0.1458  
 UMAG = -0.8582  
 GAMMA = 1.4876

CONTACTS

P1 = 1:32.1 UT  
 P4 = 3:17.7 UT



AXIS =  $1^{\circ}45'79''$   
 F1 =  $1^{\circ}26'87''$   
 F2 =  $0^{\circ}7'324''$

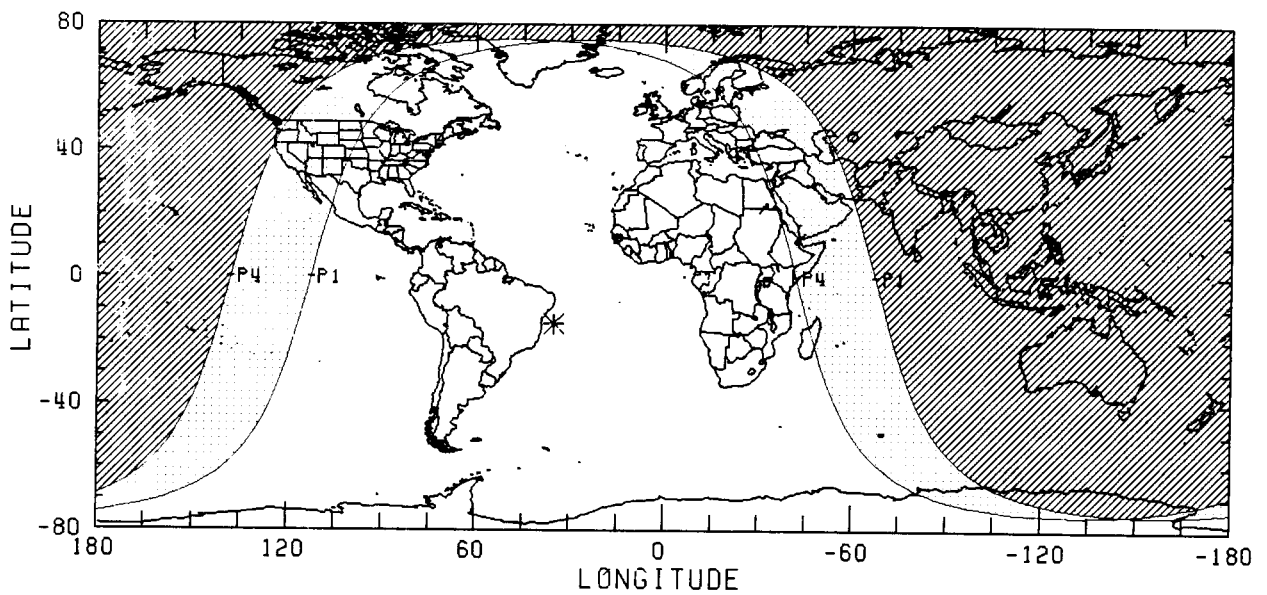
MOON

RA =  $21^{\text{h}} 10^{\text{m}} 4.54^{\text{s}}$   
 DEC =  $-14^{\circ} 48' -1.73''$   
 SD =  $16' 1.74''$   
 HP =  $0^{\circ} 58' 48.75''$

SAROS 109 (72/73)

JD = 2451033.601

$\Delta T = 63.7 \text{ S}$



# PENUMBRAL LUNAR ECLIPSE - 6 SEP 1998

MID = 11:10.1 UT

PMAG = 0.8371

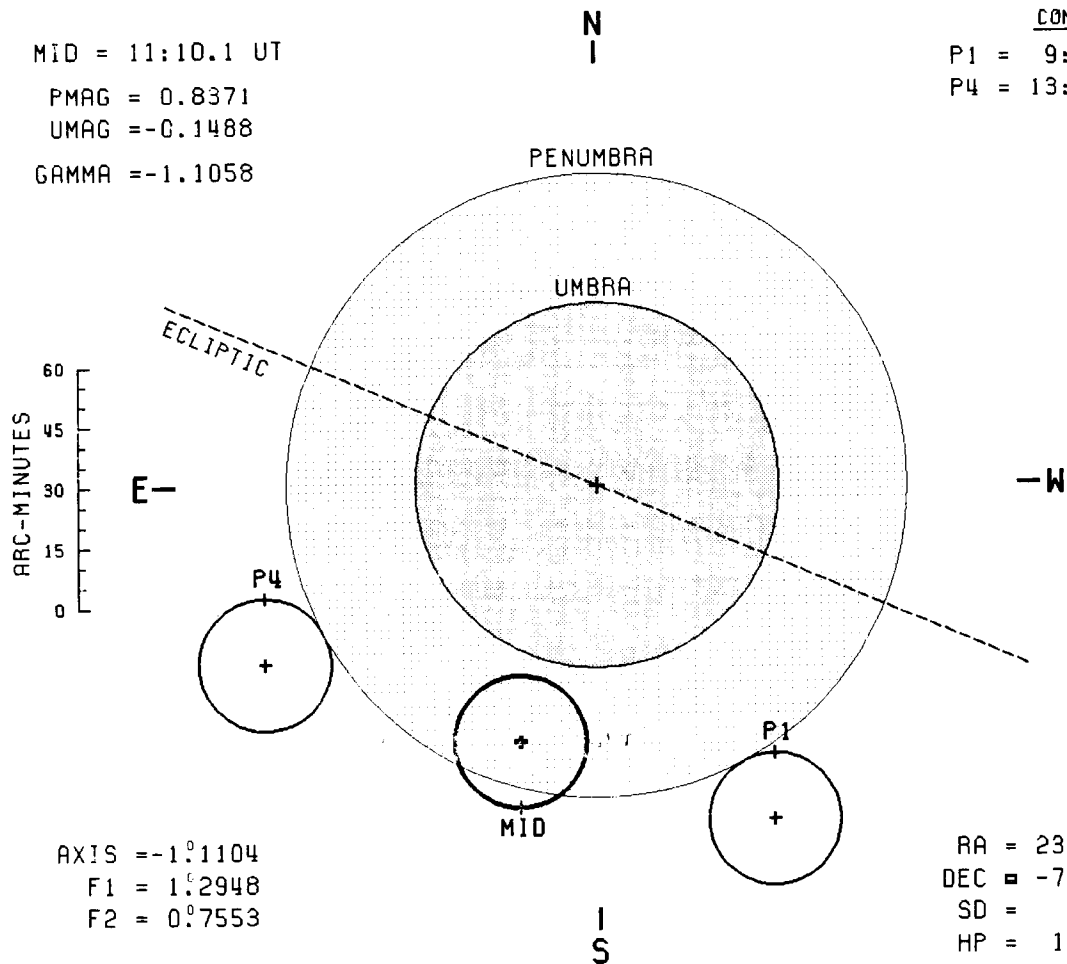
UMAG = -0.1488

GAMMA = -1.1058

CONTACTS

P1 = 9:14.3 UT

P4 = 13: 6.2 UT



AXIS = -1.1104

F1 = 1.2948

F2 = 0.7553

MOON

RA = 23<sup>h</sup> 1<sup>m</sup> 6.<sup>s</sup>0

DEC = -7° 29' -7.7

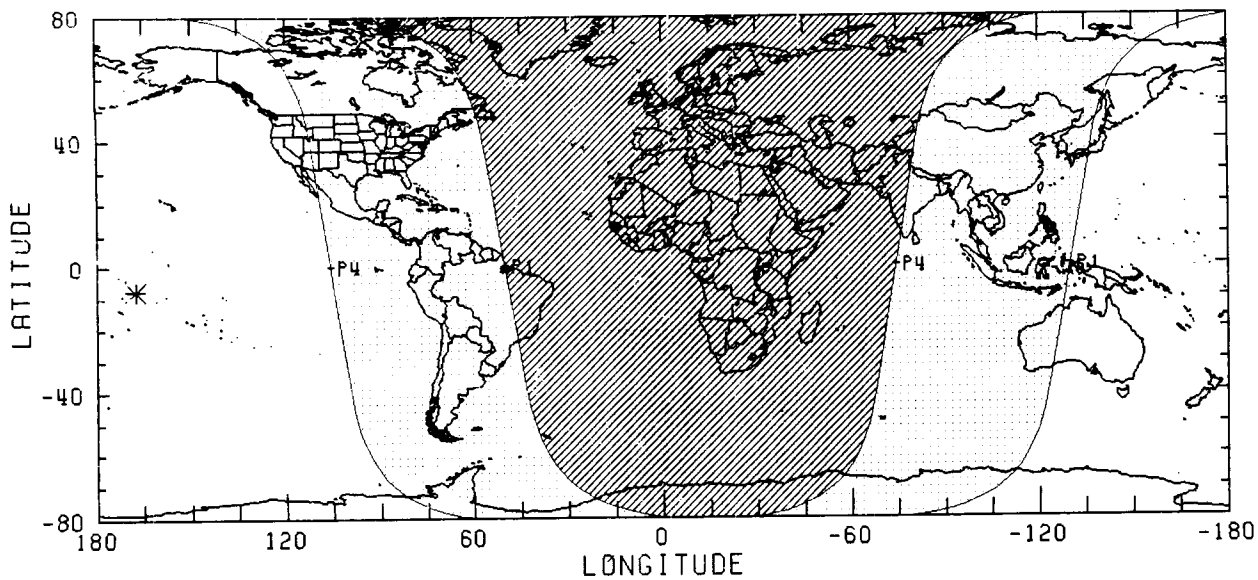
SD = 16' 25.0

HP = 1° 0' 15.1

SAROS 147 ( 8/71)

JD = 2451062.966

ΔT = 63.7 S



# PENUMBRAL LUNAR ECLIPSE - 31 JAN 1999

MID = 16:17.5 UT

PMAG = 1.0282

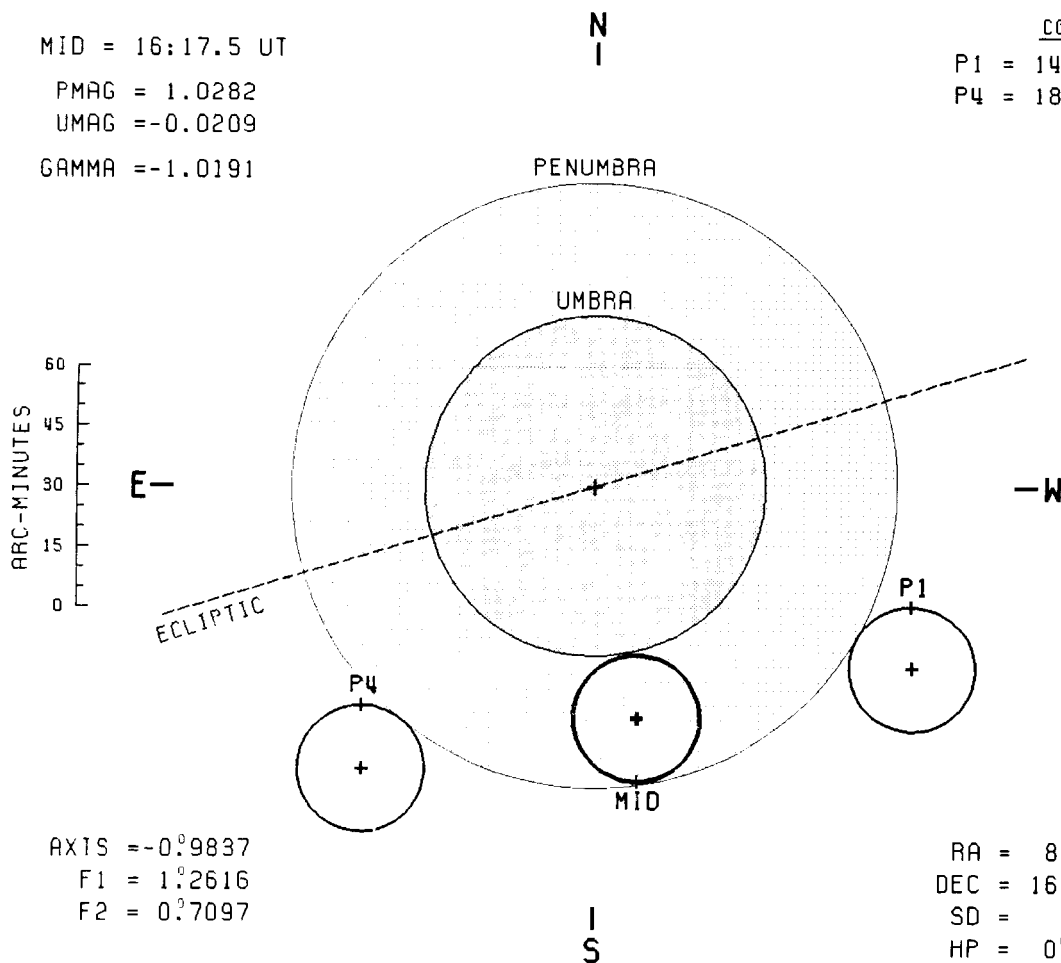
UMAG = -0.0209

GAMMA = -1.0191

## CONTACTS

P1 = 14:44.4 UT

P4 = 18:30.3 UT



AXIS = -0.9837

F1 = 1.2616

F2 = 0.7097

## MOON

RA = 8<sup>h</sup> 54<sup>m</sup> 26.3<sup>s</sup>

DEC = 16° 24' 30.2"

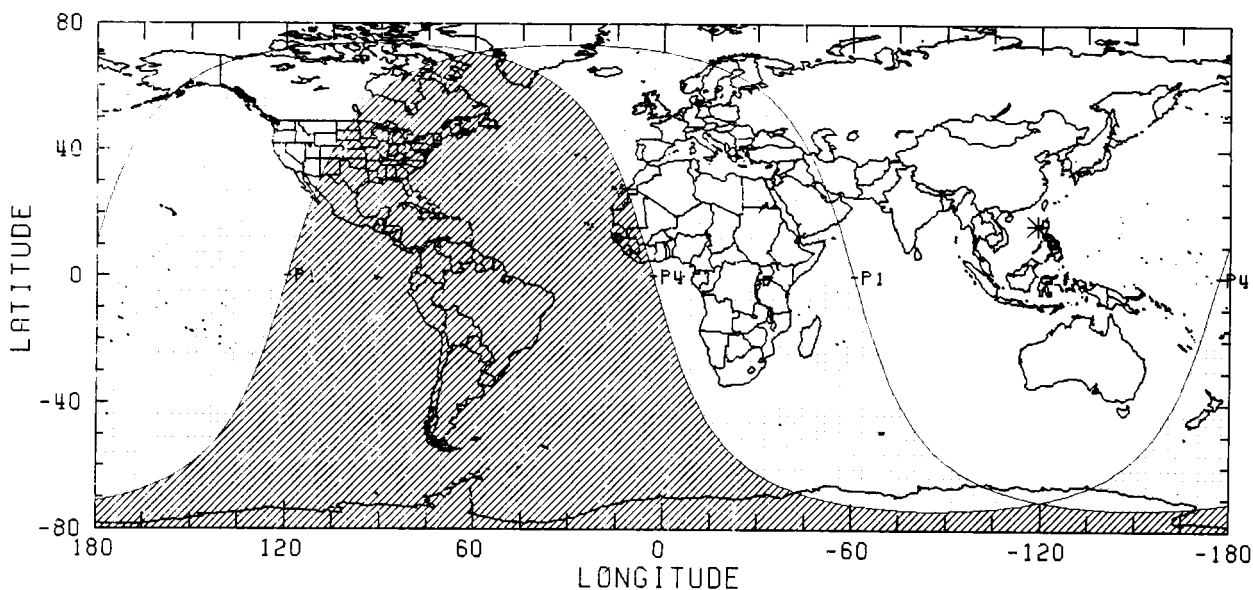
SD = 15' 47.0"

HP = 0° 57' 55.6"

SAROS 114 (58/71)

JD = 2451210.180

$\Delta T = 64.0$  S



# PARTIAL LUNAR ECLIPSE - 28 JUL 1999

MID = 11:33.7 UT

PMAG = 1.4600

UMAG = 0.4016

GAMMA = 0.7863

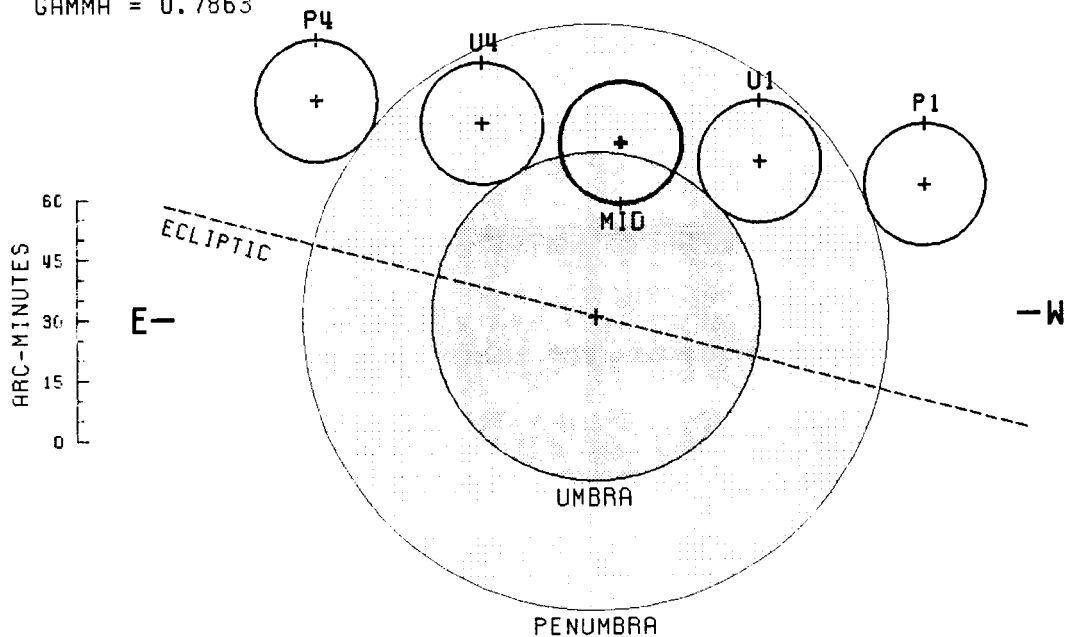
## CONTACTS

P1 = 8:56.1 UT

U1 = 10:21.9 UT

U4 = 12:45.4 UT

P4 = 14:11.1 UT



AXIS =  $0^{\circ}7300$

F1 =  $1^{\circ}2157$

F2 =  $0^{\circ}6801$

## MOON

RA =  $20^{\text{h}}28^{\text{m}}49.3^{\text{s}}$

DEC =  $-18^{\circ}18' - 3.1''$

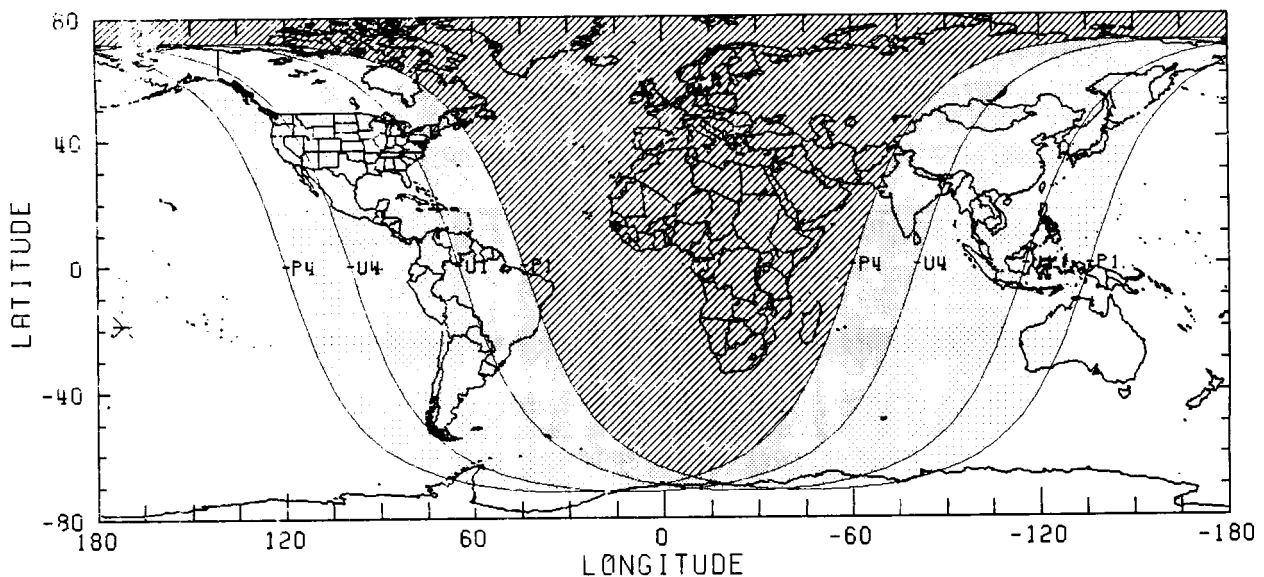
SD =  $15'10.7''$

HP =  $0^{\circ}55'42.5''$

SAROS 119 (61/83)

JD = 2451387.982

$\Delta T = 64.4 \text{ S}$

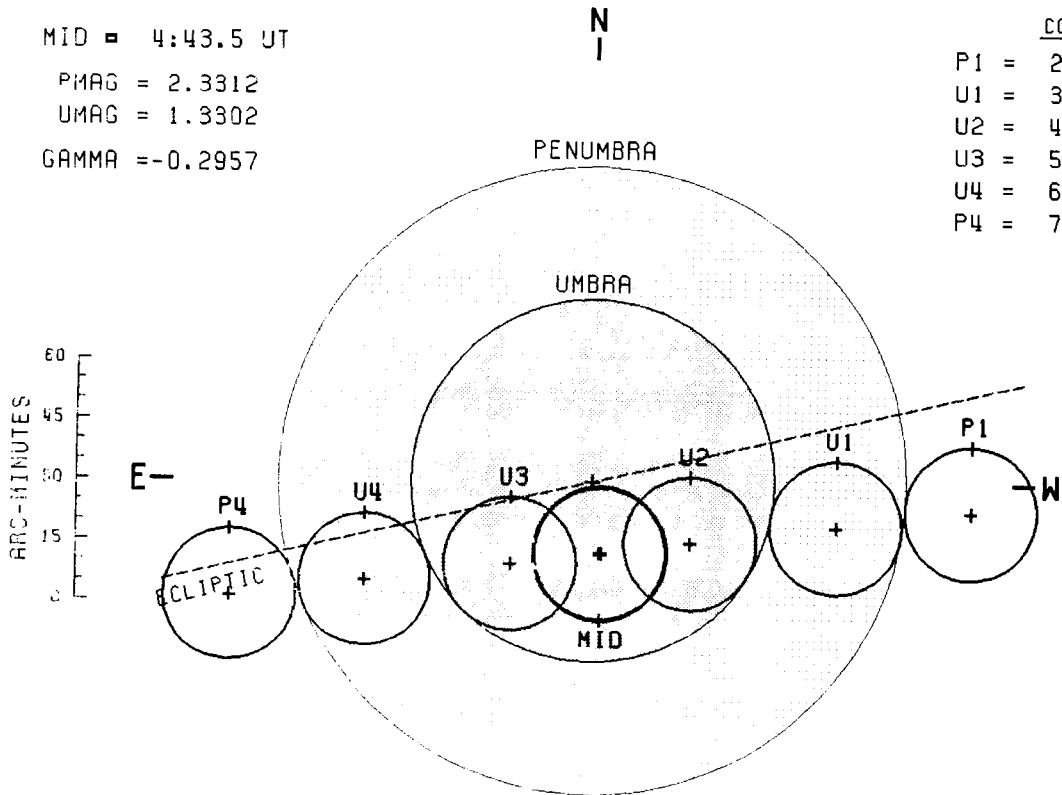


# TOTAL LUNAR ECLIPSE - 21 JAN 2000

MID = 4:43.5 UT  
 PMAG = 2.3312  
 UMAG = 1.3302  
 GAMMA = -0.2957

### CONTACTS

P1 = 2: 2.7 UT  
 U1 = 3: 1.3 UT  
 U2 = 4: 4.4 UT  
 U3 = 5:22.4 UT  
 U4 = 6:25.6 UT  
 P4 = 7:24.3 UT



AXIS = -0.2995  
 F1 = 1.3104  
 F2 = 0.7578

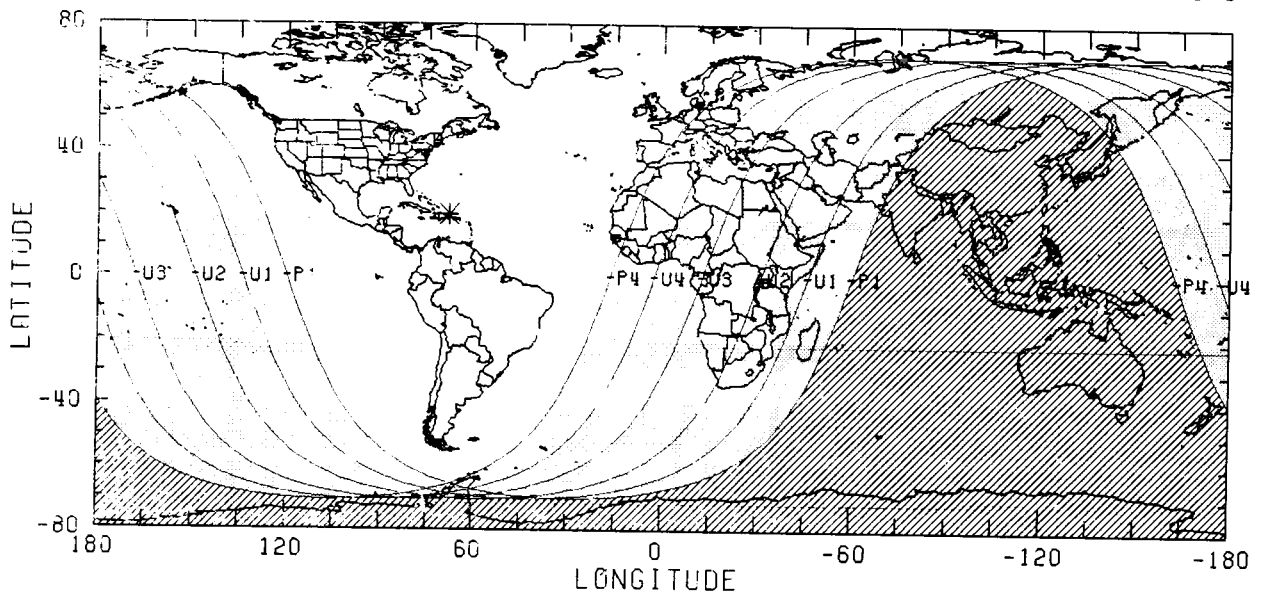
### MOON

RA = 8<sup>h</sup> 10<sup>m</sup> 23.99  
 DEC = 19° 45' 29.7  
 SD = 16' 33.7  
 HP = 1° 0' 46.8

SAROS 124 (48/74)

JD = 2451564.698

$\Delta T$  = 64.8 S



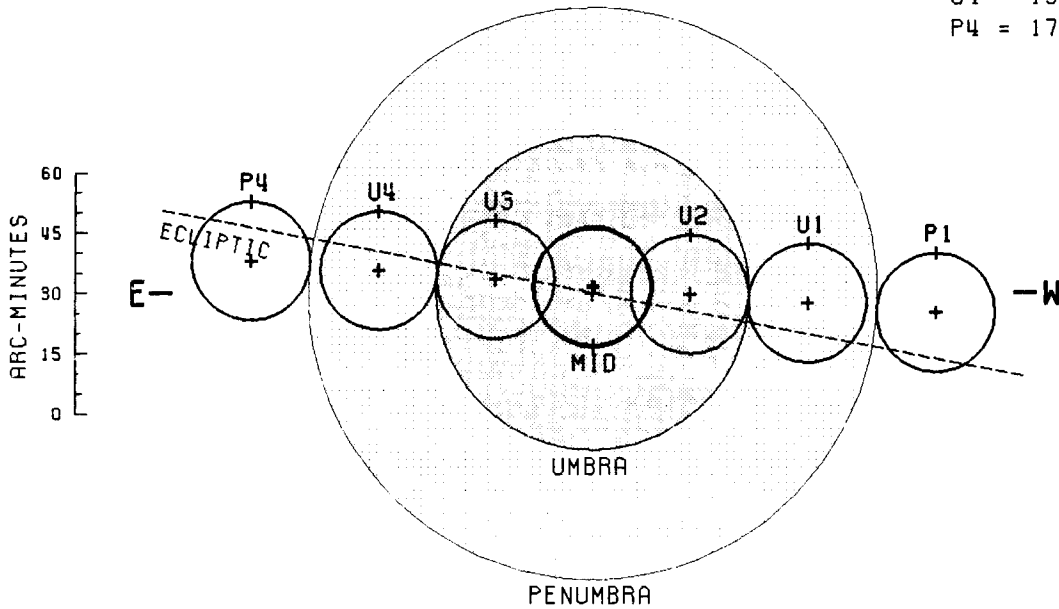
# TOTAL LUNAR ECLIPSE - 16 JUL 2000

MID = 13:55.5 UT  
 PMAG = 2.8636  
 UMAG = 1.7731  
 GAMMA = 0.0301

N  
|

CONTACTS

P1 = 10:46.4 UT  
 U1 = 11:57.0 UT  
 U2 = 13: 1.8 UT  
 U3 = 14:49.2 UT  
 U4 = 15:54.1 UT  
 P4 = 17: 4.7 UT



AXIS = 0°02'71  
 F1 = 1°18'68  
 F2 = 0°65'18

|  
S

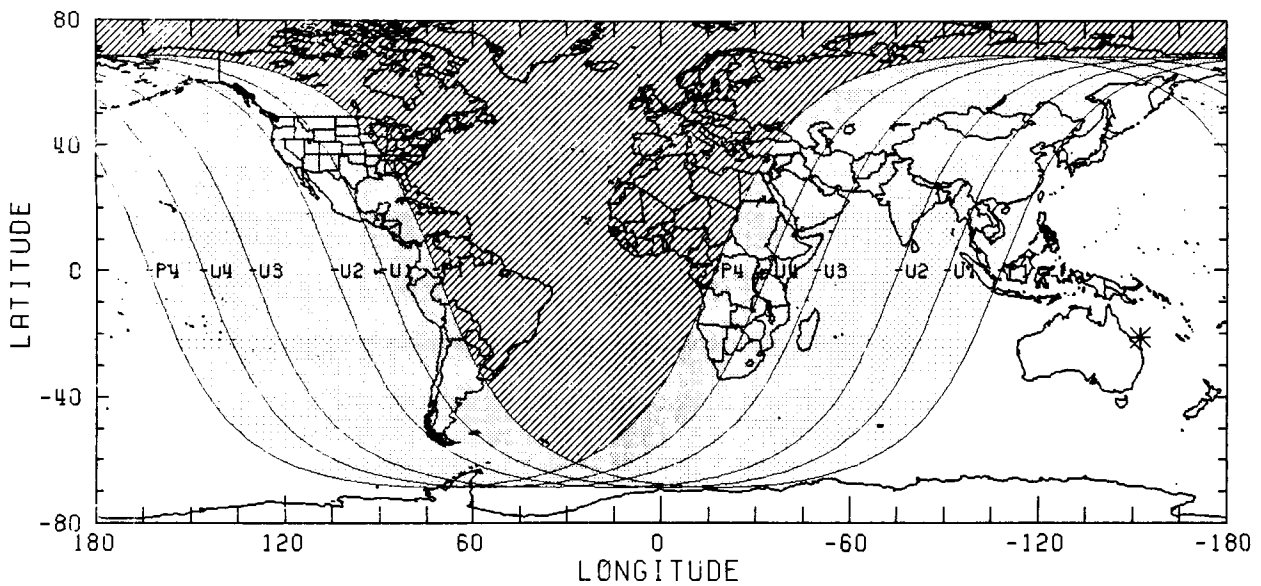
MOON

RA = 19<sup>h</sup> 44<sup>m</sup> 54.<sup>s</sup>1  
 DEC = -21° 13' 25."<sup>3</sup>  
 SD = 14' 43."<sup>2</sup>  
 HP = 0° 54' 1."<sup>2</sup>

SAROS 129 (37/71)

JD = 2451742.081

$\Delta T = 65.2$  S

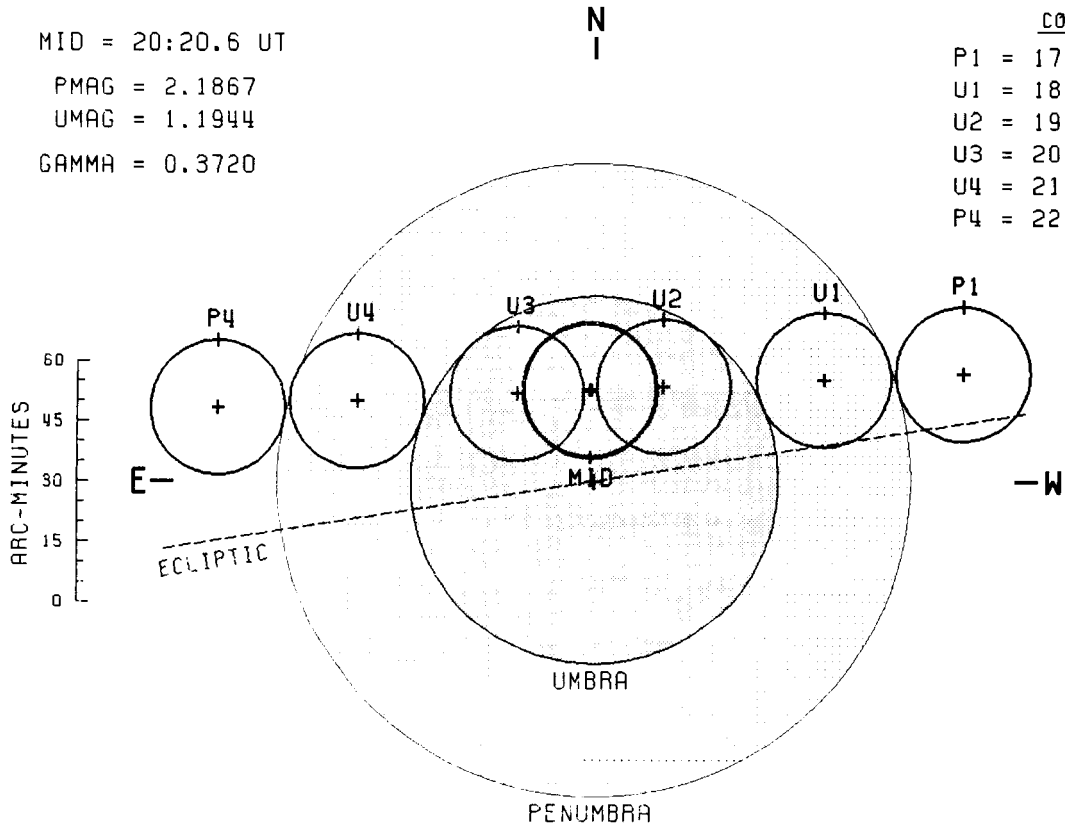


# TOTAL LUNAR ECLIPSE - 9 JAN 2001

MID = 20:20.6 UT  
 PMAG = 2.1867  
 UMAG = 1.1944  
 GAMMA = 0.3720

CONTACTS

P1 = 17:43.4 UT  
 U1 = 18:41.9 UT  
 U2 = 19:49.6 UT  
 U3 = 20:51.6 UT  
 U4 = 21:59.2 UT  
 P4 = 22:57.7 UT



AXIS =  $0^{\circ}38'04''$   
 F1 =  $1^{\circ}32'03''$   
 F2 =  $0^{\circ}76'73''$

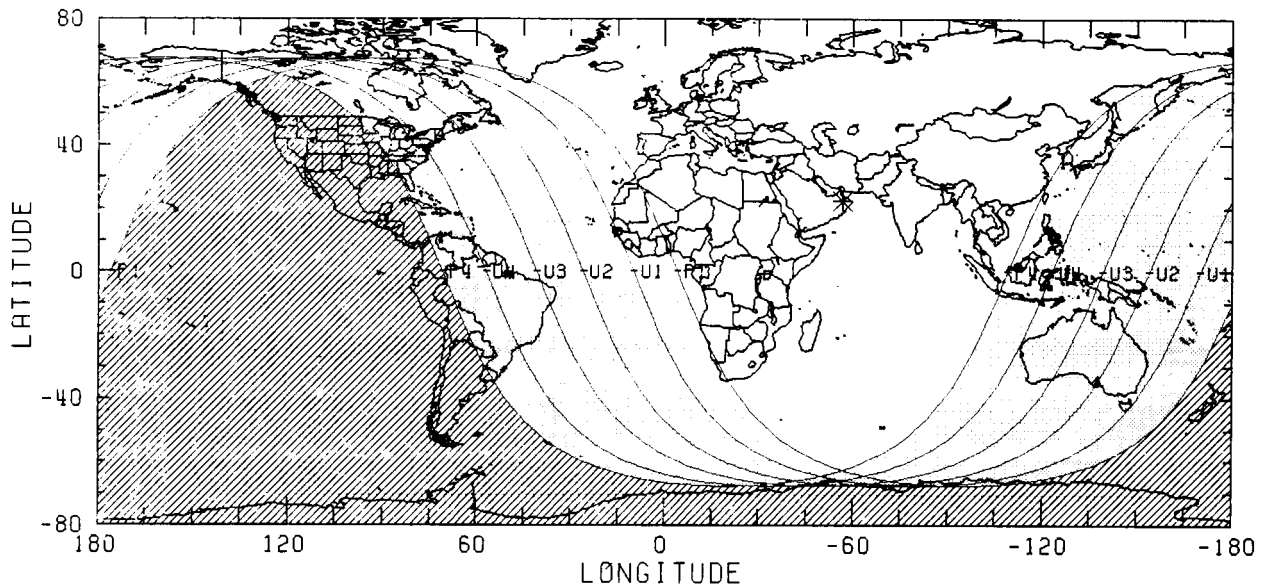
MOON

RA =  $7^{\text{h}}25^{\text{m}}7.9^{\text{s}}$   
 DEC =  $22^{\circ}22'46.5''$   
 SD =  $16'43.0''$   
 HP =  $1^{\circ}1'21.1''$

SAROS 134 (26/73)

JD = 2451919.348

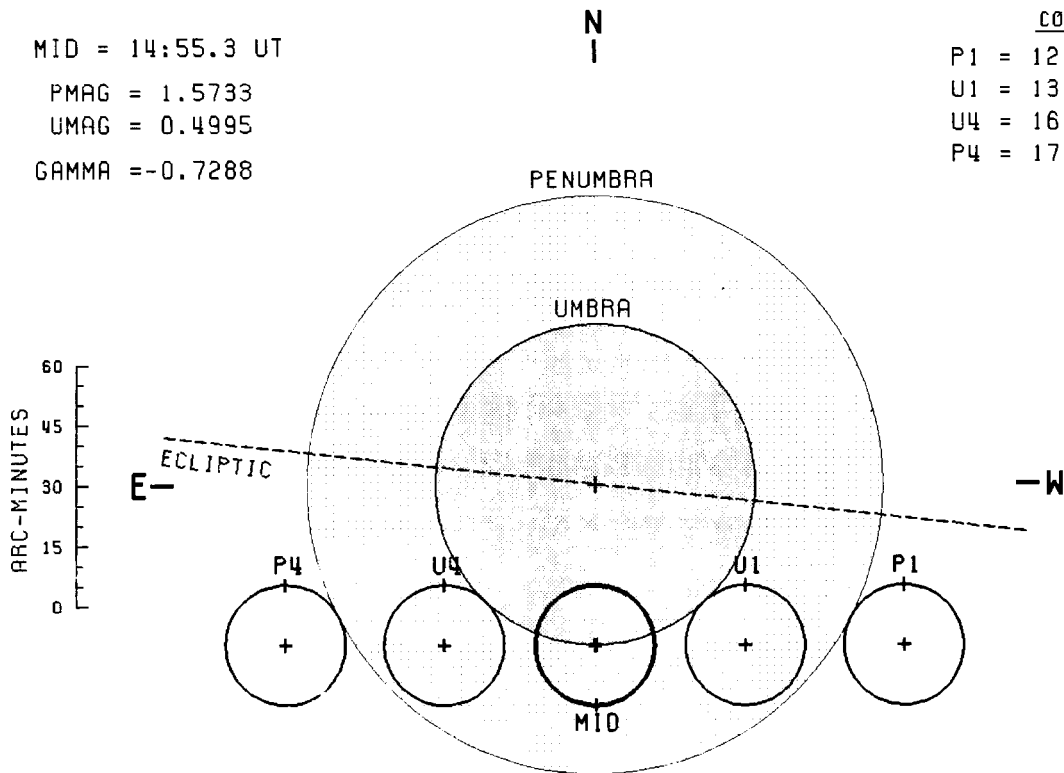
$\Delta T = 65.6 \text{ S}$



# PARTIAL LUNAR ECLIPSE - 5 JUL 2001

MID = 14:55.3 UT  
 PMAG = 1.5733  
 UMAG = 0.4995  
 GAMMA = -0.7288

CONTACTS  
 P1 = 12:10.7 UT  
 U1 = 13:35.1 UT  
 U4 = 16:15.3 UT  
 P4 = 17:39.9 UT



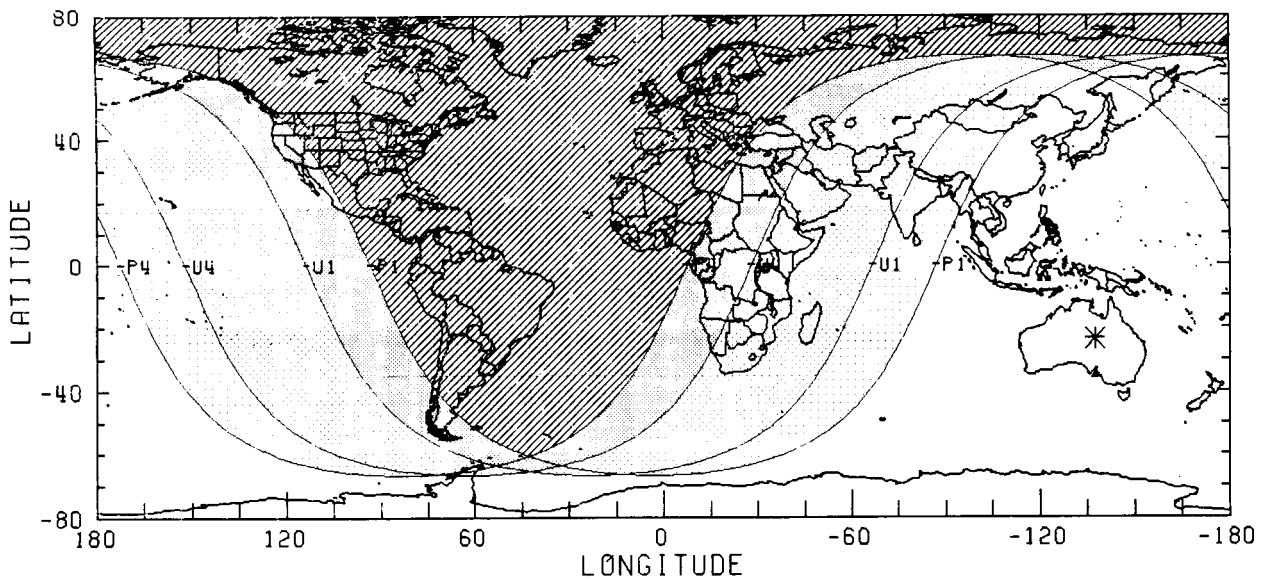
AXIS = -0°6660  
 F1 = 1°2006  
 F2 = 0°6658

MOON  
 RA = 18<sup>h</sup> 59<sup>m</sup> 16.<sup>s</sup>6  
 DEC = -23° 24' 20.<sup>s</sup>3  
 SD = 14' 56.<sup>s</sup>6  
 HP = 0° 54' 50.<sup>s</sup>4

SAROS 139 (22/82)

JD = 2452096.122

$\Delta T = 66.0$  S





# PENUMBRAL LUNAR ECLIPSE - 30 DEC 2001

MID = 10:29.3 UT

PMAG = 0.9186

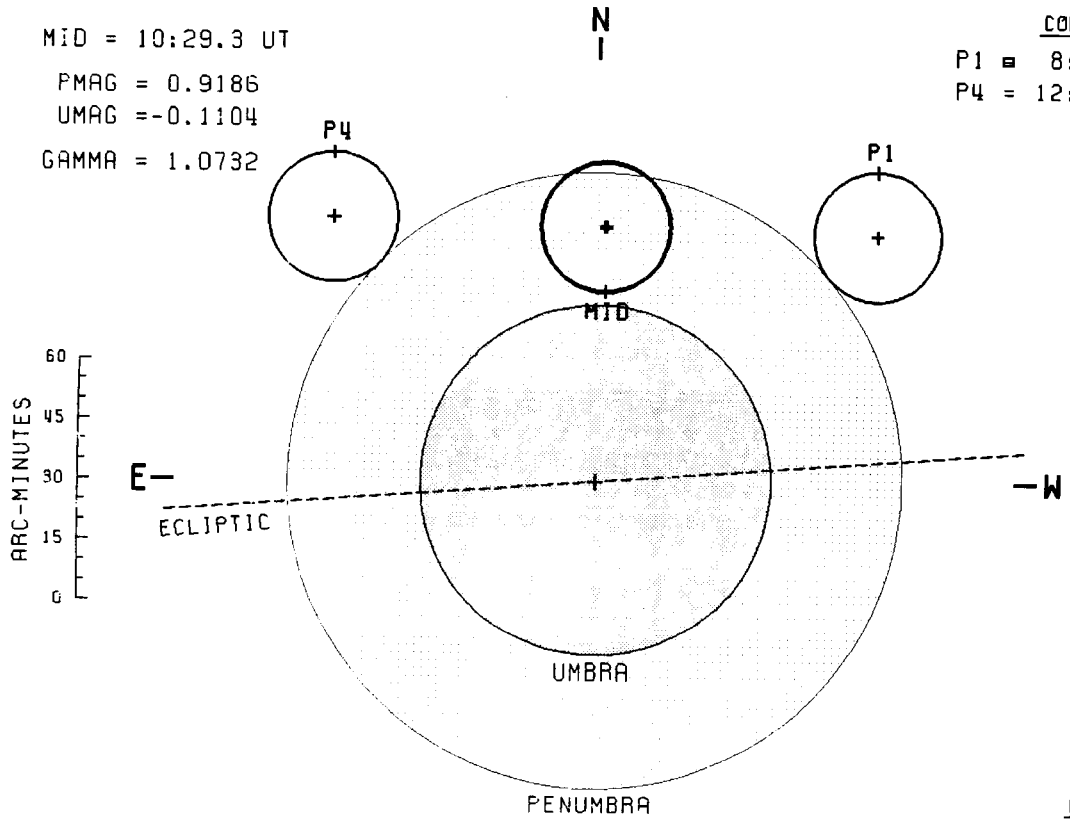
UMAG = -0.1104

GAMMA = 1.0732

CONTACTS

P1 = 8:25.4 UT

P4 = 12:33.2 UT



AXIS = 1.0583

F1 = 1.2833

F2 = 0.7303

MOON

RA = 6<sup>h</sup> 38<sup>m</sup> 7.<sup>s</sup>6

DEC = 24° 12' 19."1

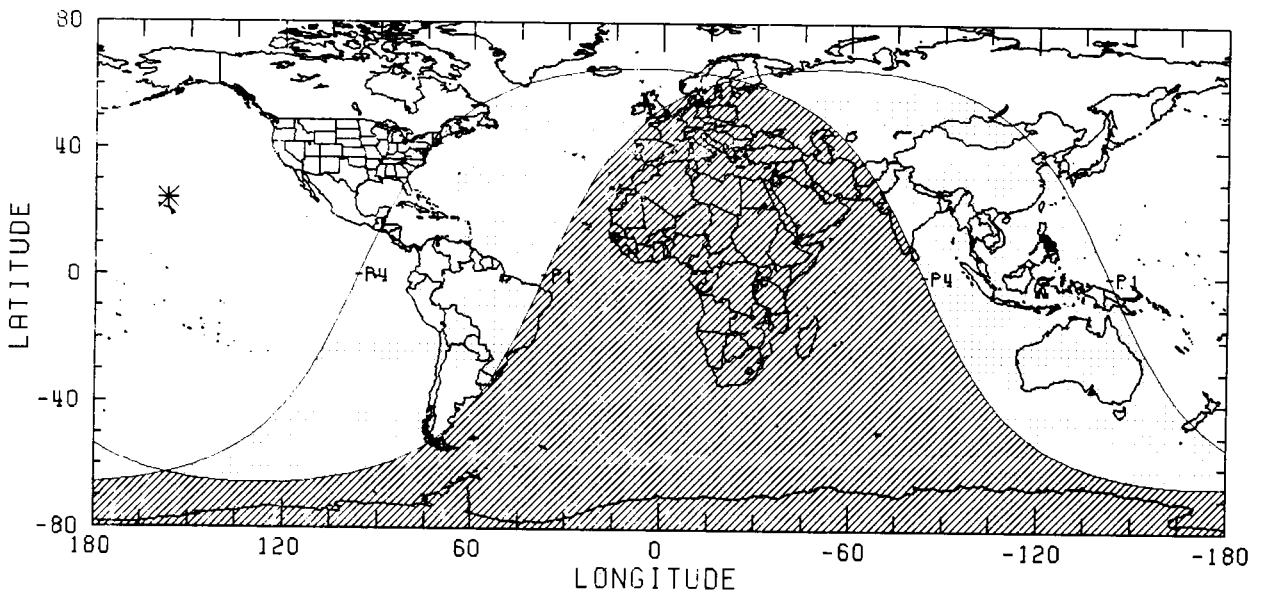
SD = 16' 7."4

HP = 0° 59' 10."2

SAROS 144 (15/71)

JD = 2452273.938

ΔT = 66.3 S

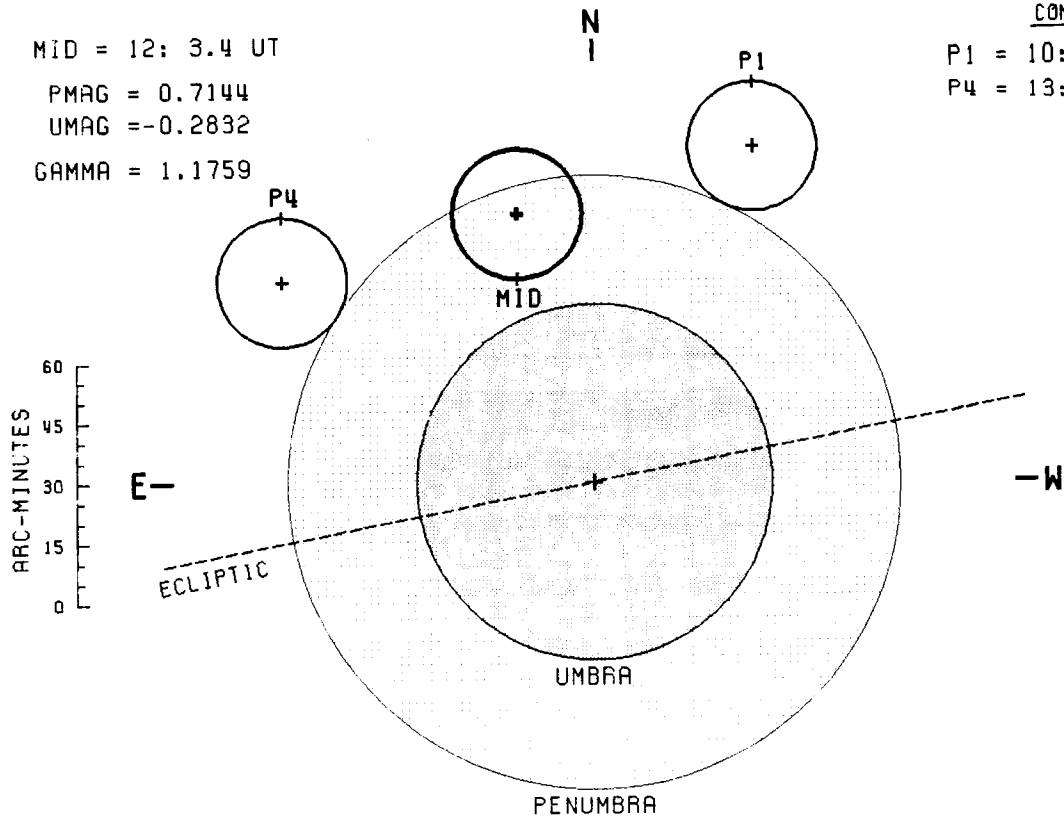


# PENUMBRAL LUNAR ECLIPSE - 26 MAY 2002

MID = 12: 3.4 UT  
 PMAG = 0.7144  
 UMAG = -0.2832  
 GAMMA = 1.1759

### CONTACTS

P1 = 10:12.9 UT  
 P4 = 13:54.0 UT



AXIS =  $1^{\circ}16'09''$   
 F1 =  $1^{\circ}27'63''$   
 F2 =  $0^{\circ}7'395''$

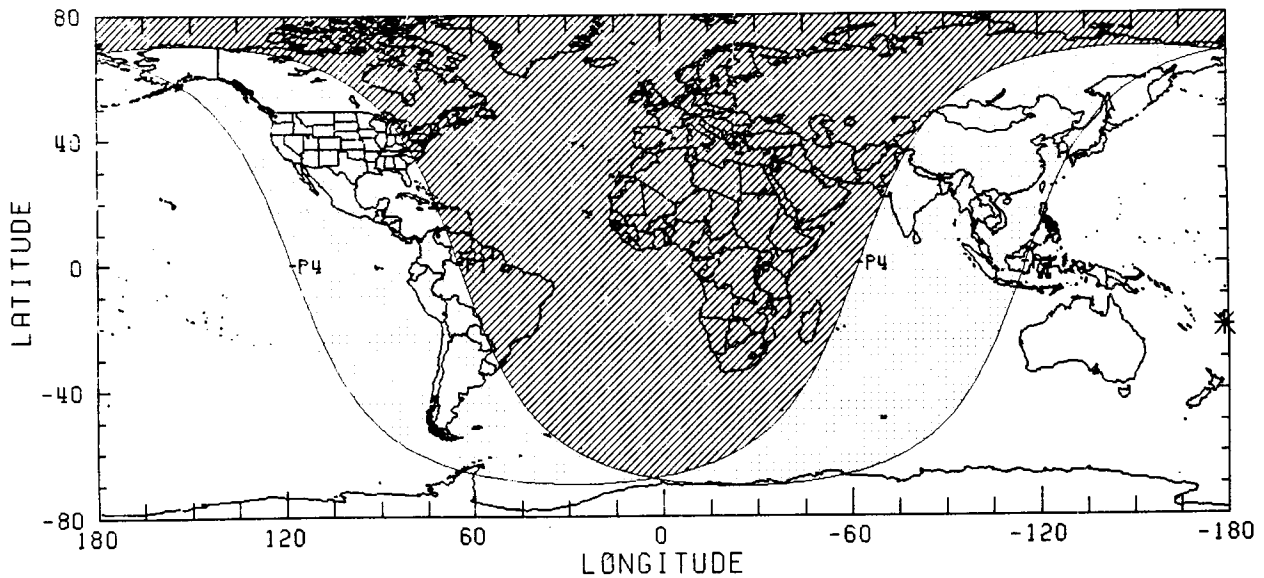
### MOON

RA =  $16^{\text{h}} 13^{\text{m}} 52.5^{\text{s}}$   
 DEC =  $-20^{\circ} -1' 35.6''$   
 SD =  $16' 8.5''$   
 HP =  $0^{\circ} 59' 14.5''$

SAROS 111 (66/71)

JD = 2452421.003

$\Delta T = 66.7 \text{ S}$



# PENUMBRAL LUNAR ECLIPSE - 24 JUN 2002

MID = 21:27.1 UT

PMAG = 0.2347

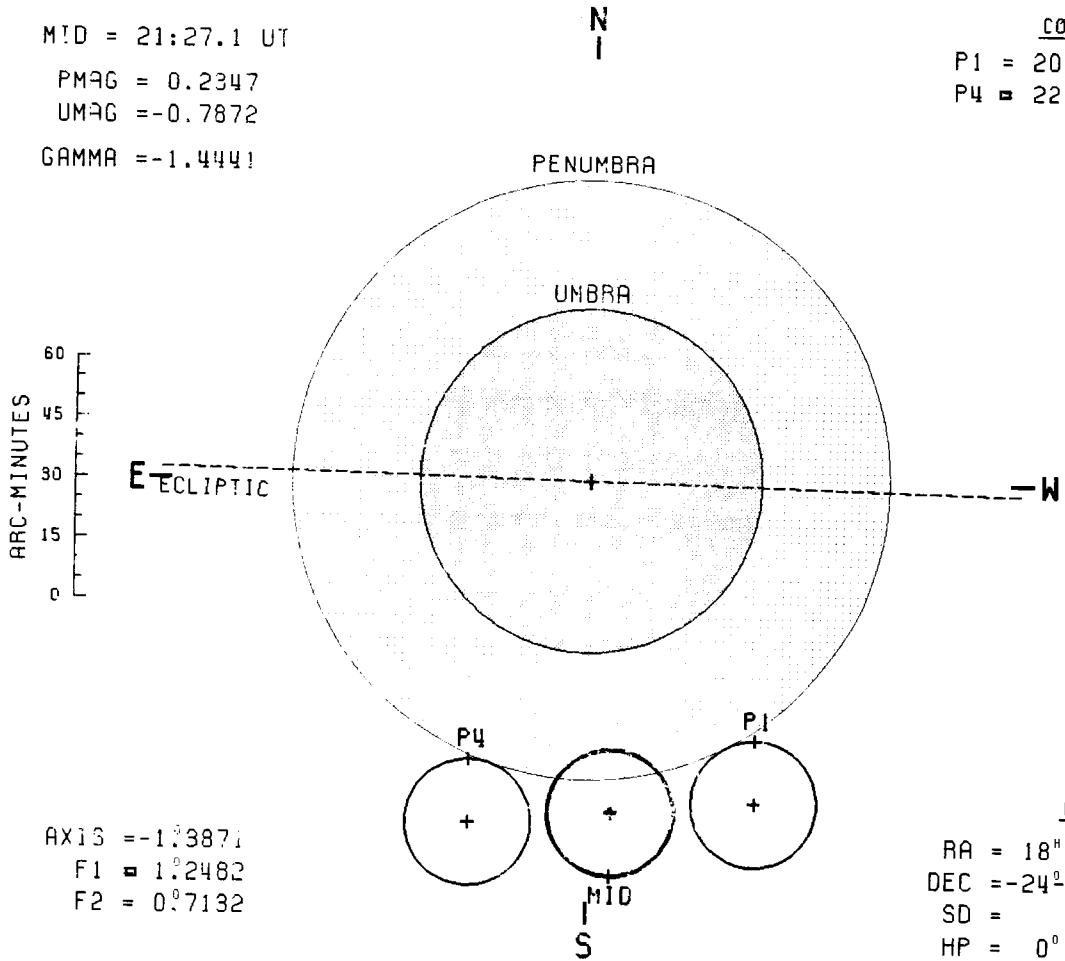
UMAG = -0.7872

GAMMA = -1.4441

CONTACTS

P1 = 20:18.6 UT

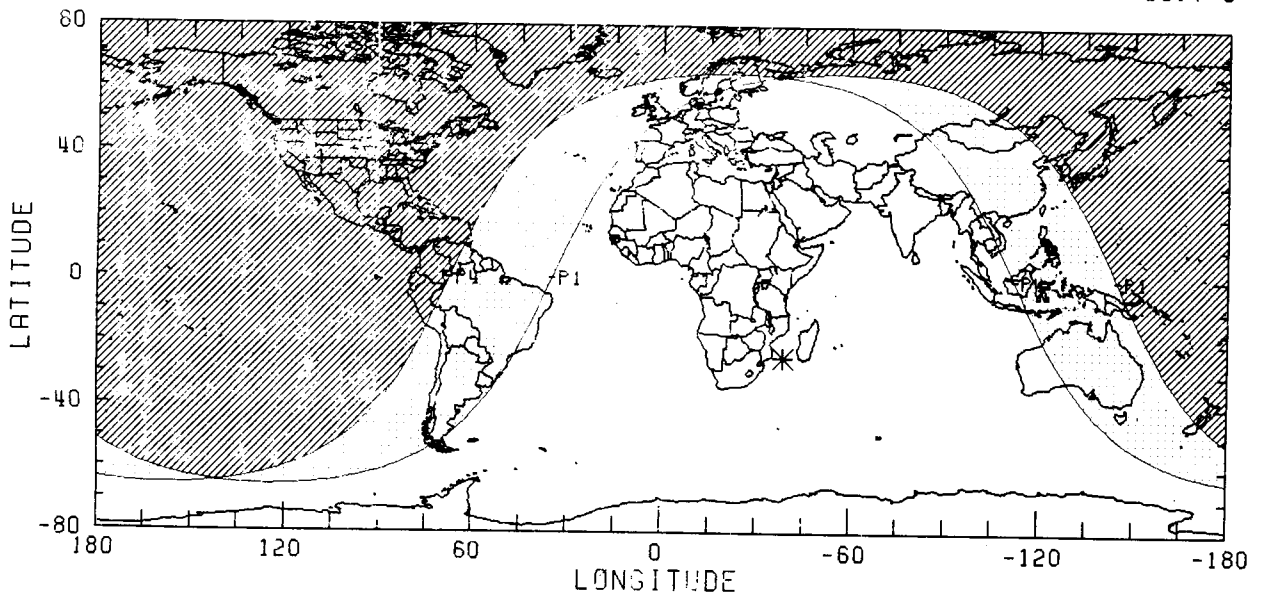
P4 = 22:35.2 UT



SAROS 149 ( 2/72)

JD = 2452450.395

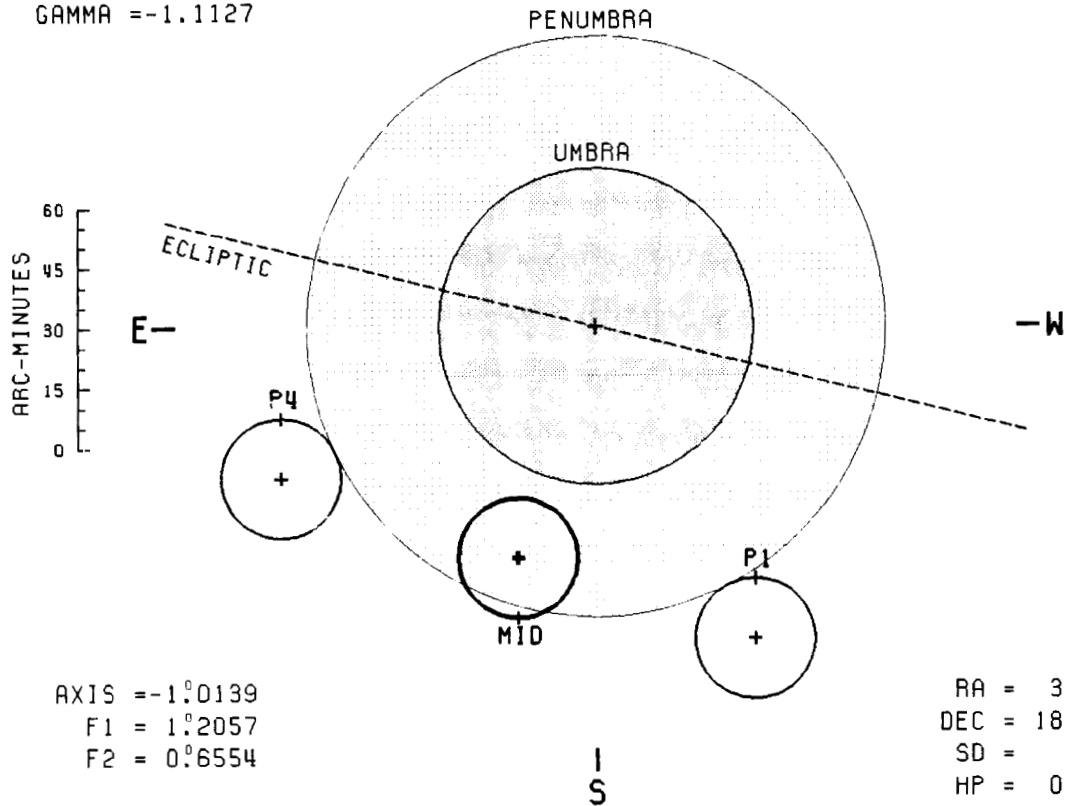
$\Delta T = 66.7 S$



# PENUMBRAL LUNAR ECLIPSE - 20 NOV 2002

MID = 1:46.5 UT  
 PMAG = 0.8862  
 UMAG = -0.2219  
 GAMMA = -1.1127

CONTACTS  
 P1 = 23:32.1 UT  
 P4 = 4: 1.3 UT



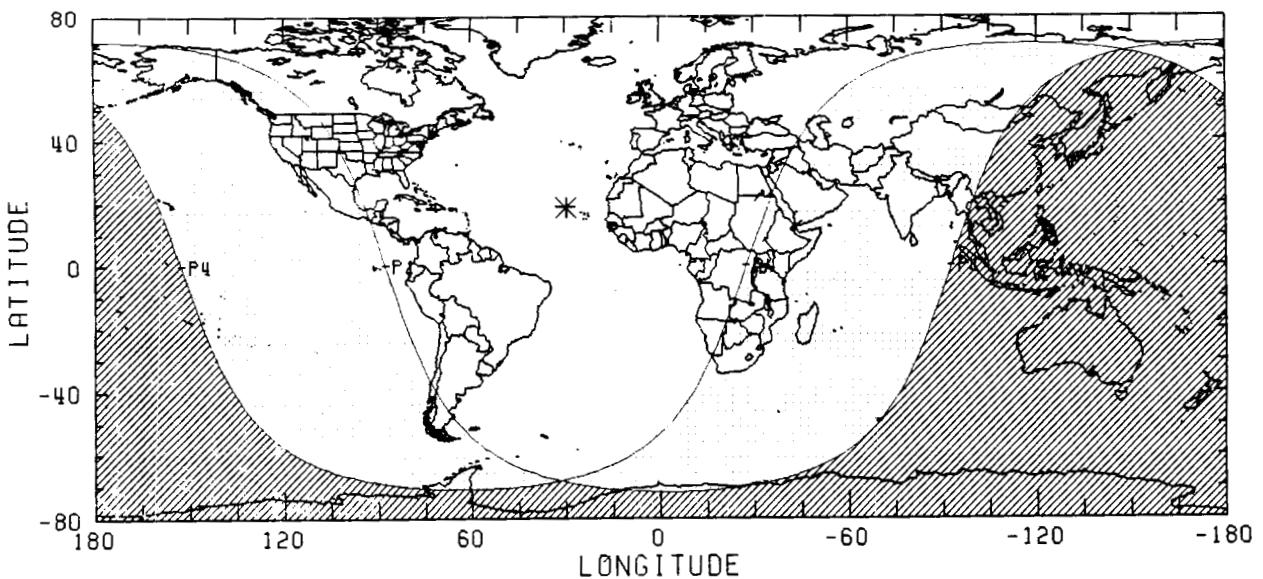
AXIS = -1° 01' 39"  
 F1 = 1° 20' 57"  
 F2 = 0° 65' 54"

MOON  
 RA = 3<sup>h</sup> 42<sup>m</sup> 30.<sup>s</sup>2  
 DEC = 18° 39' 15."0  
 SD = 14' 54."0  
 HP = 0° 54' 40."9

SAROS 116 (57/73)

JD = 2452598.575

$\Delta T = 67.0$  S

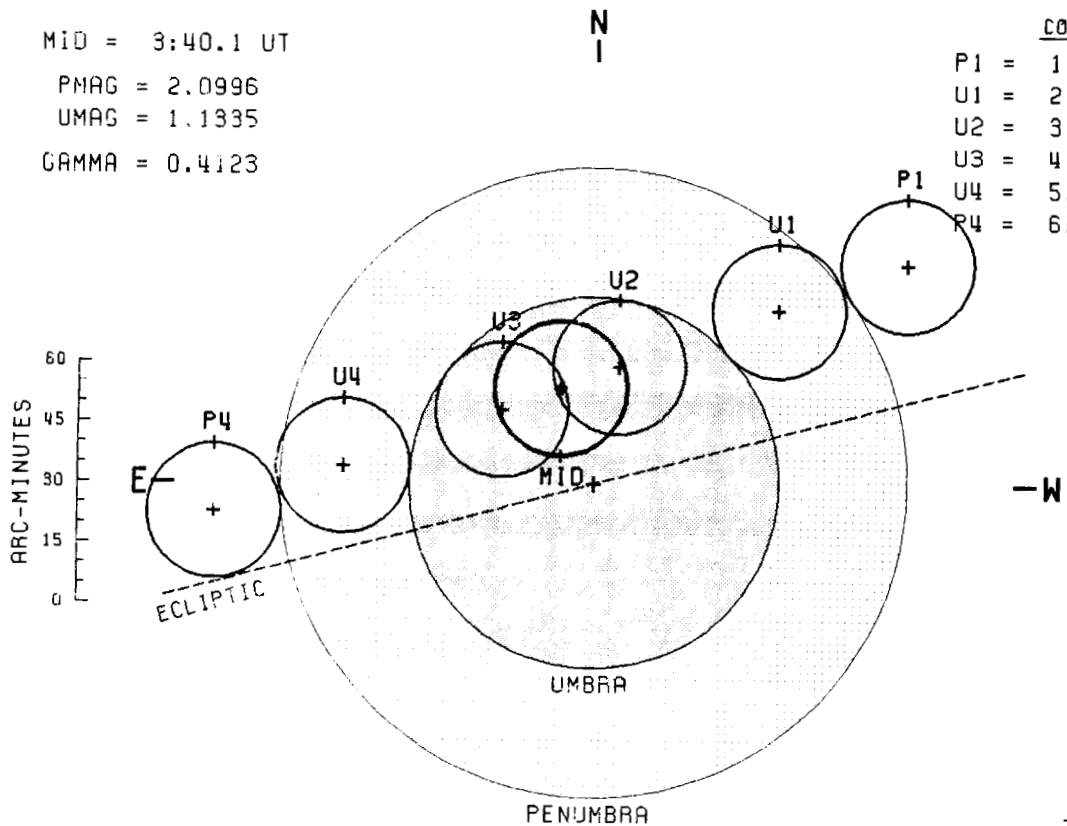


# TOTAL LUNAR ECLIPSE - 16 MAY 2003

MID = 3:40.1 UT  
 PMAG = 2.0996  
 UMAG = 1.1335  
 GAMMA = 0.4123

## CONTACTS

P1 = 1: 5.3 UT  
 U1 = 2: 2.7 UT  
 U2 = 3:14.0 UT  
 U3 = 4: 6.5 UT  
 U4 = 5:17.6 UT  
 P4 = 6:15.0 UT



AXIS =  $0^{\circ}42'12''$   
 F1 =  $1^{\circ}31'18''$   
 F2 =  $0^{\circ}7'39''$

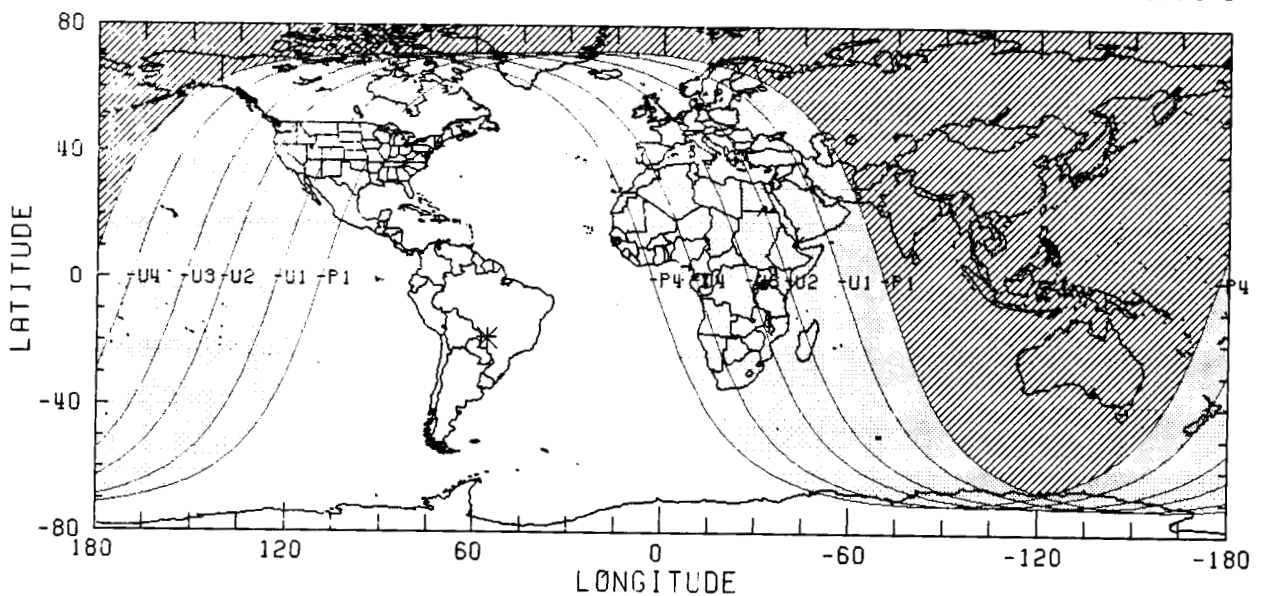
## MOON

RA =  $15^{\text{h}} 30^{\text{m}} 43.0^{\text{s}}$   
 DEC =  $-18^{\circ} 35' 31.7''$   
 SD =  $16' 42.2''$   
 HP =  $1^{\circ} 1' 18.1''$

SAROS 121 (55/84)

JD = 2452775.654

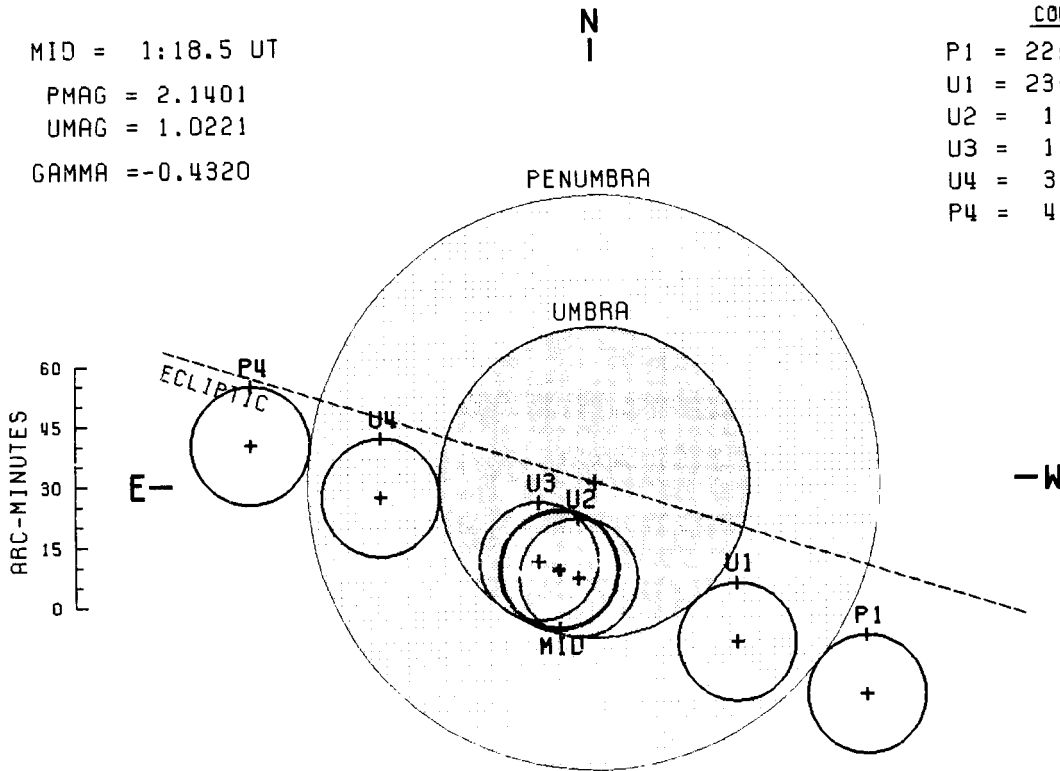
$\Delta T = 67.4 \text{ S}$



# TOTAL LUNAR ECLIPSE - 9 NOV 2003

MID = 1:18.5 UT  
 PMAG = 2.1401  
 UMAG = 1.0221  
 GAMMA = -0.4320

CONTACTS  
 P1 = 22:15.0 UT  
 U1 = 23:32.4 UT  
 U2 = 1: 6.9 UT  
 U3 = 1:30.5 UT  
 U4 = 3: 4.7 UT  
 P4 = 4:22.1 UT



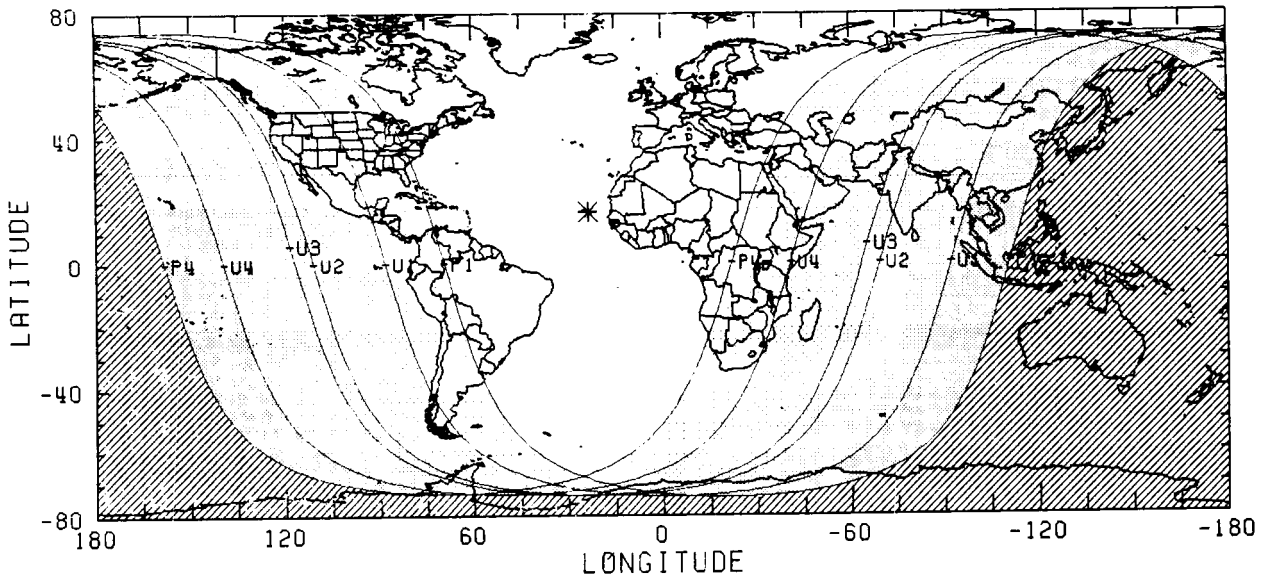
AXIS = -0°38'92"  
 F1 = 1°19'45"  
 F2 = 0°6'455"

MOON  
 RA = 2<sup>h</sup> 55<sup>m</sup> 37.<sup>s</sup>0  
 DEC = 16° 19' 48."4  
 SD = 14' 43."8  
 HP = 0° 54' 3."6

SAROS 126 (45/72)

JD = 2452952.555

$\Delta T = 67.8$  S

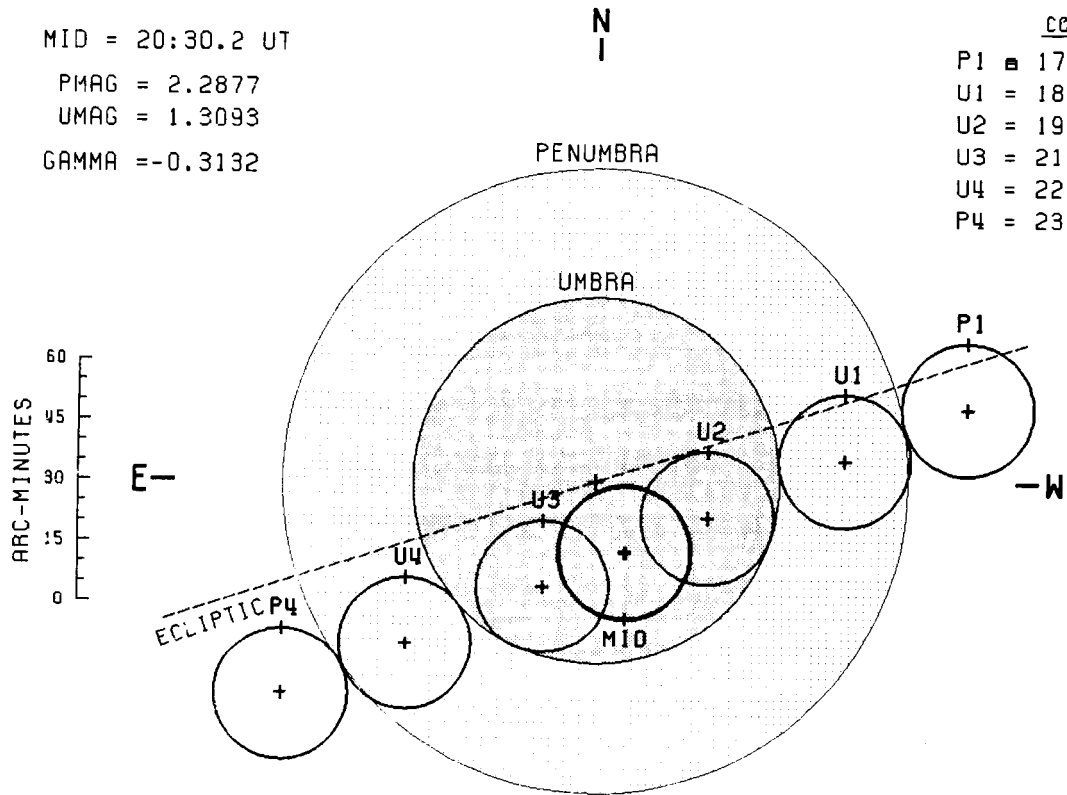


# TOTAL LUNAR ECLIPSE - 4 MAY 2004

MID = 20:30.2 UT  
 PMAG = 2.2877  
 UMAG = 1.3093  
 GAMMA = -0.3132

CONTACTS

P1 = 17:50.6 UT  
 U1 = 18:48.1 UT  
 U2 = 19:51.8 UT  
 U3 = 21: 8.2 UT  
 U4 = 22:12.2 UT  
 P4 = 23: 9.6 UT



AXIS = -0° 31' 6.7"  
 F1 = 1° 30' 19"  
 F2 = 0° 7' 6.27"

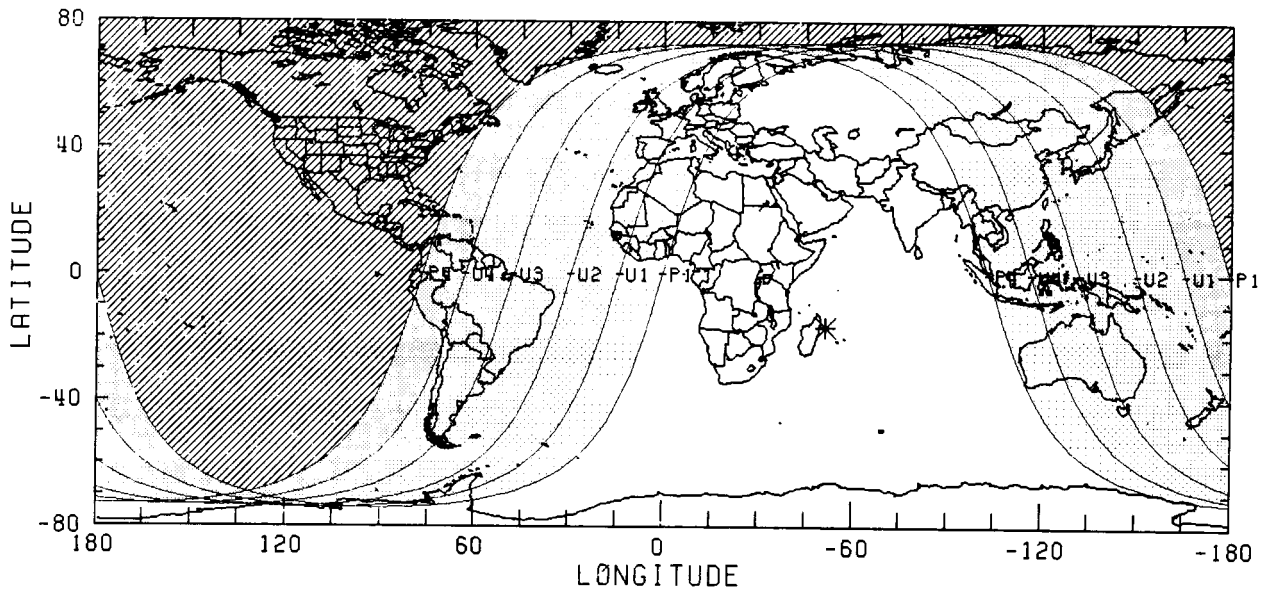
MOON

RA = 14<sup>h</sup> 48<sup>m</sup> 25.<sup>s</sup>1  
 DEC = -16° 32' 22."5  
 SD = 16' 32."0  
 HP = 1° 0' 40."8

SAROS 131 (33/72)

JD = 2453130.355

$\Delta T$  = 68.2 S



# TOTAL LUNAR ECLIPSE - 28 OCT 2004

MID = 3: 4.0 UT

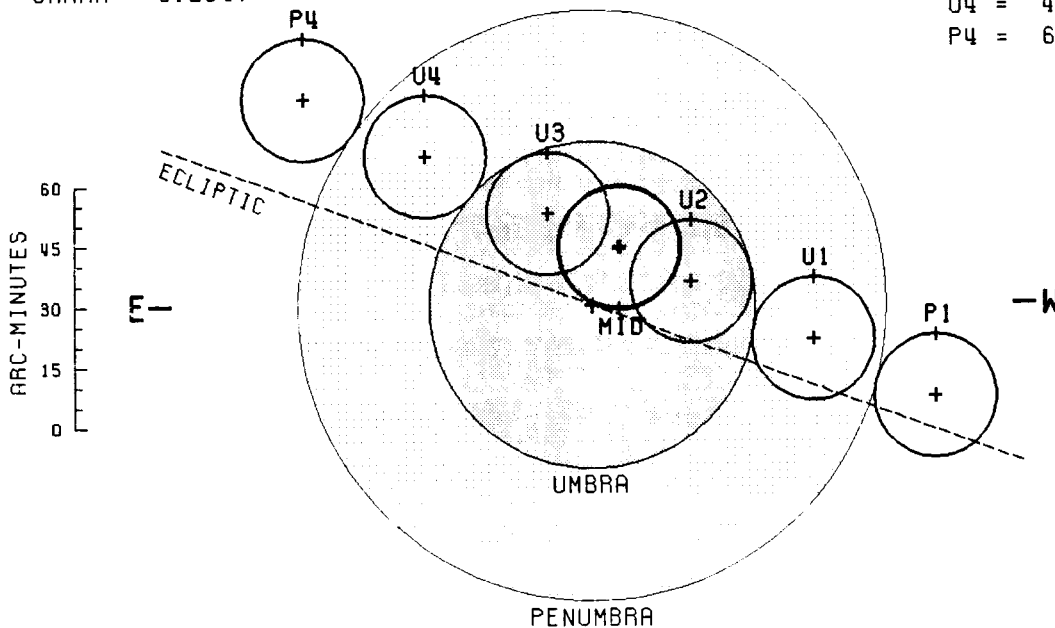
PMAG = 2.3896

UMAG = 1.3129

GAMMA = 0.2847

CONTACTS

P1 = 0: 5.3 UT  
 U1 = 1: 14.1 UT  
 U2 = 2: 23.2 UT  
 U3 = 3: 44.5 UT  
 U4 = 4: 53.7 UT  
 P4 = 6: 2.7 UT



AXIS = 0°2655  
 F1 = 1°2262  
 F2 = 0°6788

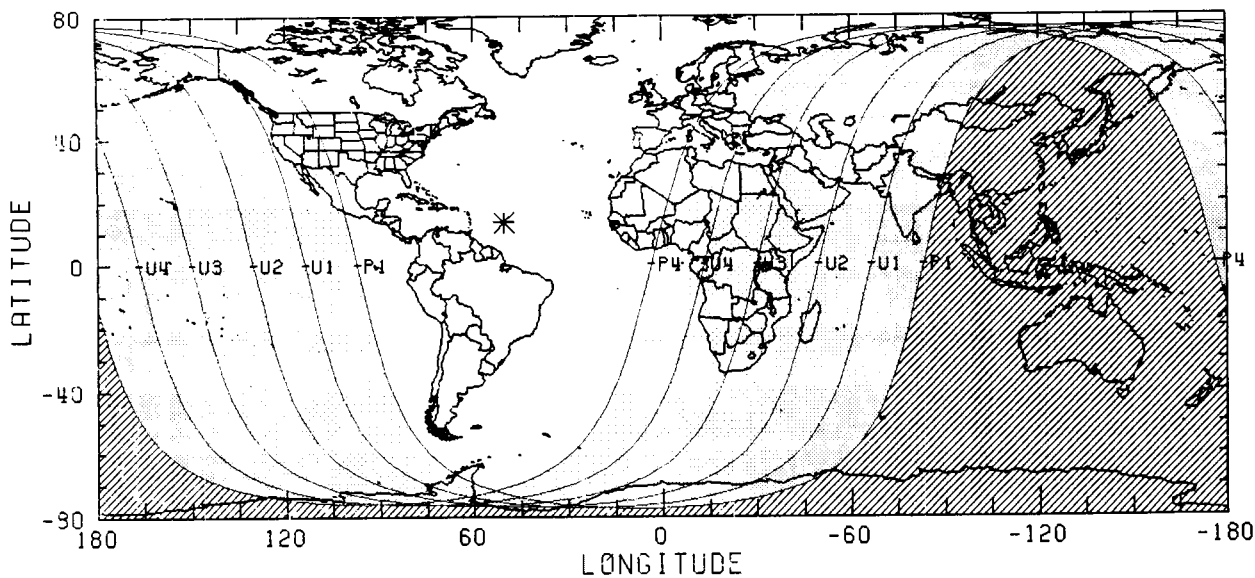
MOON

RA = 2<sup>h</sup> 10<sup>m</sup> 32.<sup>s</sup>6  
 DEC = 13° 26' 29."3  
 SD = 15' 15."1  
 HP = 0° 55' 58."4

SAROS 136 (19/72)

JD = 2453306.629

ΔT = 68.6 S





# PENUMBRAL LUNAR ECLIPSE - 24 APR 2005

MID = 9:54.8 UT

PMAG = 0.8904

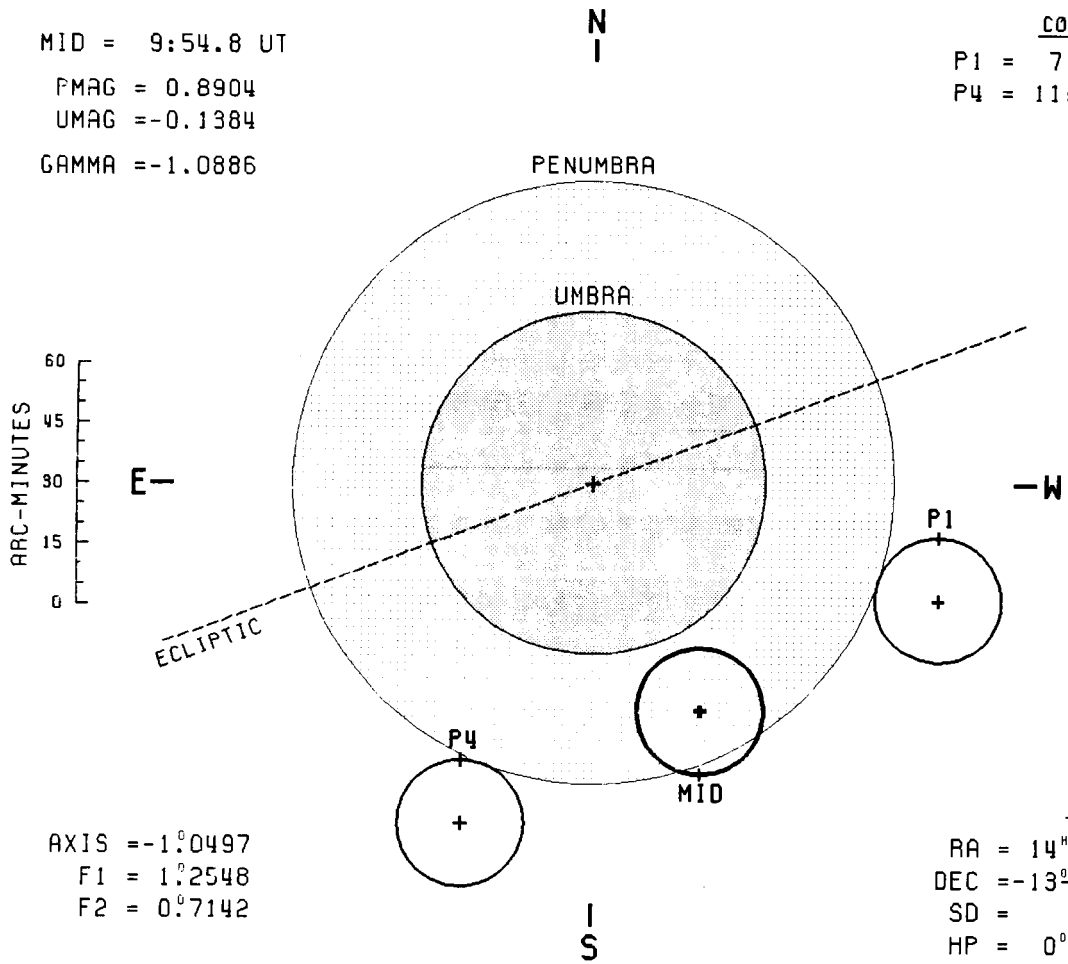
UMAG = -0.1384

GAMMA = -1.0886

CONTACTS

P1 = 7:49.6 UT

P4 = 11:59.6 UT



AXIS =  $-1^{\circ}04'97''$

F1 =  $1^{\circ}25'48''$

F2 =  $0^{\circ}71'42''$

MOON

RA =  $14^{\text{h}} 6^{\text{m}} 23.5^{\text{s}}$

DEC =  $-13^{\circ}54'32.9''$

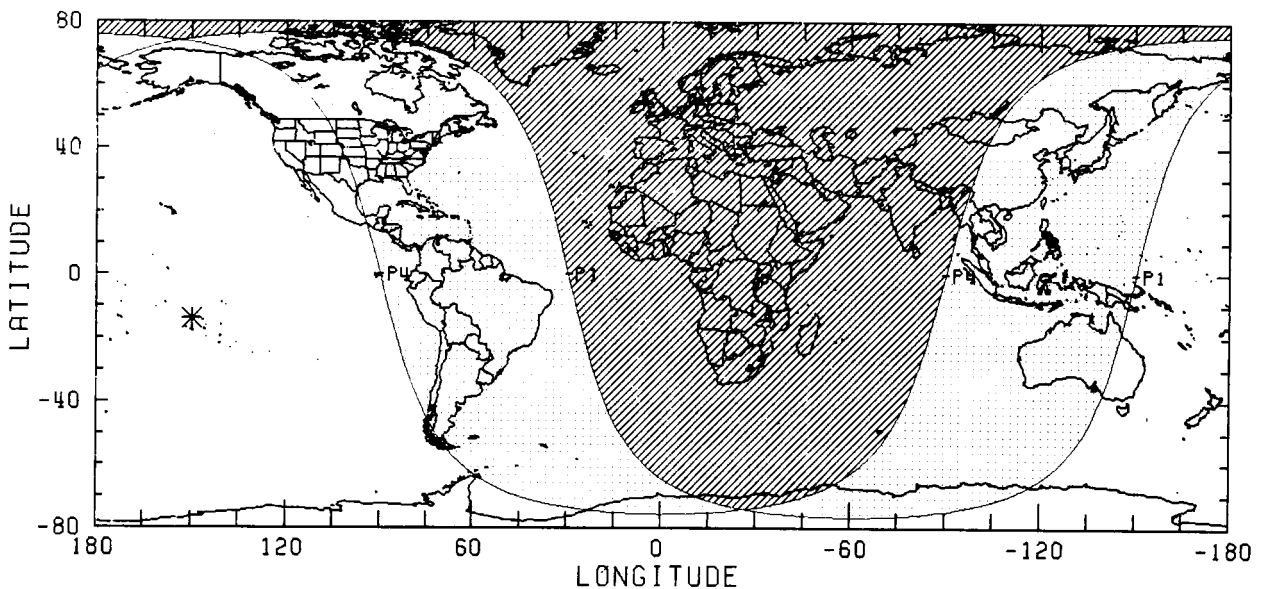
SD =  $15'46.0''$

HP =  $0^{\circ}57'51.8''$

SAROS 141 (23/73)

JD = 2453484.914

$\Delta T = 69.0 \text{ S}$

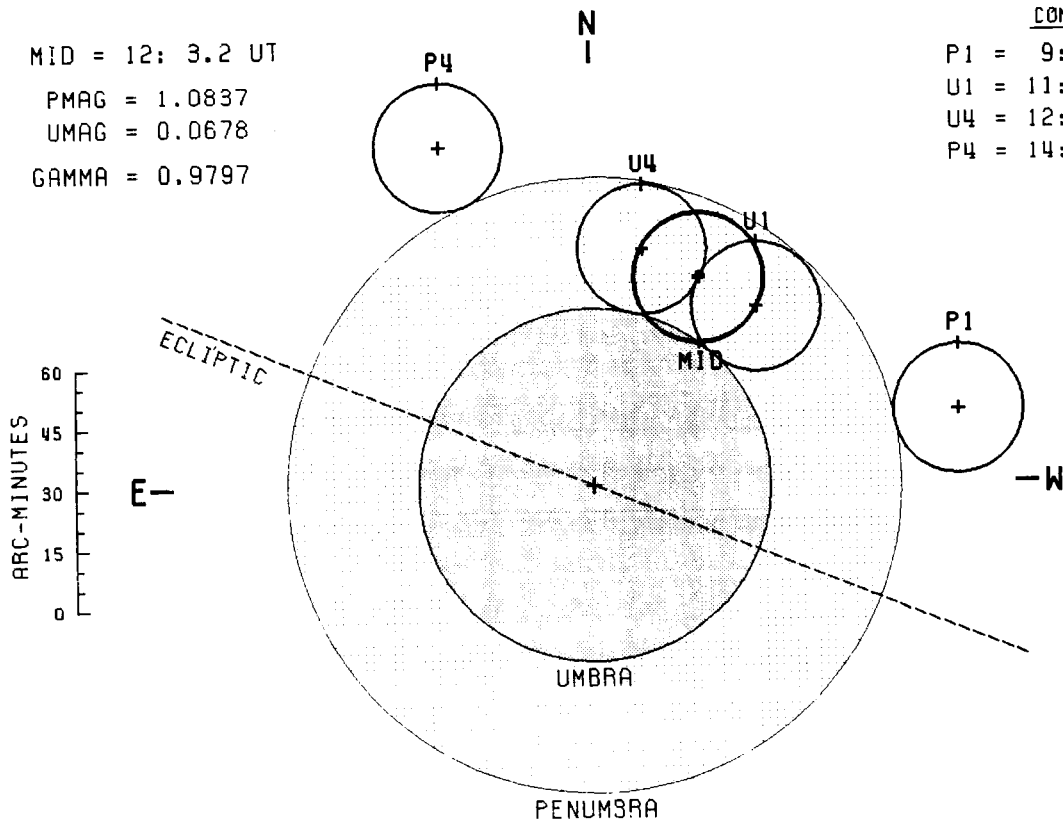


# PARTIAL LUNAR ECLIPSE - 17 OCT 2005

MID = 12: 3.2 UT  
 PMAG = 1.0837  
 UMAG = 0.0678  
 GAMMA = 0.9797

### CONTACTS

P1 = 9:51.2 UT  
 U1 = 11:34.0 UT  
 U4 = 12:31.7 UT  
 P4 = 14:14.9 UT



AXIS =  $0^{\circ}9656$   
 F1 =  $1^{\circ}2792$   
 F2 =  $0^{\circ}7334$

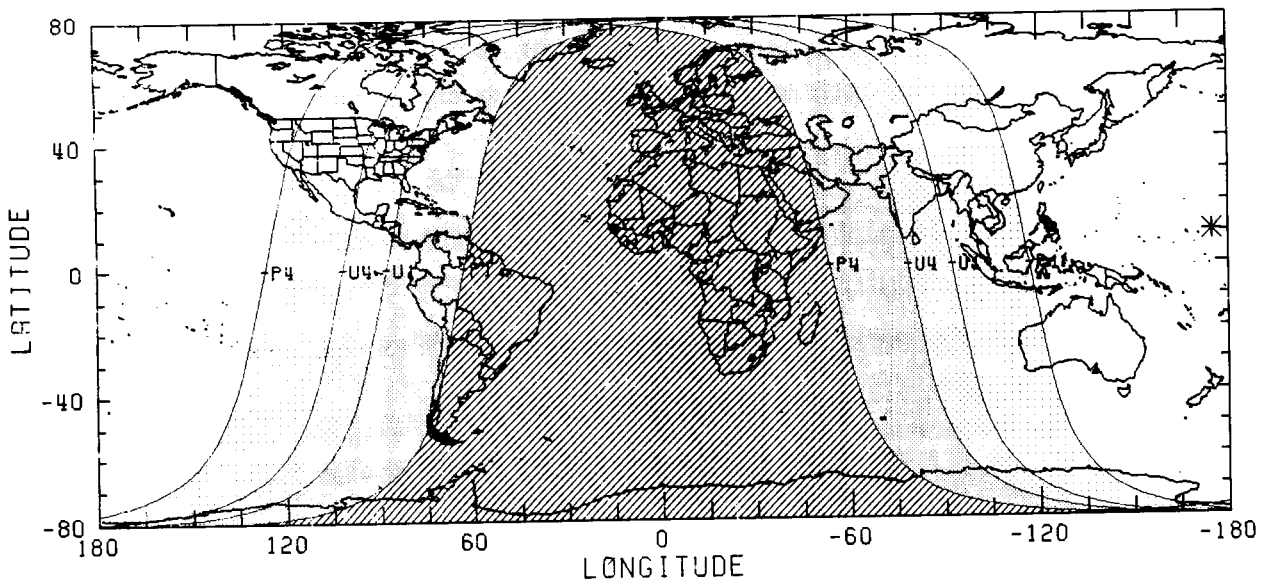
### MOON

RA =  $1^{\text{h}}27^{\text{m}}54^{\text{s}}.1$   
 DEC =  $10^{\circ}15'00.9''$   
 SD =  $16'6.9''$   
 HP =  $0^{\circ}59'8.7''$

SAROS 146 (10/72)

JD = 2453661.003

$\Delta T = 69.4 \text{ S}$

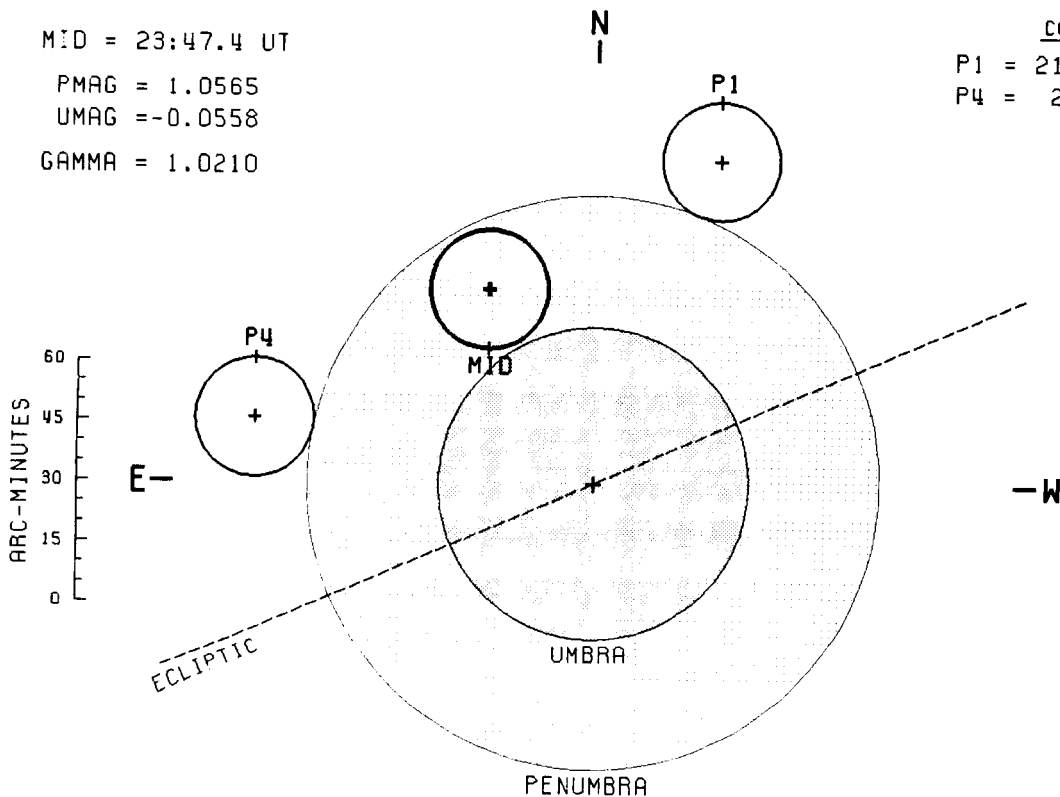


# PENUMBRAL LUNAR ECLIPSE - 14 MAR 2006

MID = 23:47.4 UT  
 PMAG = 1.0565  
 UMAG = -0.0558  
 GAMMA = 1.0210

CONTACTS

P1 = 21:21.6 UT  
 P4 = 2:13.7 UT



AXIS =  $0^{\circ}9211$   
 F1 =  $1^{\circ}1946$   
 F2 =  $0^{\circ}6479$

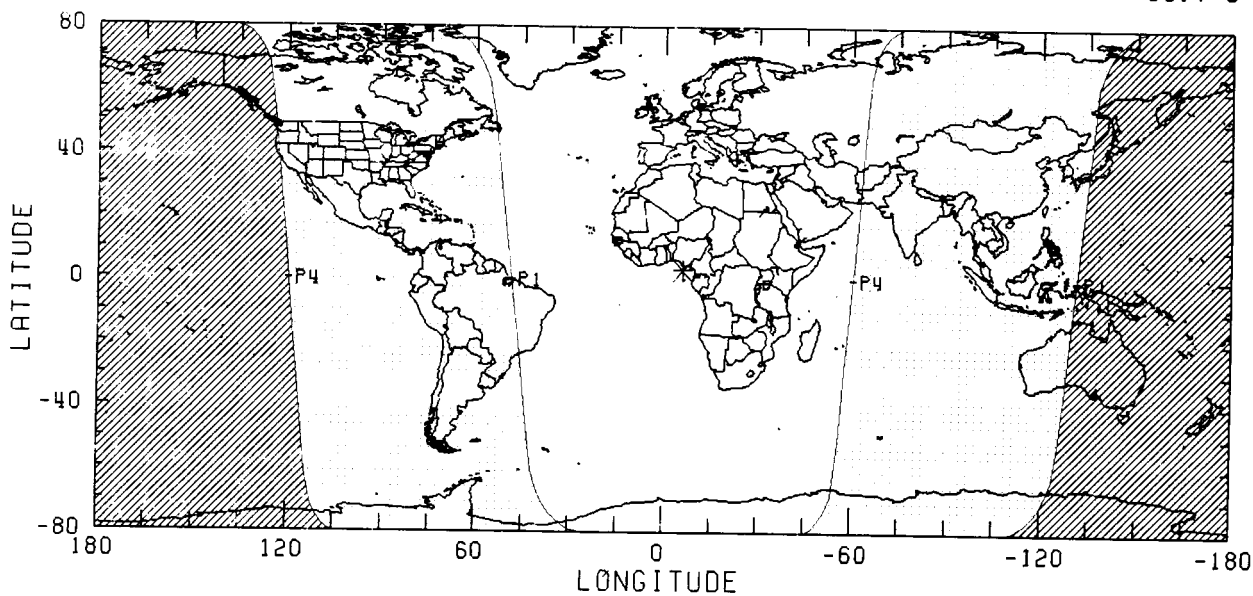
MOON

RA =  $11^{\text{h}}40^{\text{m}}41.5^{\text{s}}$   
 DEC =  $3^{\circ}5'18.0''$   
 SD =  $14'45.1''$   
 HP =  $0^{\circ}54'8.3''$

SAROS 113 (63/71)

JD = 2453809.492

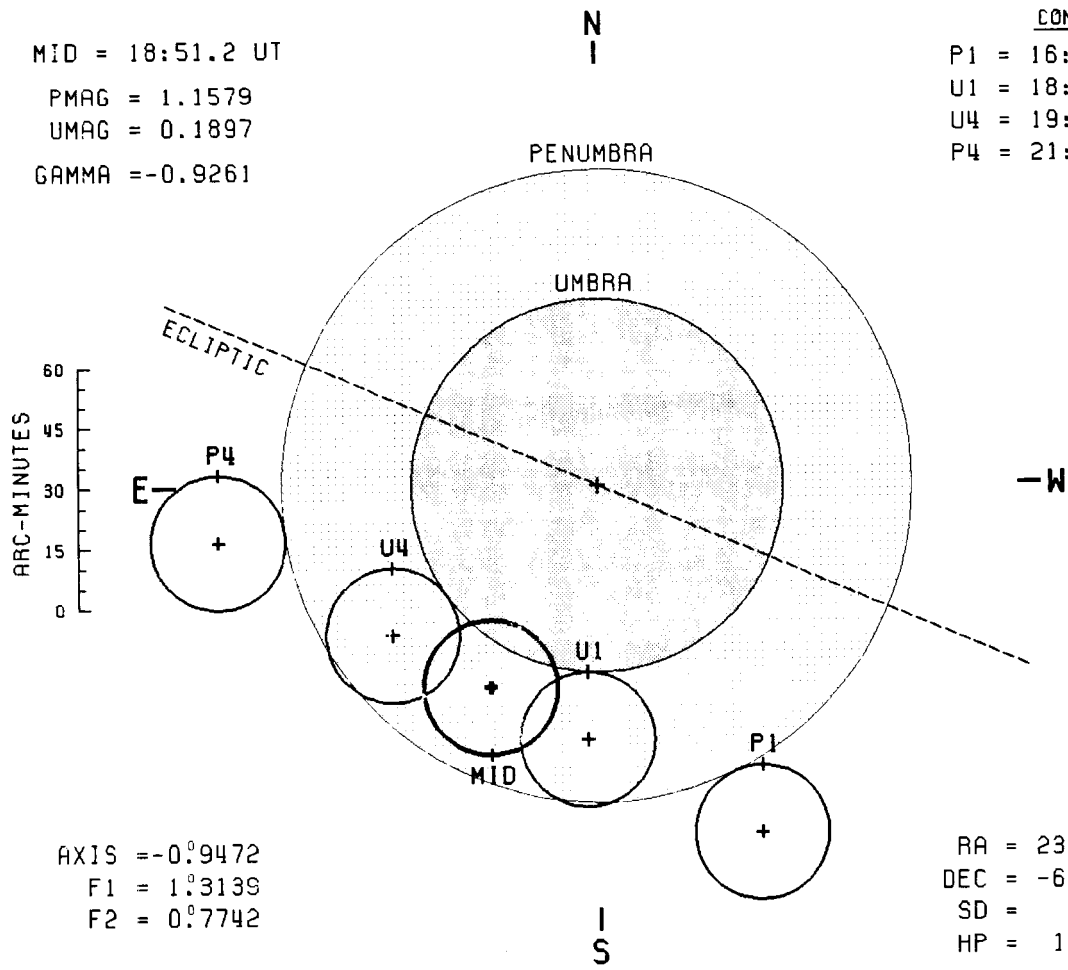
$\Delta T = 69.7 \text{ S}$



# PARTIAL LUNAR ECLIPSE - 7 SEP 2006

MID = 18:51.2 UT  
 PMAG = 1.1579  
 UMAG = 0.1897  
 GAMMA = -0.9261

CONTACTS  
 P1 = 16:42.4 UT  
 U1 = 18: 5.3 UT  
 U4 = 19:37.7 UT  
 P4 = 21: 0.4 UT



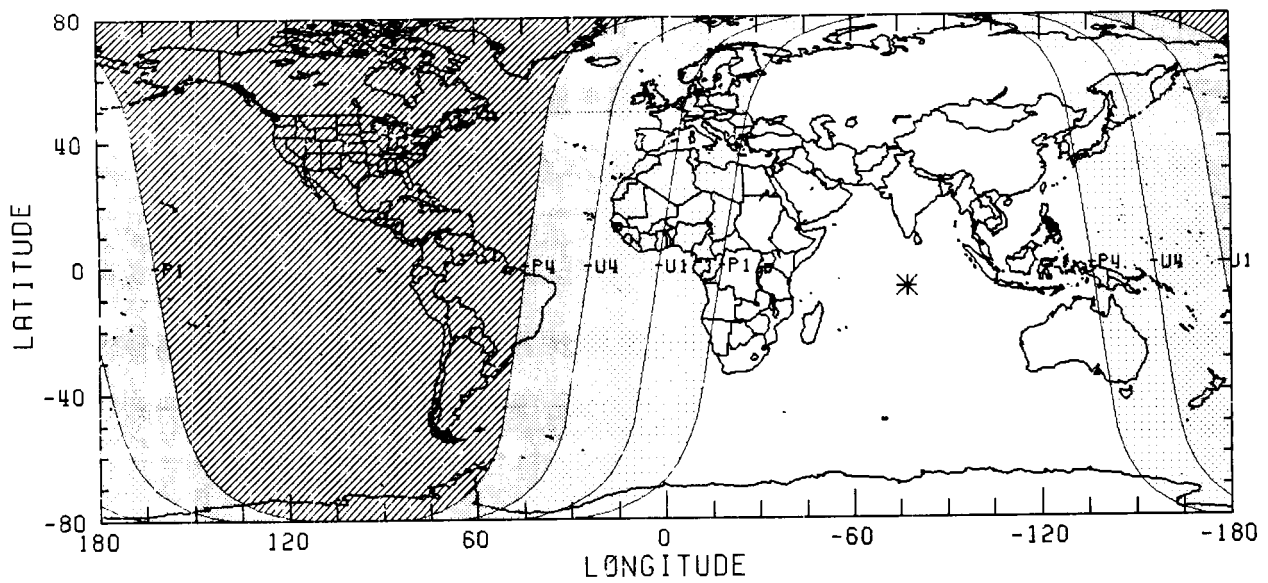
AXIS = -0.°9472  
 F1 = 1.°3139  
 F2 = 0.°7742

MOON  
 RA = 23<sup>h</sup> 6<sup>m</sup> 35.°5  
 DEC = -6<sup>°</sup> 44' 25.7"  
 SD = 16' 43.3"  
 HP = 1° 1' 22.3"

SAROS 118 (52/75)

JD = 2453986.286

$\Delta T = 70.1$  S

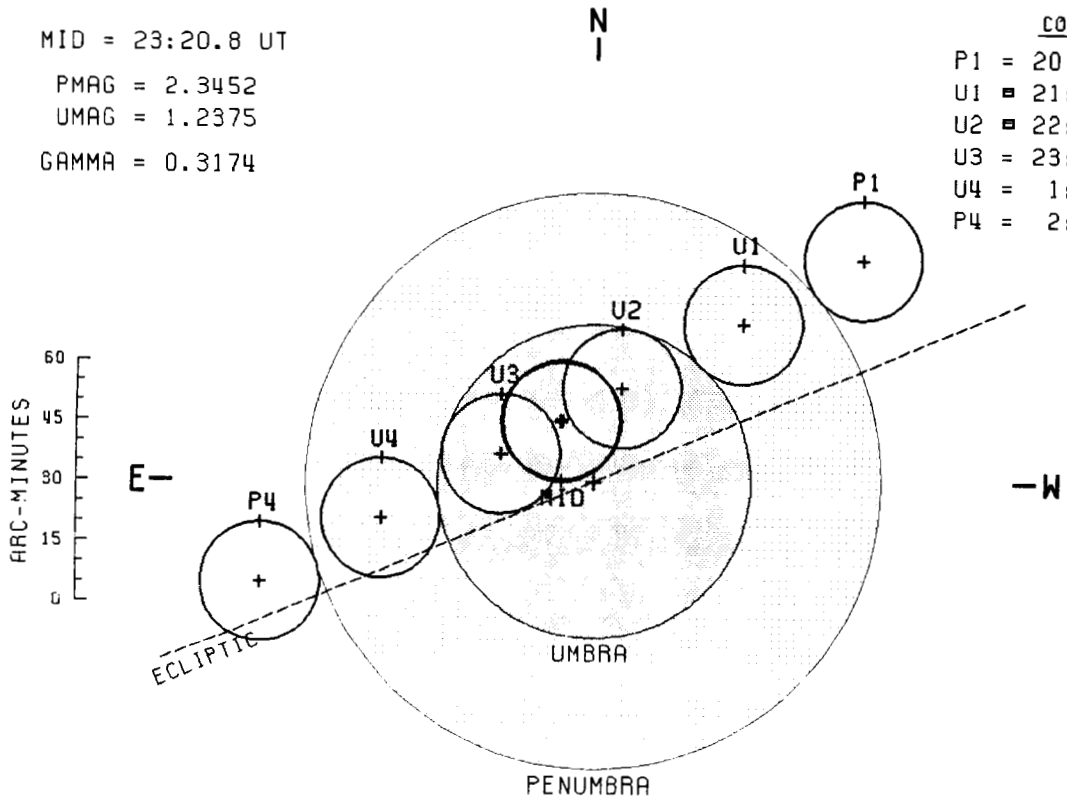


# TOTAL LUNAR ECLIPSE - 3 MAR 2007

MID = 23:20.8 UT  
 PMAG = 2.3452  
 UMAG = 1.2375  
 GAMMA = 0.3174

CONTACTS

P1 = 20:16.3 UT  
 U1 = 21:29.9 UT  
 U2 = 22:43.9 UT  
 U3 = 23:58.1 UT  
 U4 = 1:11.8 UT  
 P4 = 2:25.5 UT



AXIS =  $0^{\circ}28'33''$   
 F1 =  $1^{\circ}20'20''$   
 F2 =  $0^{\circ}65'35''$

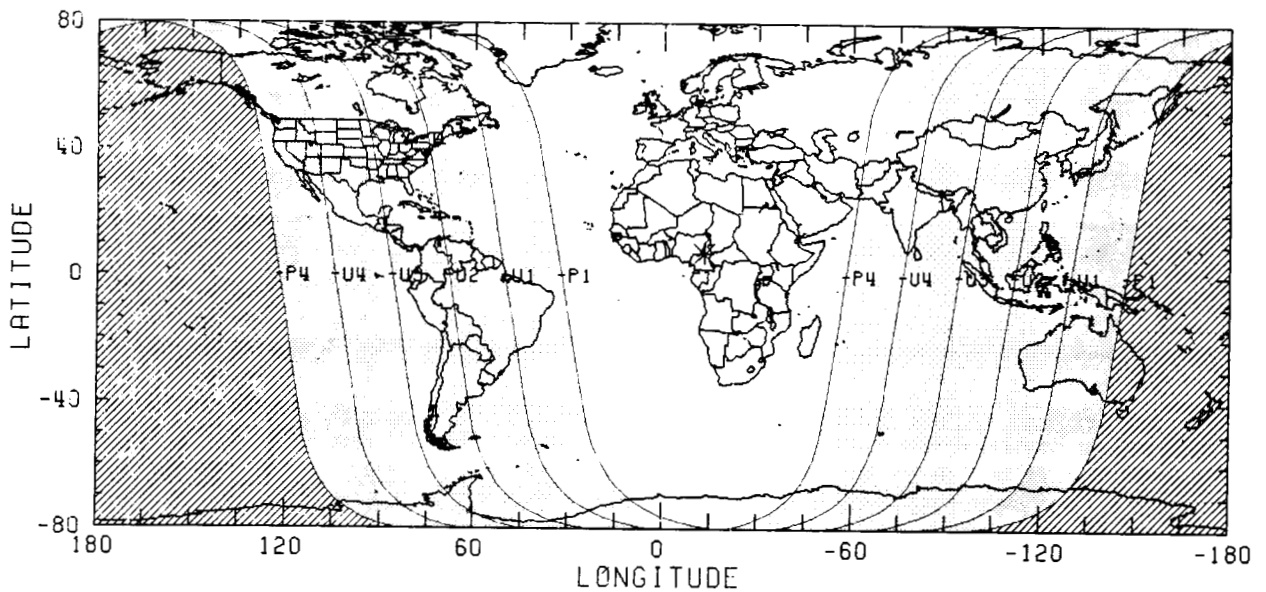
MOON

RA =  $10^{\text{h}}57^{\text{m}}52.9^{\text{s}}$   
 DEC =  $6^{\circ}56'0.7''$   
 SD =  $14'51.9''$   
 HP =  $0^{\circ}54'31.1''$

SAROS 123 (52/73)

JD = 2454163.474

$\Delta T = 70.5 \text{ S}$



# TOTAL LUNAR ECLIPSE - 28 AUG 2007

MID = 10:37.2 UT

PMAG = 2.4778

UMAG = 1.4815

GAMMA = -0.2145

## CONTACTS

P1 = 7:52.0 UT

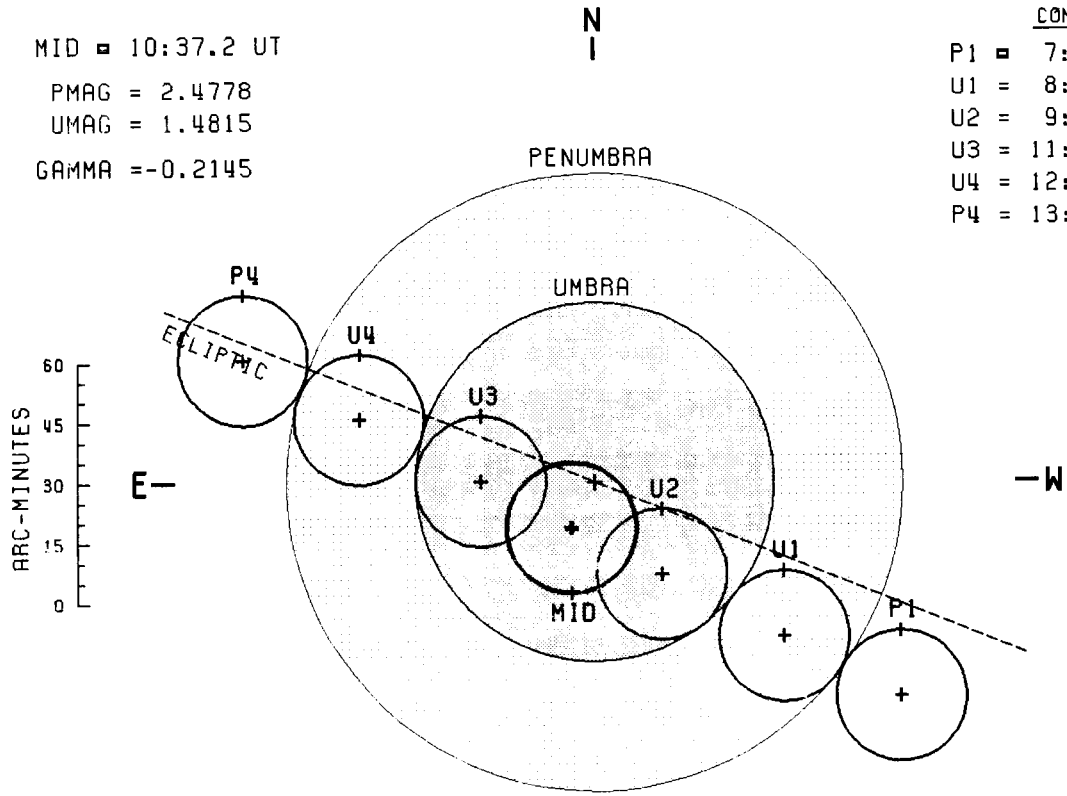
U1 = 8:50.8 UT

U2 = 9:51.9 UT

U3 = 11:22.8 UT

U4 = 12:23.9 UT

P4 = 13:22.5 UT



AXIS = -0°21'26"

F1 = 1°28'12"

F2 = 0°7'42.9"

## MOON

RA = 22<sup>h</sup> 26<sup>m</sup> 50.<sup>s</sup>4

DEC = -9° 57' 18."5

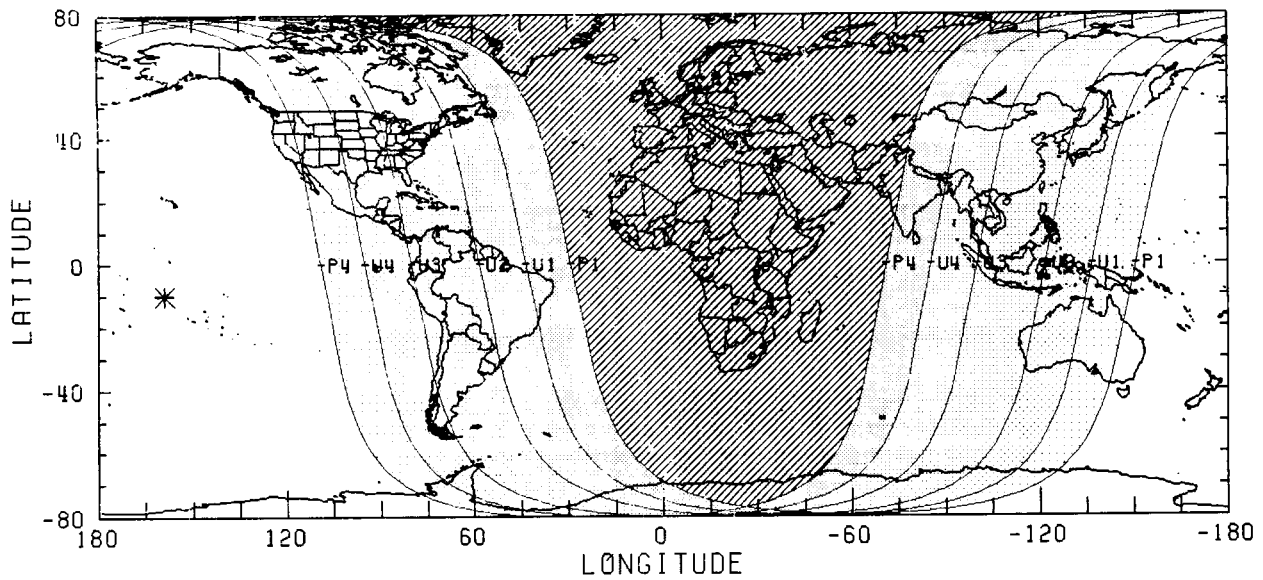
SD = 16' 12."5

HP = 0° 59' 29."2

SAROS 128 (40/71)

JD = 2454340.943

$\Delta T$  = 70.9 S

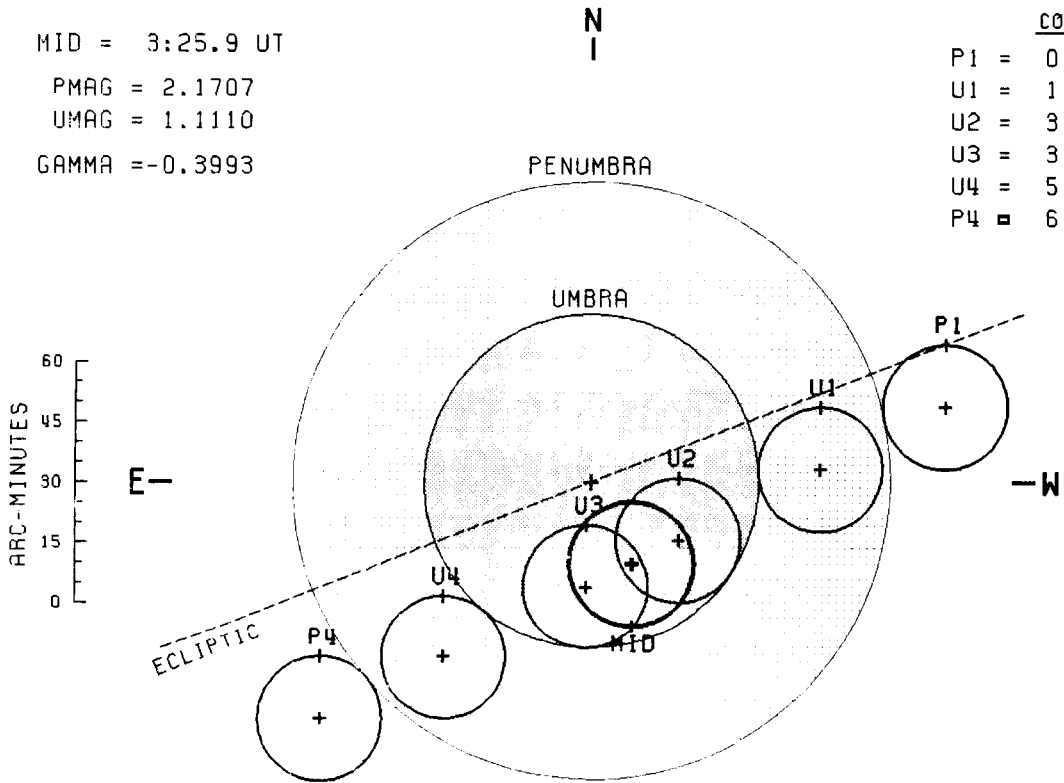


# TOTAL LUNAR ECLIPSE - 21 FEB 2008

MID = 3:25.9 UT  
 PMAG = 2.1707  
 UMAG = 1.1110  
 GAMMA = -0.3993

## CONTACTS

P1 = 0:34.7 UT  
 U1 = 1:42.6 UT  
 U2 = 3:0.3 UT  
 U3 = 3:51.0 UT  
 U4 = 5:8.9 UT  
 P4 = 6:17.2 UT



AXIS = -0.°3802  
 F1 = 1.°2473  
 F2 = 0.°6973

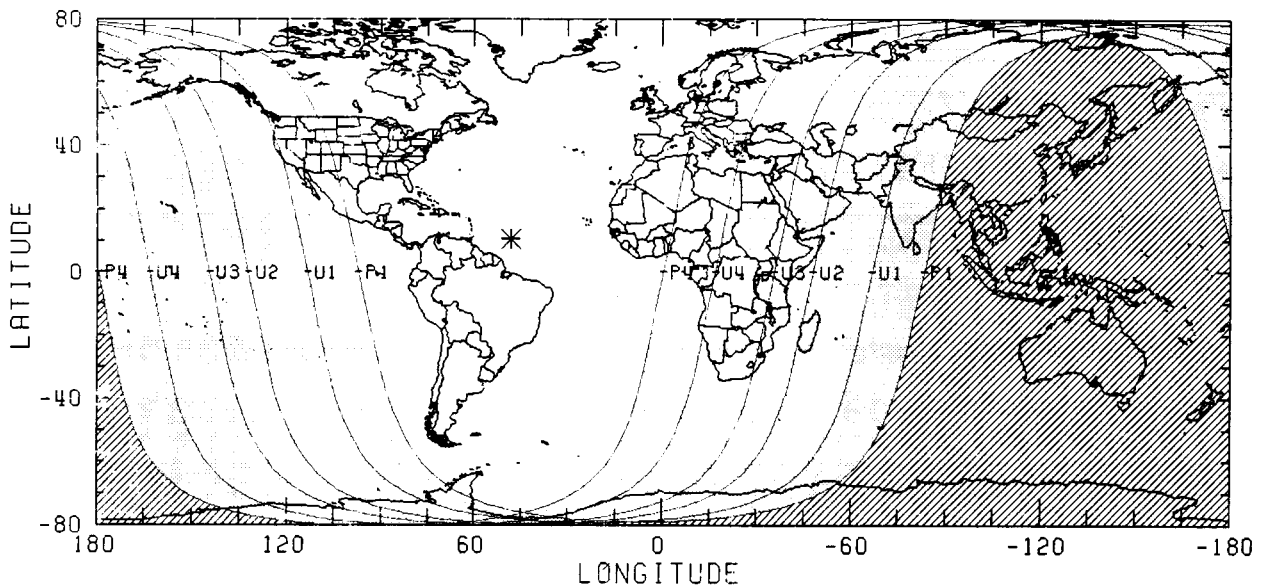
## MOON

RA = 10<sup>h</sup> 14<sup>m</sup> 48.<sup>s</sup>4  
 DEC = 10° 28' 7."7  
 SD = 15' 34."2  
 HP = 0° 57' 8."5

SAROS 133 (26/71)

JD = 2454517.644

$\Delta T$  = 71.3 S



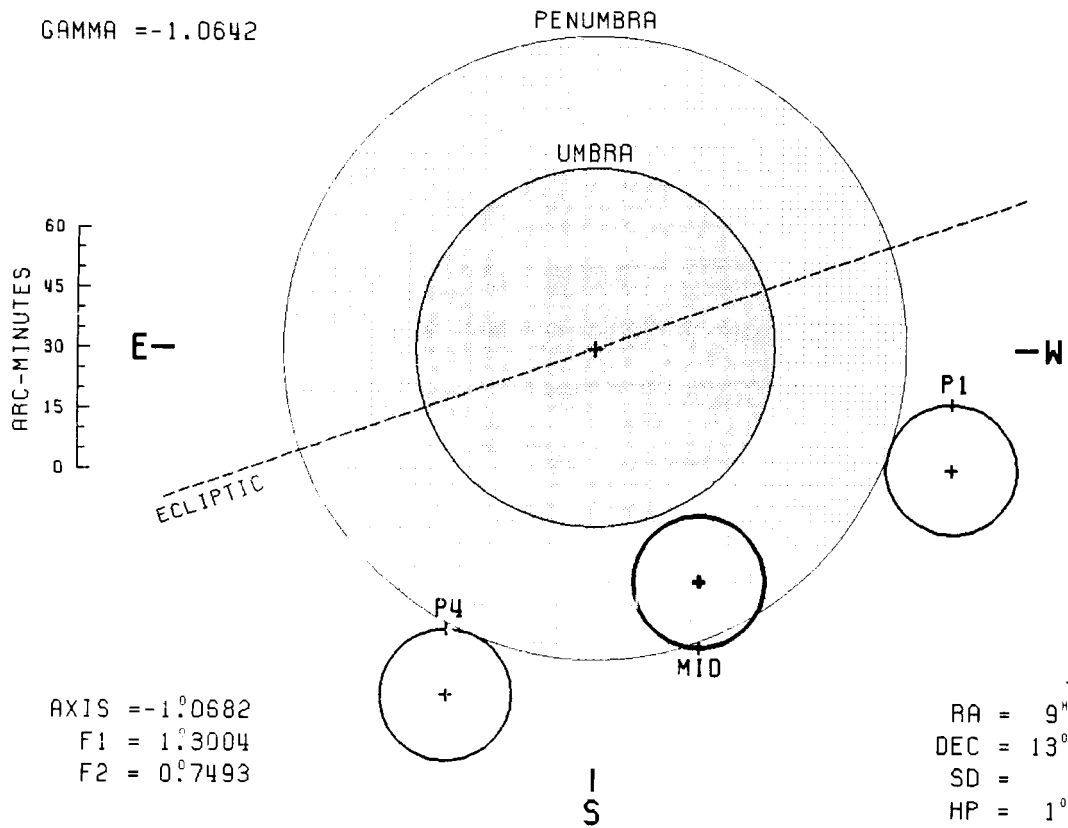




# PENUMBRAL LUNAR ECLIPSE - 9 FEB 2009

MID = 14:38.1 UT  
 PMAG = 0.9244  
 UMAG = -0.0830  
 GAMMA = -1.0642

CONTACTS  
 P1 = 12:36.5 UT  
 P4 = 16:39.4 UT



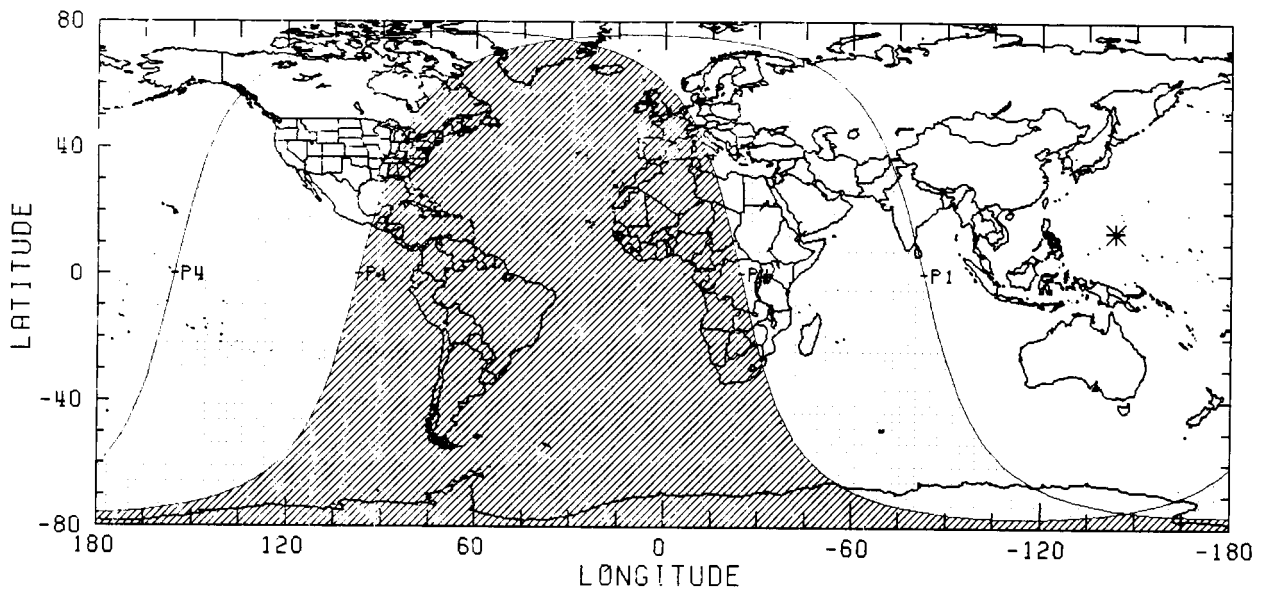
AXIS = -1.0682  
 F1 = 1.3004  
 F2 = 0.7493

MOON  
 RA = 9<sup>h</sup> 31<sup>m</sup> 42.<sup>s</sup>0  
 DEC = 13° 31' 37."4  
 SD = 16' 24."8  
 HP = 1° 0' 14."2

SAROS 143 (18/73)

JD = 2454872.111

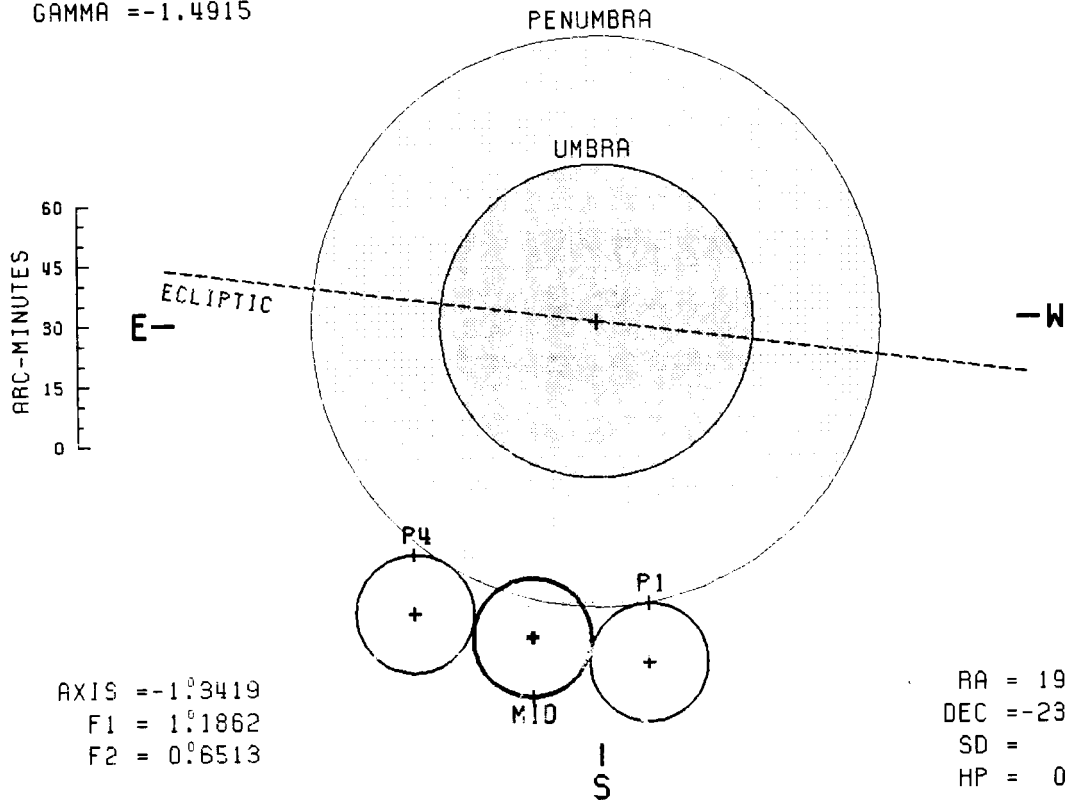
$\Delta T$  = 72.2 S



# PENUMBRAL LUNAR ECLIPSE - 7 JUL 2009

MID = 9:38.5 UT  
 PMAG = 0.1825  
 UMAG = -0.9084  
 GAMMA = -1.4915

CONTACTS  
 P1 = 8:33.1 UT  
 P4 = 10:44.2 UT



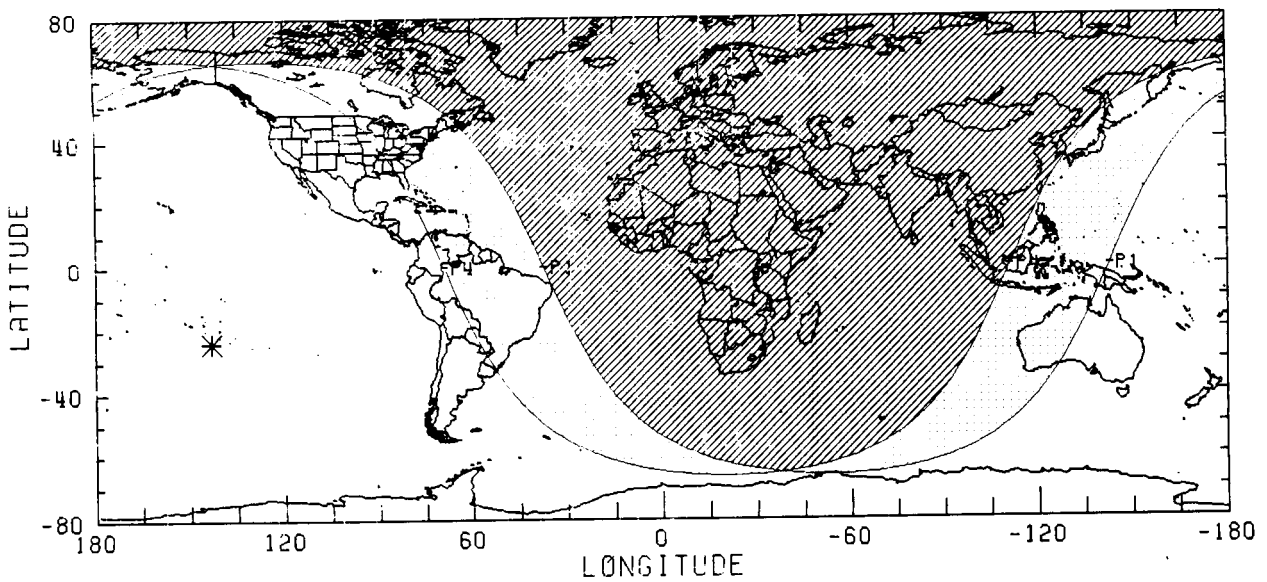
AXIS =  $-1^{\circ}34'19''$   
 F1 =  $1^{\circ}18'62''$   
 F2 =  $0^{\circ}65'13''$

MOON  
 RA =  $19^{\circ} 8' 8.0''$   
 DEC =  $-23^{\circ}51'37.7''$   
 SD =  $14'42.6''$   
 HP =  $0^{\circ}53'59.3''$

SAROS 110 (71/72)

JD = 2455019.903

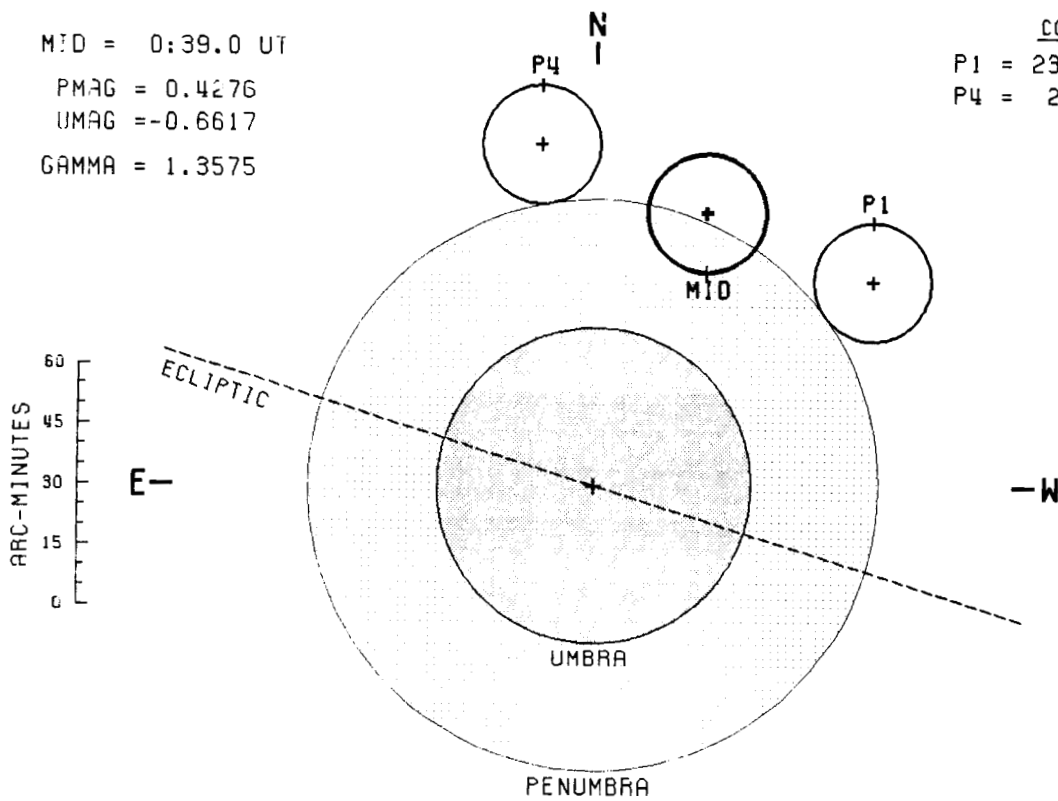
$\Delta T = 72.5$  S



# PENUMBRAL LUNAR ECLIPSE - 6 AUG 2009

MID = 0:39.0 UT  
 PMAG = 0.4276  
 UMAG = -0.6617  
 GAMMA = 1.3575

CONTACTS  
 P1 = 23: 0.8 UT  
 P4 = 2:16.9 UT



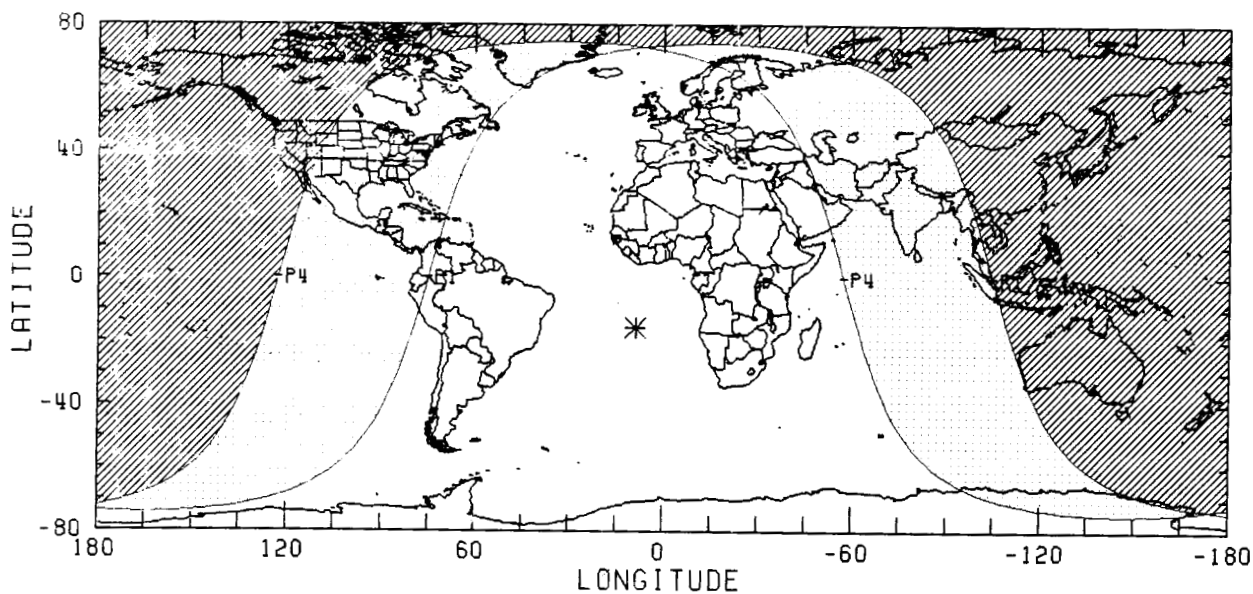
AXIS =  $1^{\circ}22'59''$   
 F1 =  $1^{\circ}19'02''$   
 F2 =  $0^{\circ}6'54''$

MOON  
 RA =  $21^{\text{h}} 2^{\text{m}} 46.3^{\text{s}}$   
 DEC =  $-15^{\circ} 34' 32.4''$   
 SD =  $14' 45.9''$   
 HP =  $0^{\circ} 54' 11.4''$

SAROS 148 ( 3/71)

JD = 2455049.528

$\Delta T = 72.6 \text{ S}$



# PARTIAL LUNAR ECLIPSE - 31 DEC 2009

MID = 19:22.5 UT

PMAG = 1.0808

UMAG = 0.0820

GAMMA = 0.9765

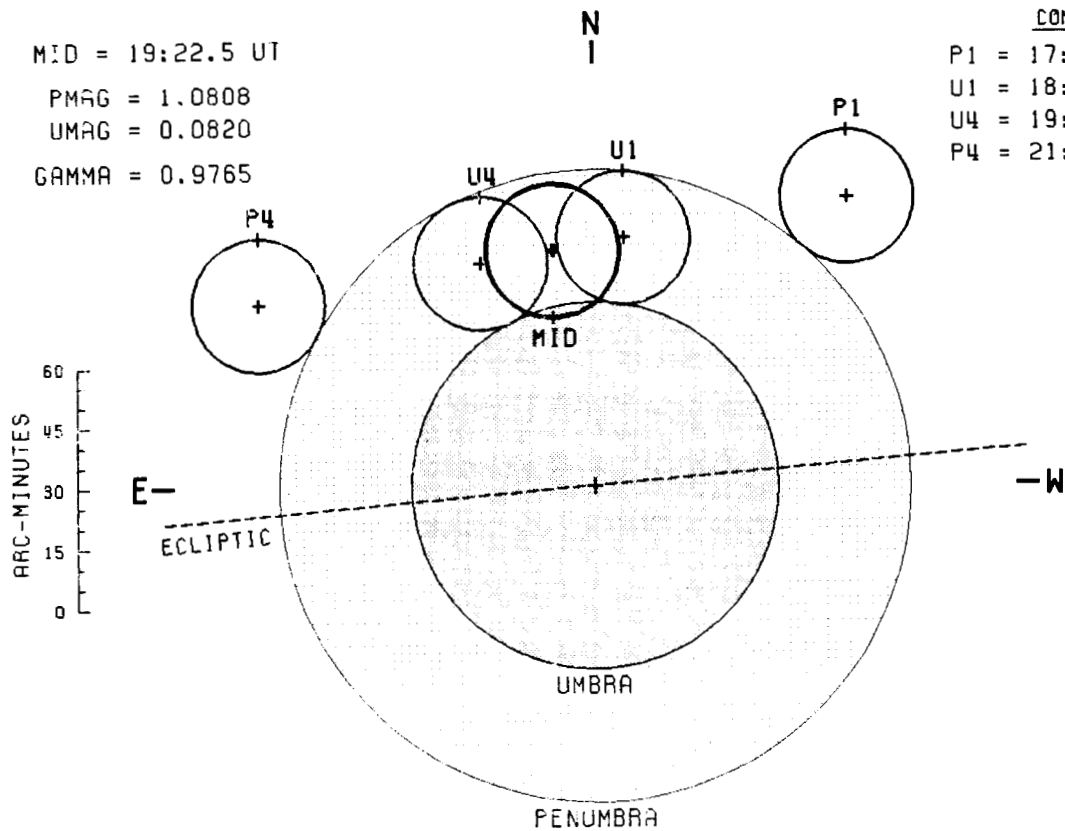
## CONTACTS

P1 = 17:15.1 UT

U1 = 18:51.9 UT

U4 = 19:53.5 UT

P4 = 21:30.1 UT



AXIS =  $0^{\circ}9920$

F1 =  $1^{\circ}3136$

F2 =  $0^{\circ}7606$

## MOON

RA =  $6^{\text{h}}45^{\text{m}}22.93$

DEC =  $24^{\circ}1'10.2$

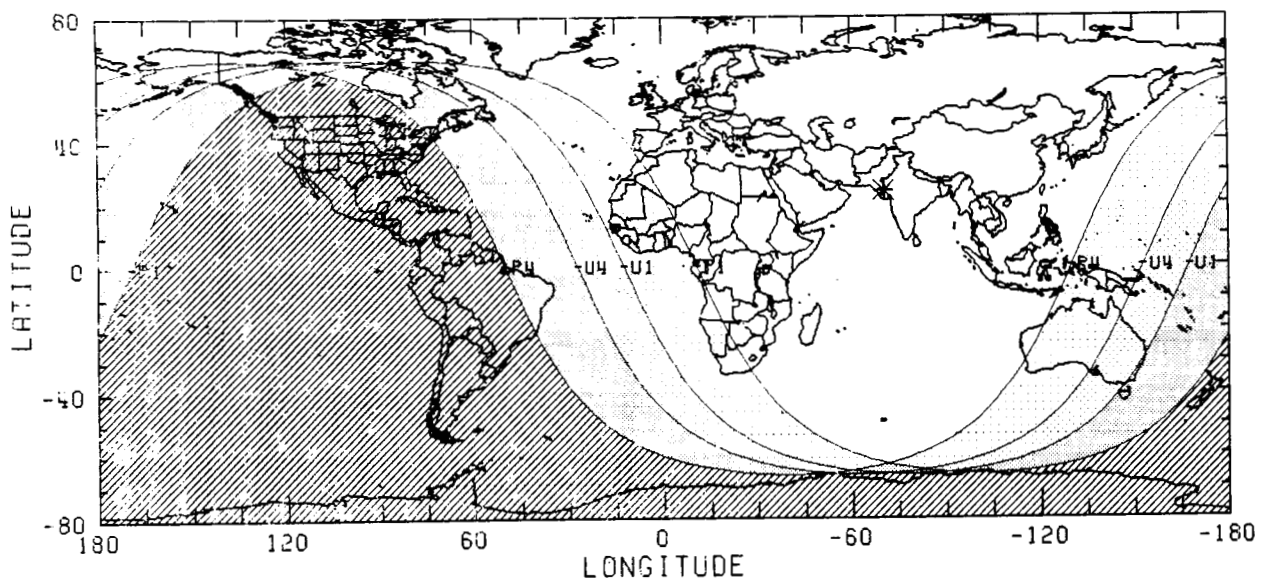
SD =  $16'36.6$

HP =  $1^{\circ}0'57.6$

SAROS 115 (57/72)

JD = 2455197.308

$\Delta T = 72.9$  S

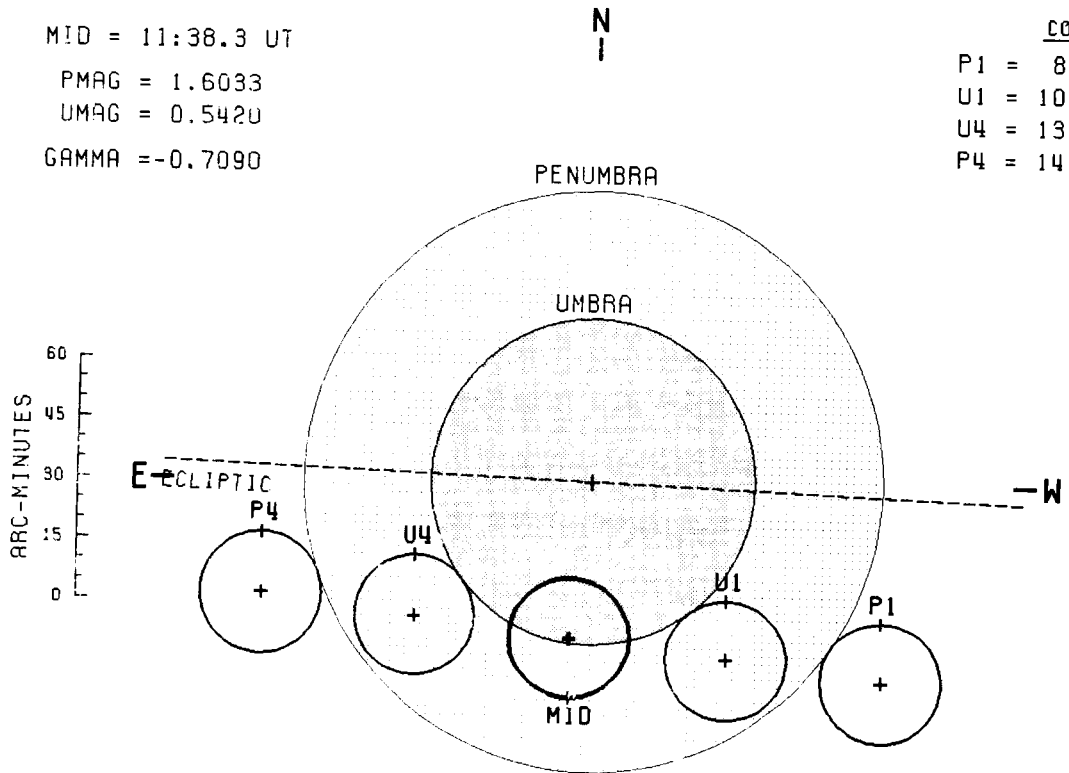


# PARTIAL LUNAR ECLIPSE - 26 JUN 2010

MID = 11:38.3 UT  
 PMAG = 1.6033  
 UMAG = 0.5420  
 GAMMA = -0.7090

CONTACTS

P1 = 8:55.3 UT  
 U1 = 10:16.4 UT  
 U4 = 13: 0.3 UT  
 P4 = 14:21.5 UT



AXIS = -0.°6557  
 F1 = 1.°2118  
 F2 = 0.°6768

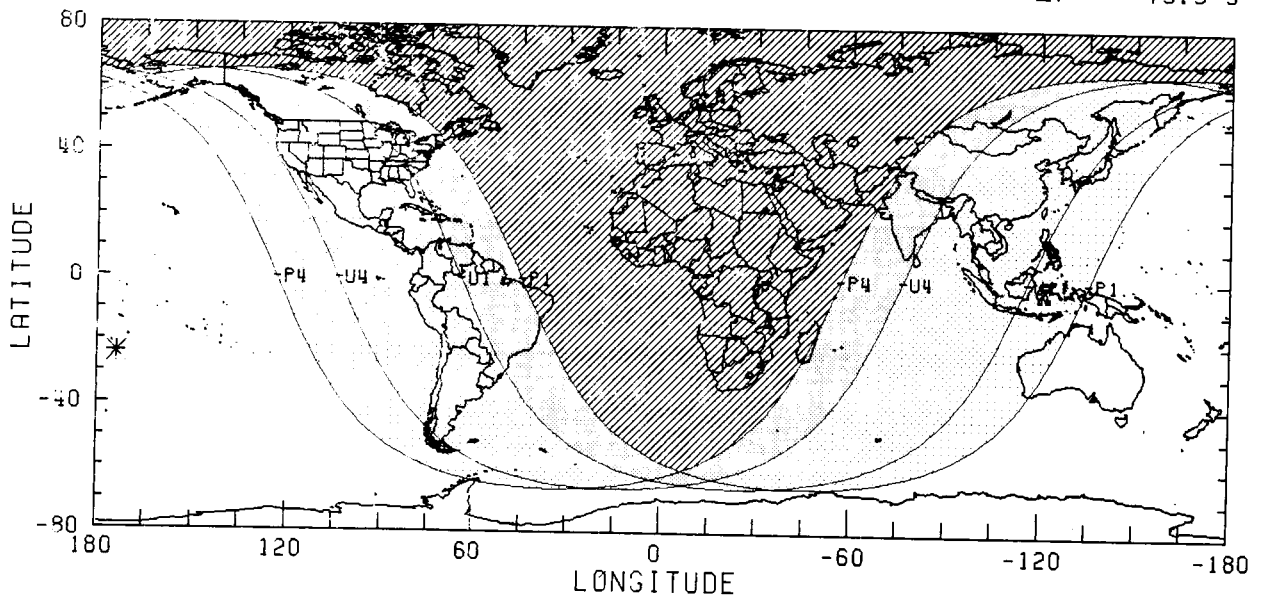
MOON

RA = 18<sup>h</sup> 21<sup>m</sup> 11.°7  
 DEC = -24° 0' -6.°5  
 SD = 15' 7.°3  
 HP = 0° 55' 29.°7

SAROS 120 (58/84)

JD = 2455373.986

ΔT = 73.3 S



# TOTAL LUNAR ECLIPSE - 21 DEC 2010

MID = 8:16.8 UT

PMAG = 2.3064

UMAG = 1.2614

GAMMA = 0.3213

## CONTACTS

P1 = 5:27.4 UT

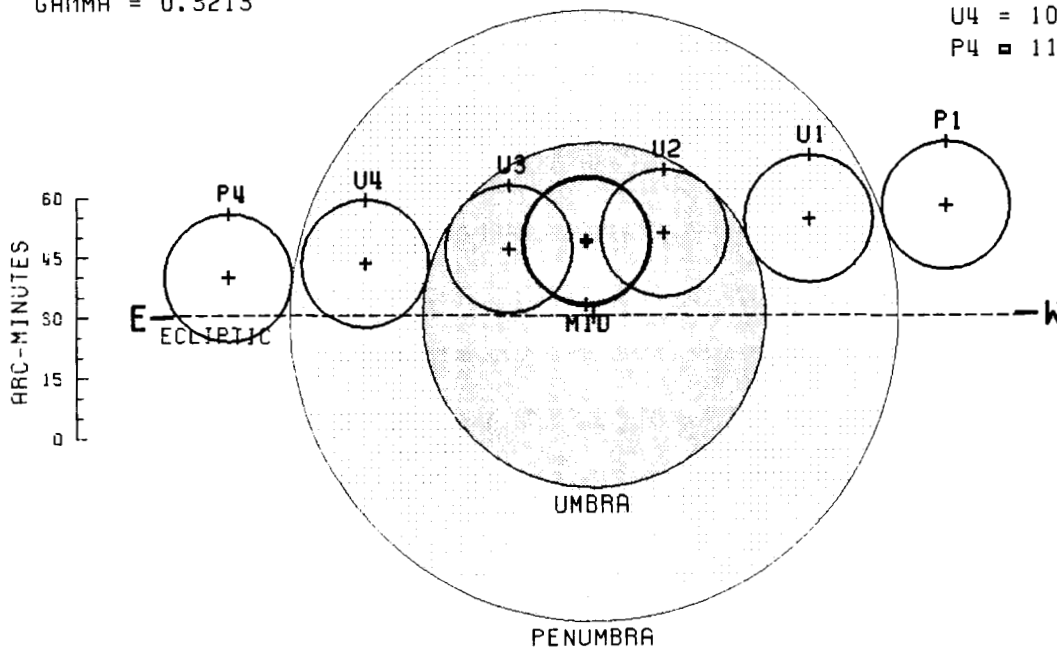
U1 = 6:32.0 UT

U2 = 7:40.2 UT

U3 = 8:53.5 UT

U4 = 10: 1.7 UT

P4 = 11: 6.1 UT



AXIS =  $0^{\circ}31'18''$

F1 =  $1^{\circ}26'73''$

F2 =  $0^{\circ}7'145''$

## MOON

RA =  $5^{\text{h}}57^{\text{m}}17.92^{\text{s}}$

DEC =  $23^{\circ}44'47.75''$

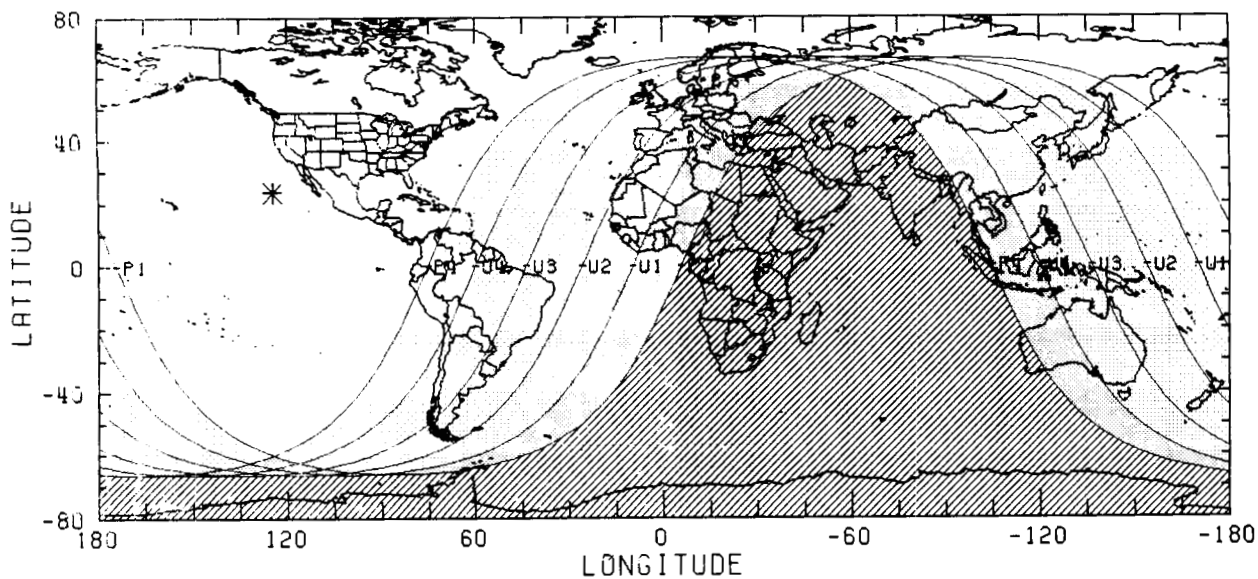
SD =  $15^{\circ}52.71''$

HP =  $0^{\circ}58'14.73''$

SAROS 125 (48/72)

JD = 2455551.846

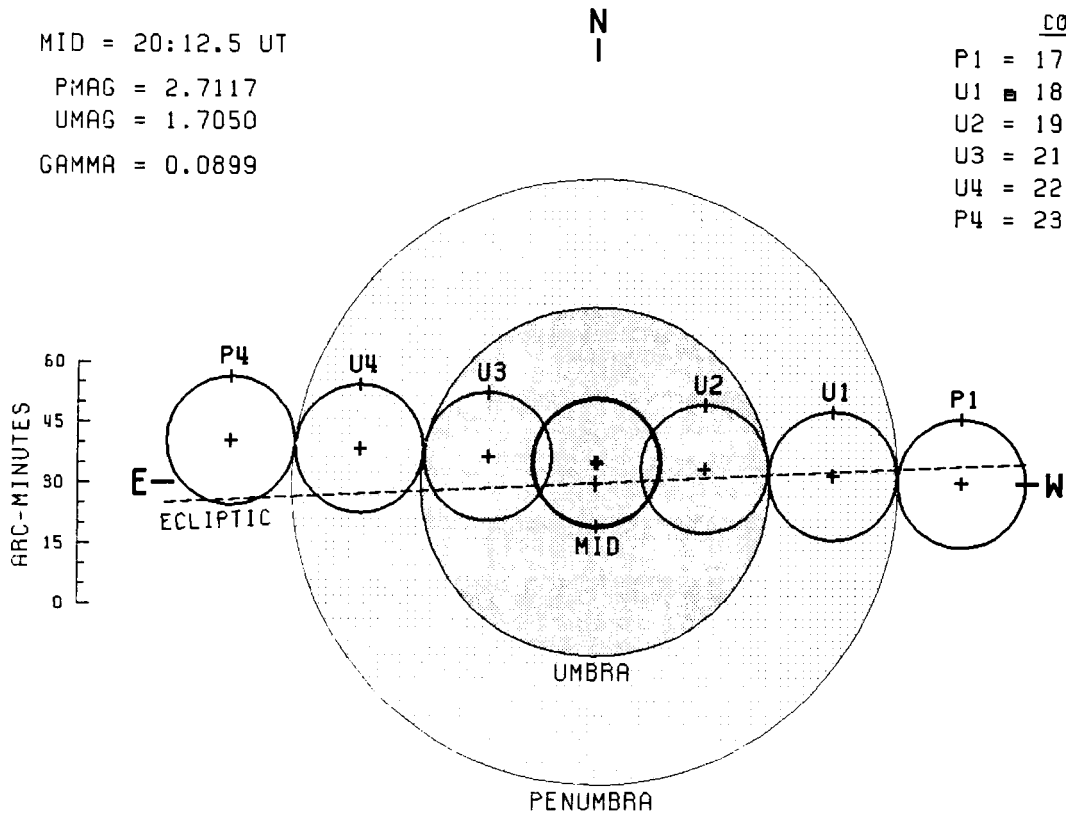
$\Delta T = 73.7 \text{ S}$



# TOTAL LUNAR ECLIPSE - 15 JUN 2011

MID = 20:12.5 UT  
 PMAG = 2.7117  
 UMAG = 1.7050  
 GAMMA = 0.0899

CONTACTS  
 P1 = 17:22.8 UT  
 U1 = 18:22.3 UT  
 U2 = 19:21.9 UT  
 U3 = 21: 3.1 UT  
 U4 = 22: 2.6 UT  
 P4 = 23: 2.3 UT



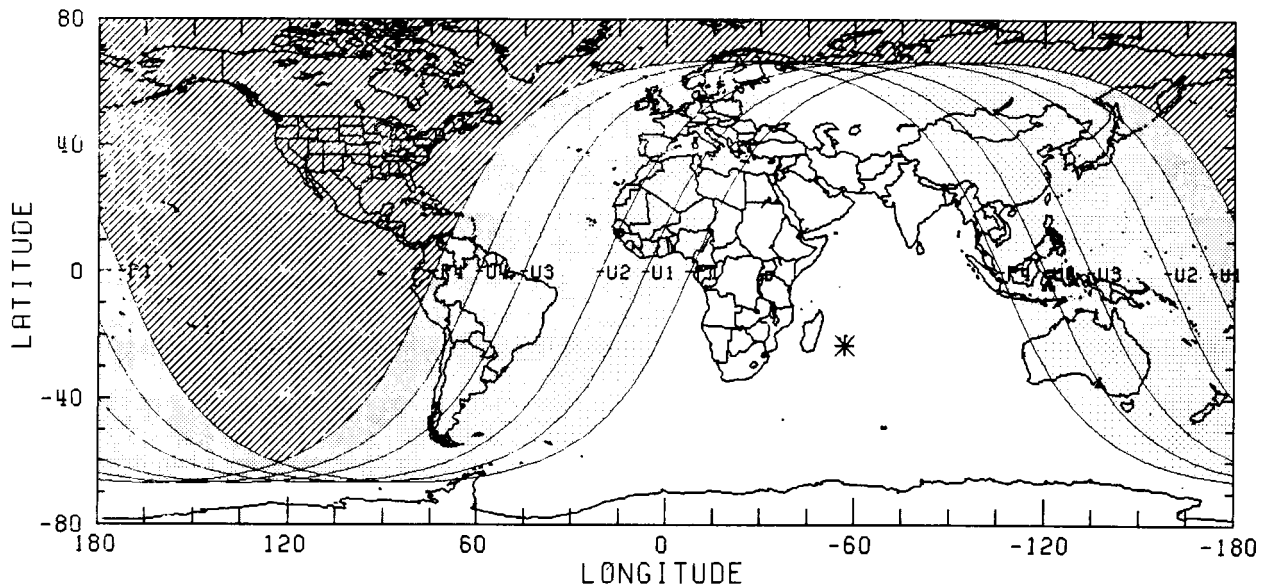
AXIS =  $0^{\circ}0877$   
 F1 =  $1^{\circ}2638$   
 F2 =  $0^{\circ}7285$

MOON  
 RA =  $17^{\text{h}} 35^{\text{m}} 32.^{\text{s}}2$   
 DEC =  $-23^{\circ} 13' 51.''0$   
 SD =  $15' 57.''2$   
 HP =  $0^{\circ} 58' 33.''0$

SAROS 130 (34/72)

JD = 2455728.343

$\Delta T = 74.1 \text{ S}$



# TOTAL LUNAR ECLIPSE - 10 DEC 2011

MID = 14:31.6 UT

PMAG = 2.2120

UMAG = 1.1105

GAMMA = -0.3883

## CONTACTS

P1 = 11:31.5 UT

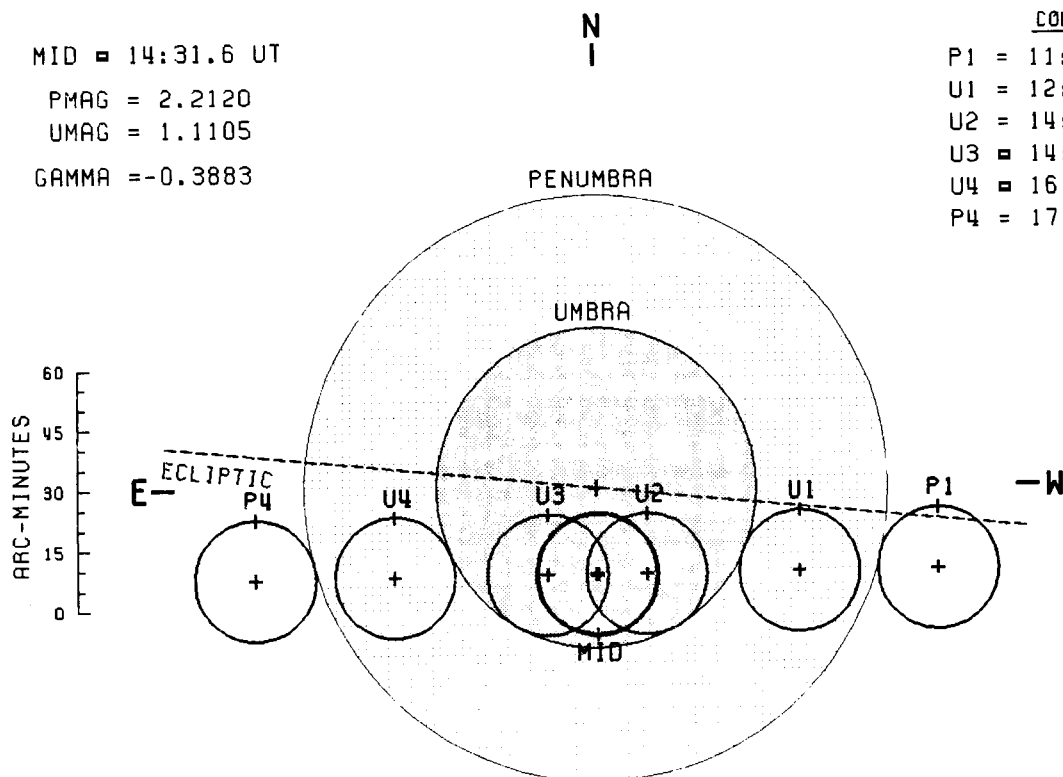
U1 = 12:45.1 UT

U2 = 14: 5.6 UT

U3 = 14:57.7 UT

U4 = 16:18.3 UT

P4 = 17:31.7 UT



AXIS = -0.3571

F1 = 1.2154

F2 = 0.6632

## MOON

RA = 5<sup>h</sup> 8<sup>m</sup> 33.8<sup>s</sup>

DEC = 22° 33' 13.0"

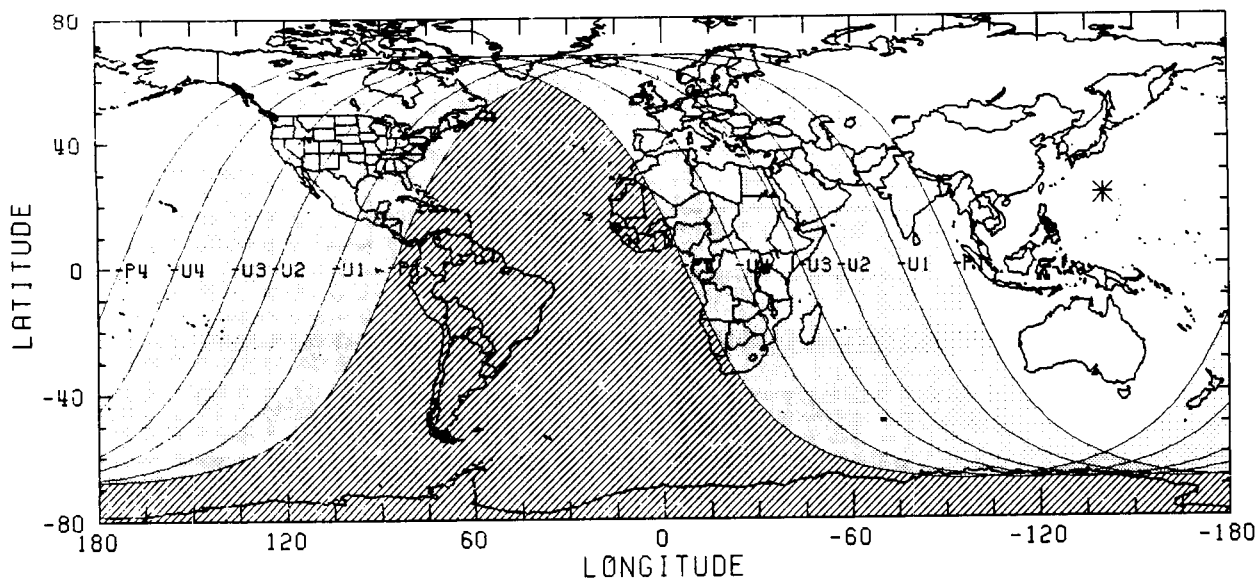
SD = 15' 2.4"

HP = 0° 55' 11.7"

SAROS 135 (23/71)

JD = 2455906.106

$\Delta T$  = 74.6 S



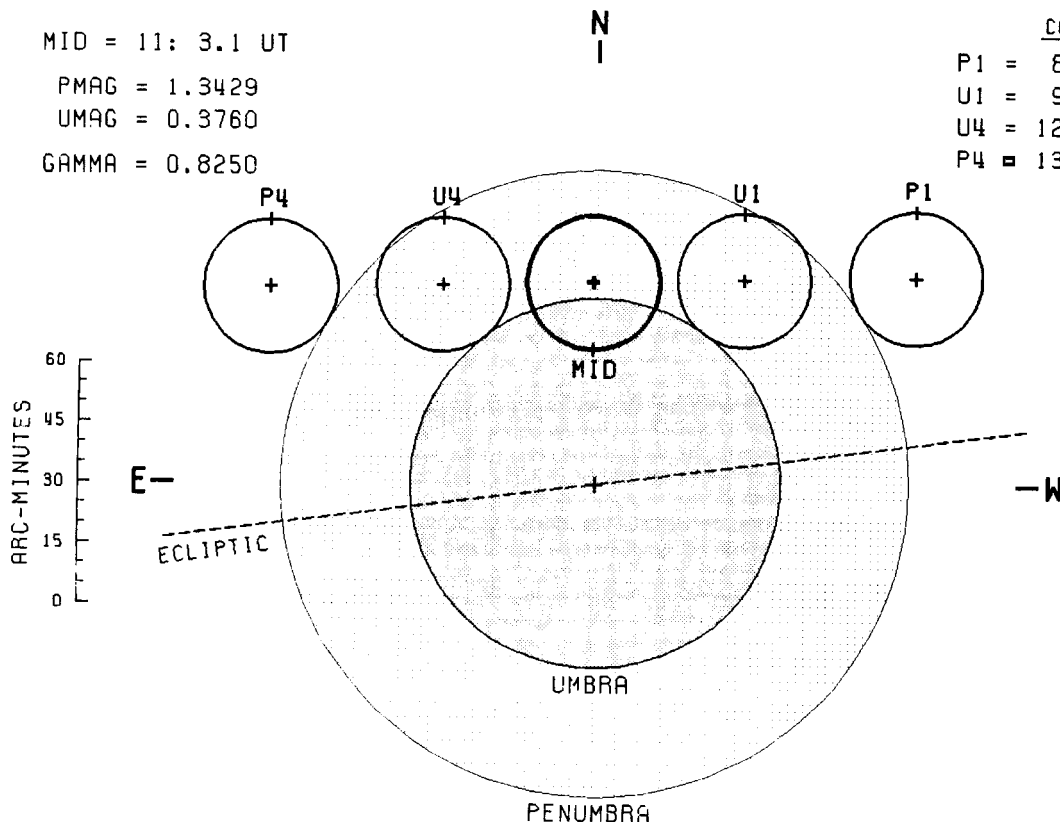


# PARTIAL LUNAR ECLIPSE - 4 JUN 2012

MID = 11: 3.1 UT  
 PMAG = 1.3429  
 UMAG = 0.3760  
 GAMMA = 0.8250

### CONTACTS

P1 = 8:46.3 UT  
 U1 = 9:59.3 UT  
 U4 = 12: 6.9 UT  
 P4 = 13:19.9 UT



AXIS =  $0^{\circ}8391$   
 F1 =  $1^{\circ}3064$   
 F2 =  $0^{\circ}7704$

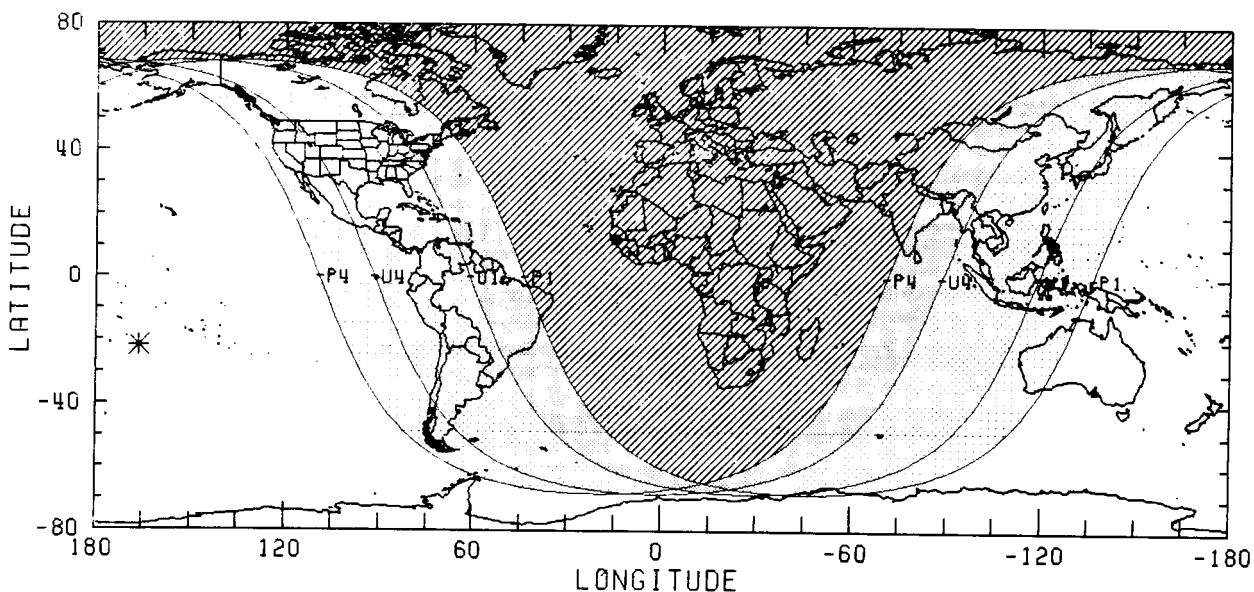
### MOON

RA =  $16^{\text{h}}51^{\text{m}}37.6^{\text{s}}$   
 DEC =  $-21^{\circ}39'55.8''$   
 SD =  $16'37.9''$   
 HP =  $1^{\circ}1'2.2''$

SAROS 140 (25/80)

JD = 2456082.961

$\Delta T = 75.0 \text{ S}$

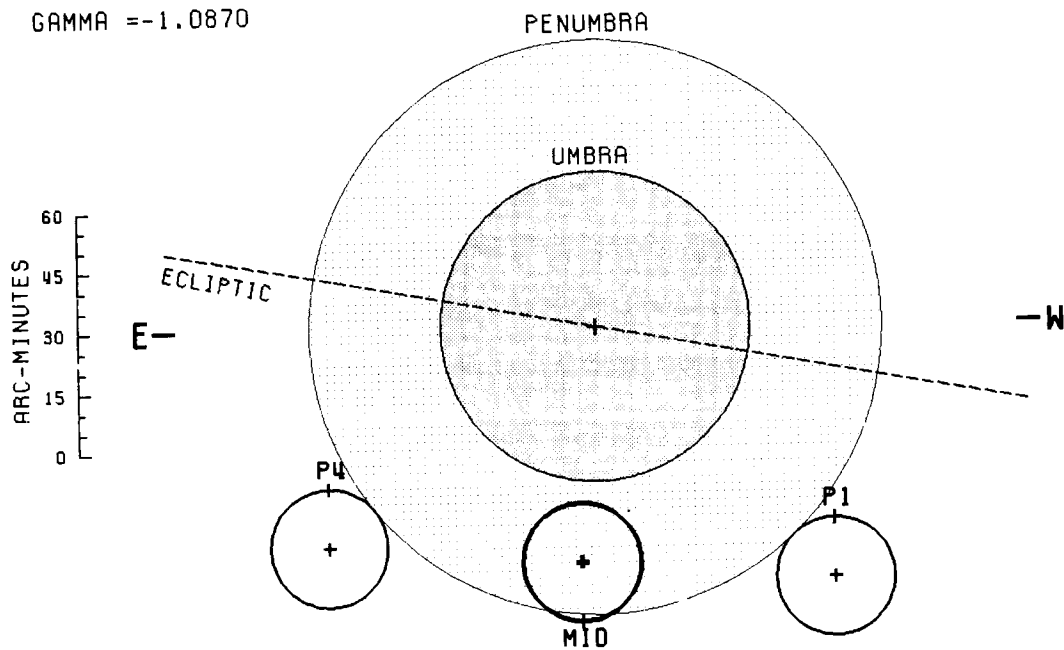


# PENUMBRAL LUNAR ECLIPSE - 28 NOV 2012

MID = 14:32.8 UT  
 PMAG = 0.9417  
 UMAG = -0.1831  
 GAMMA = -1.0870

N  
|

CONTACTS  
 P1 = 12:12.4 UT  
 P4 = 16:53.3 UT



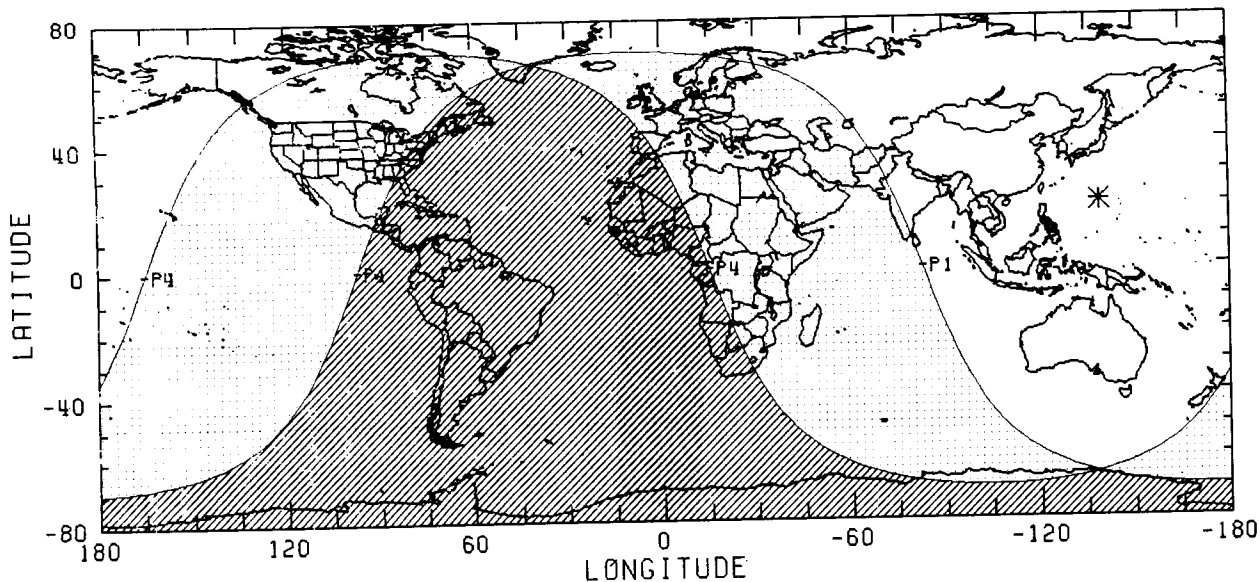
AXIS = -0.9775  
 F1 = 1.1940  
 F2 = 0.6427

MOON  
 RA = 4<sup>h</sup> 20<sup>m</sup> 1.90  
 DEC = 20° 27' 44.3  
 SD = 14' 42.2  
 HP = 0° 53' 57.7

SAROS 145 (11/71)

JD = 2456260.107

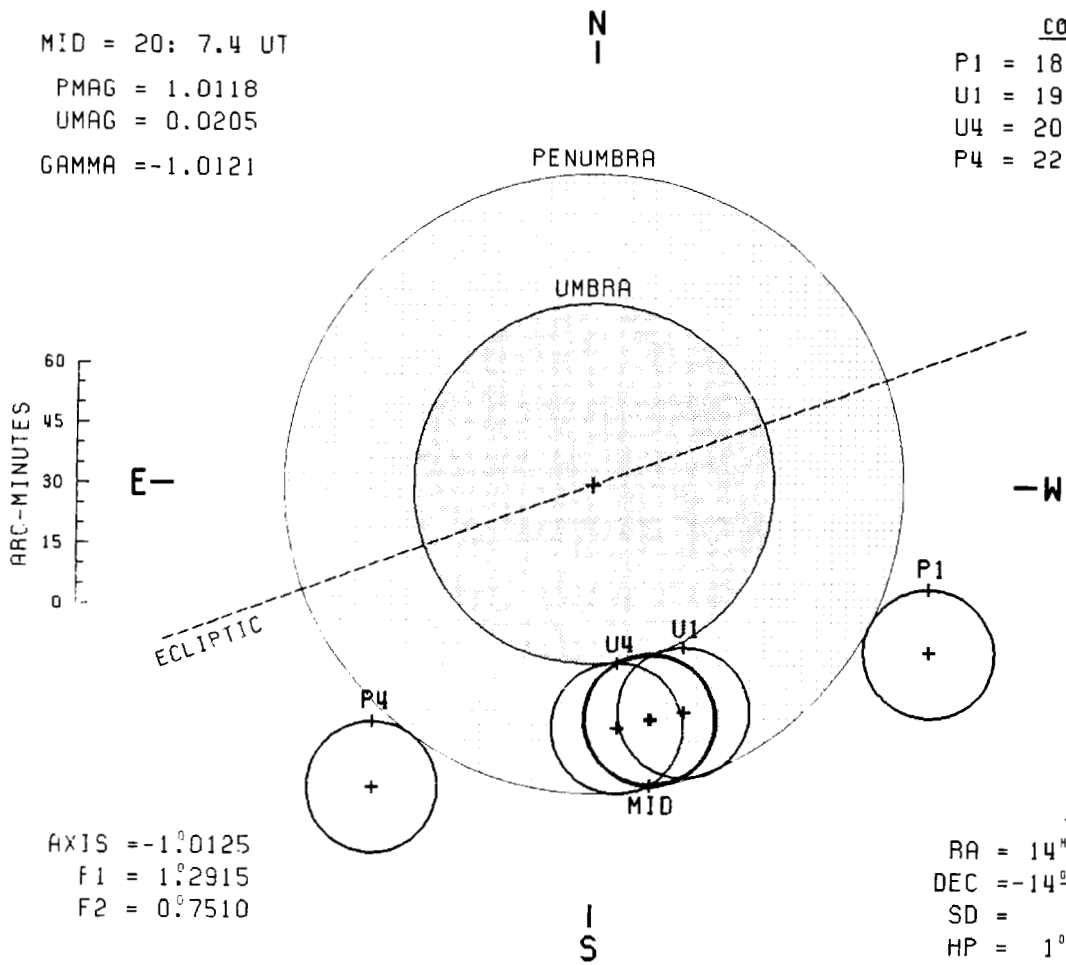
$\Delta T = 75.4$  S



# PARTIAL LUNAR ECLIPSE - 25 APR 2013

MID = 20: 7.4 UT  
 PMAG = 1.0118  
 UMAG = 0.0205  
 GAMMA = -1.0121

CONTACTS  
 P1 = 18: 1.5 UT  
 U1 = 19:52.4 UT  
 U4 = 20:22.3 UT  
 P4 = 22:13.2 UT



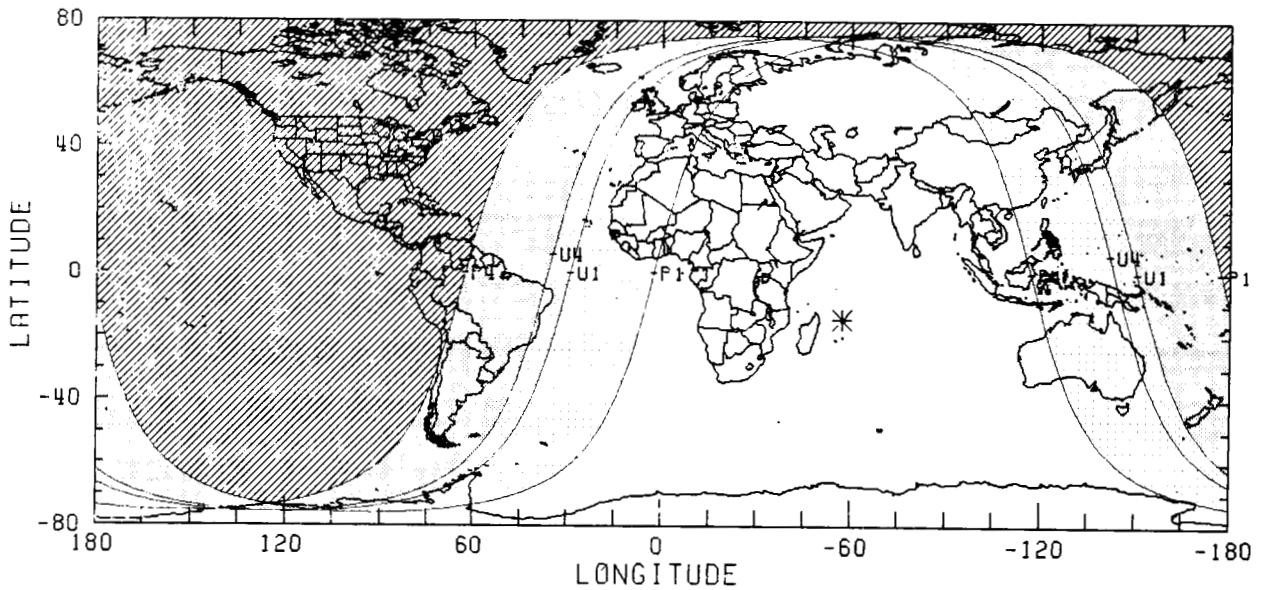
AXIS = -1.0125  
 F1 = 1.2915  
 F2 = 0.7510

MOON  
 RA = 14<sup>h</sup> 12<sup>m</sup> 51.<sup>s</sup>4  
 DEC = -14<sup>o</sup> 25' 34."0  
 SD = 16' 21."4  
 HP = 1<sup>o</sup> 0' 1."7

SAROS 112 (65/72)

JD = 2456408.339

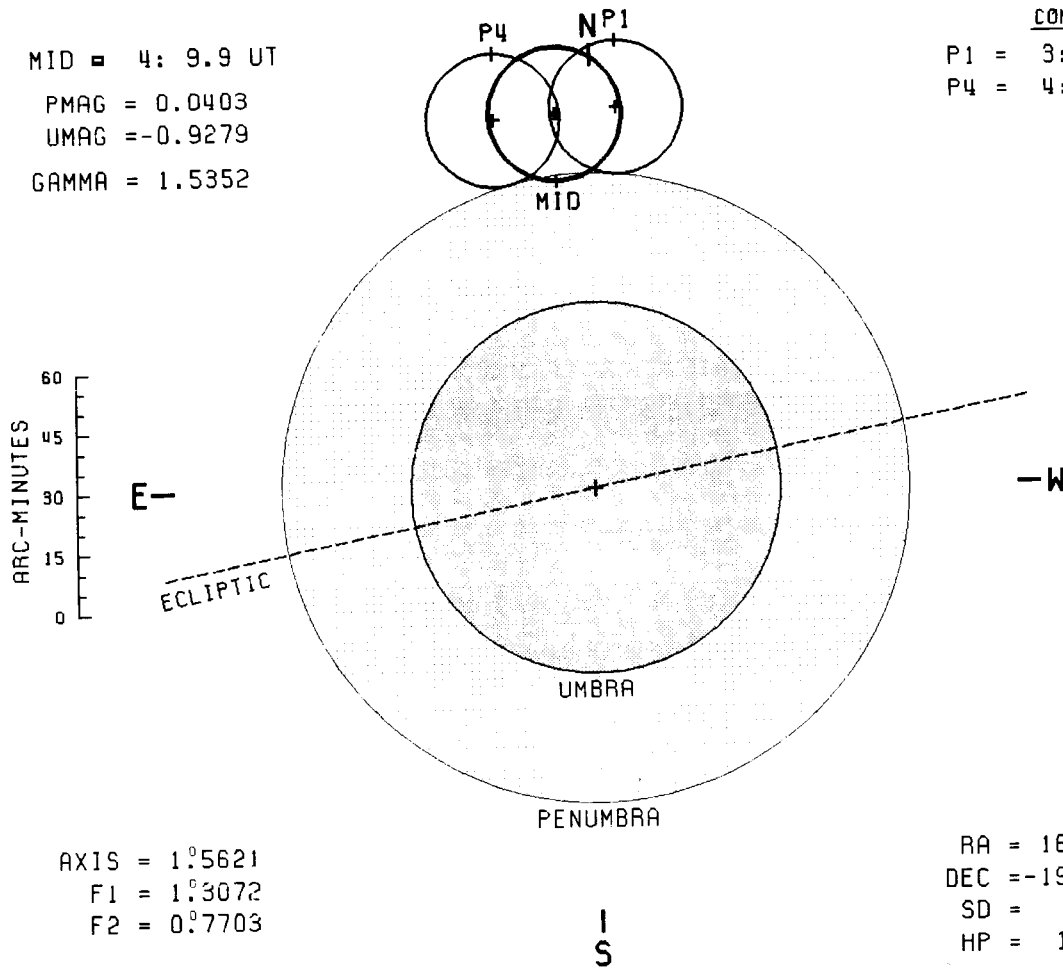
$\Delta T = 75.8$  S



# PENUMBRAL LUNAR ECLIPSE - 25 MAY 2013

MID = 4: 9.9 UT  
 PMAG = 0.0403  
 UMAG = -0.9279  
 GAMMA = 1.5352

CONTACTS  
 P1 = 3:43.8 UT  
 P4 = 4:36.3 UT



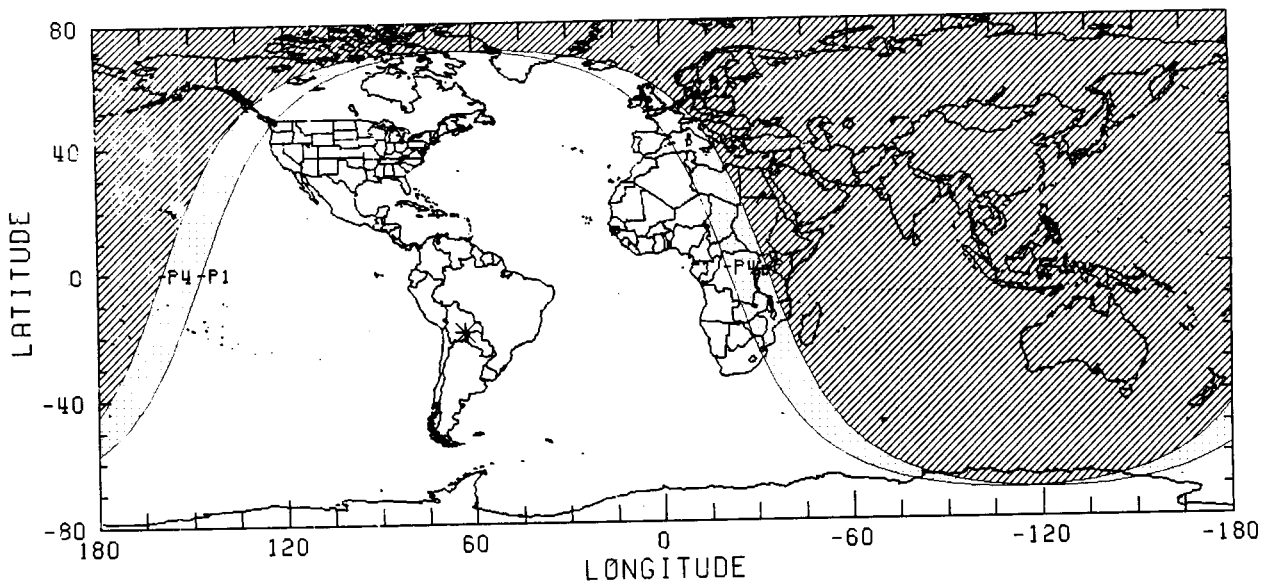
AXIS = 1°56'21"  
 F1 = 1°30'72"  
 F2 = 0°7'703"

MOON  
 RA = 16<sup>h</sup> 9<sup>m</sup> 9.<sup>s</sup>9  
 DEC = -19° 24' 45."0  
 SD = 16' 38."2  
 HP = 1° 1' 3."5

SAROS 150 ( 1/71)

JD = 2456437.674

$\Delta T = 75.8$  S



# PENUMBRAL LUNAR ECLIPSE - 18 OCT 2013

MID = 23:50.1 UT

PMAG = 0.7908

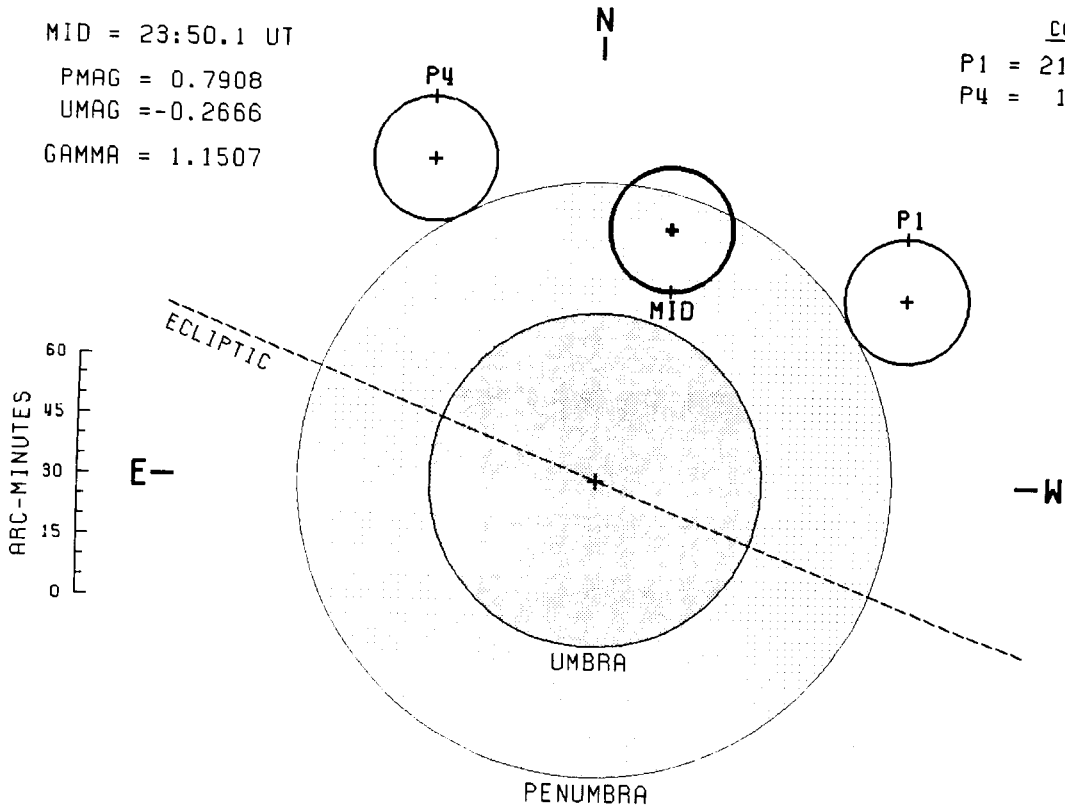
UMAG = -0.2666

GAMMA = 1.1507

CONTACTS

P1 = 21:48.0 UT

P4 = 1:51.8 UT



AXIS =  $1^{\circ}09'01''$

F1 =  $1^{\circ}24'02''$

F2 =  $0^{\circ}69'43''$

MOON

RA =  $1^{\text{h}} 34^{\text{m}} 19^{\text{s}}.5$

DEC =  $11^{\circ} 0' 11''.4$

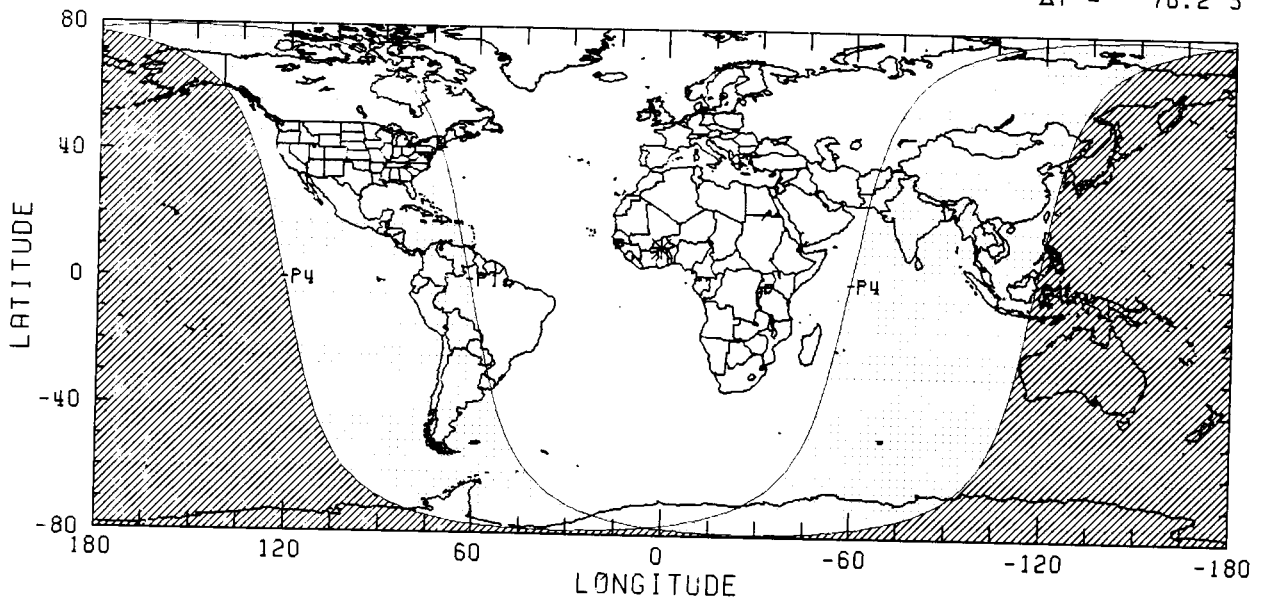
SD =  $15' 29''.3$

HP =  $0^{\circ} 56' 50''.7$

SAROS 117 (52/72)

JD = 2456584.494

$\Delta T = 76.2 \text{ S}$

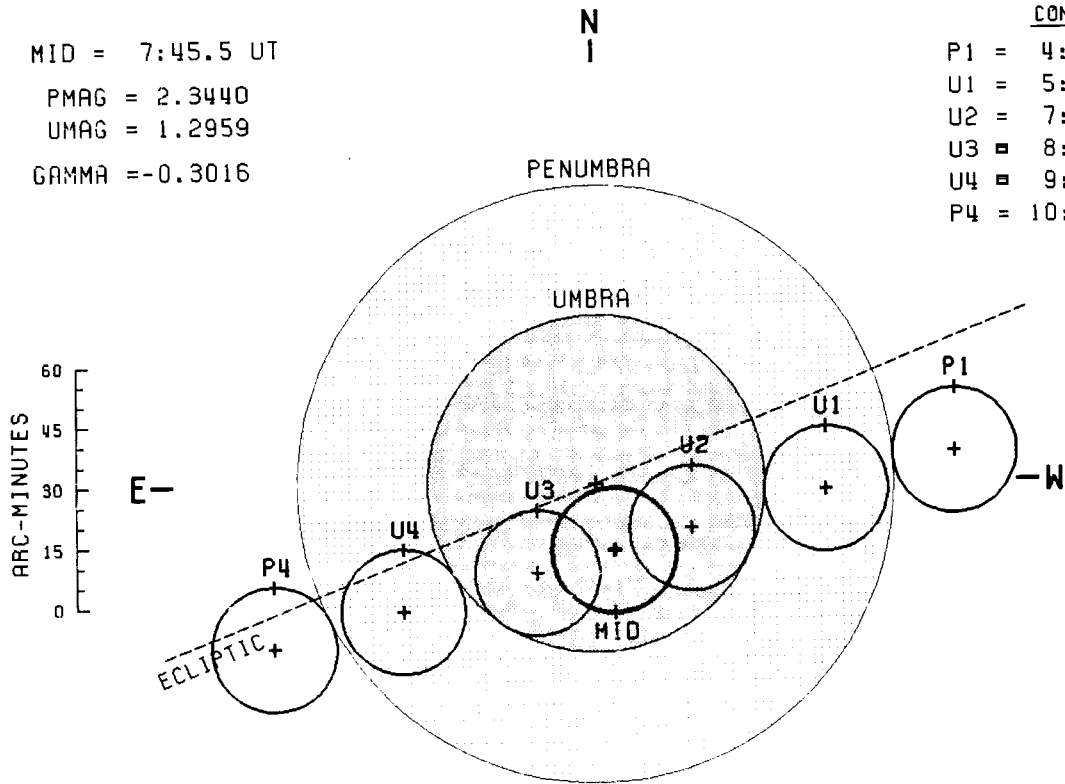


# TOTAL LUNAR ECLIPSE - 15 APR 2014

MID = 7:45.5 UT  
 PMAG = 2.3440  
 UMAG = 1.2959  
 GAMMA = -0.3016

CONTACTS

P1 = 4:51.7 UT  
 U1 = 5:57.6 UT  
 U2 = 7: 6.0 UT  
 U3 = 8:24.8 UT  
 U4 = 9:33.3 UT  
 P4 = 10:39.2 UT



AXIS = -0°28'62"  
 F1 = 1°23'99"  
 F2 = 0°6'979"

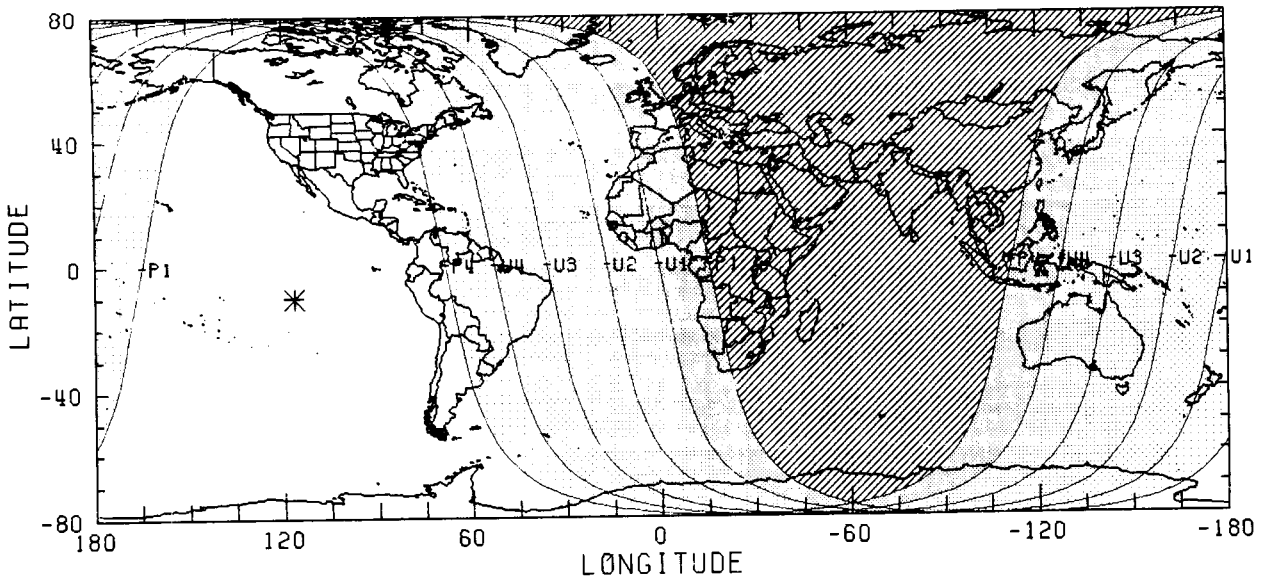
MOON

RA = 13<sup>h</sup> 33<sup>m</sup> 21.<sup>s</sup>1  
 DEC = -10° -2' 59."<sup>4</sup>  
 SD = 15' 30."<sup>9</sup>  
 HP = 0° 56' 56."<sup>5</sup>

SAROS 122 (56/75)

JD = 2456762.824

$\Delta T = 76.6$  S

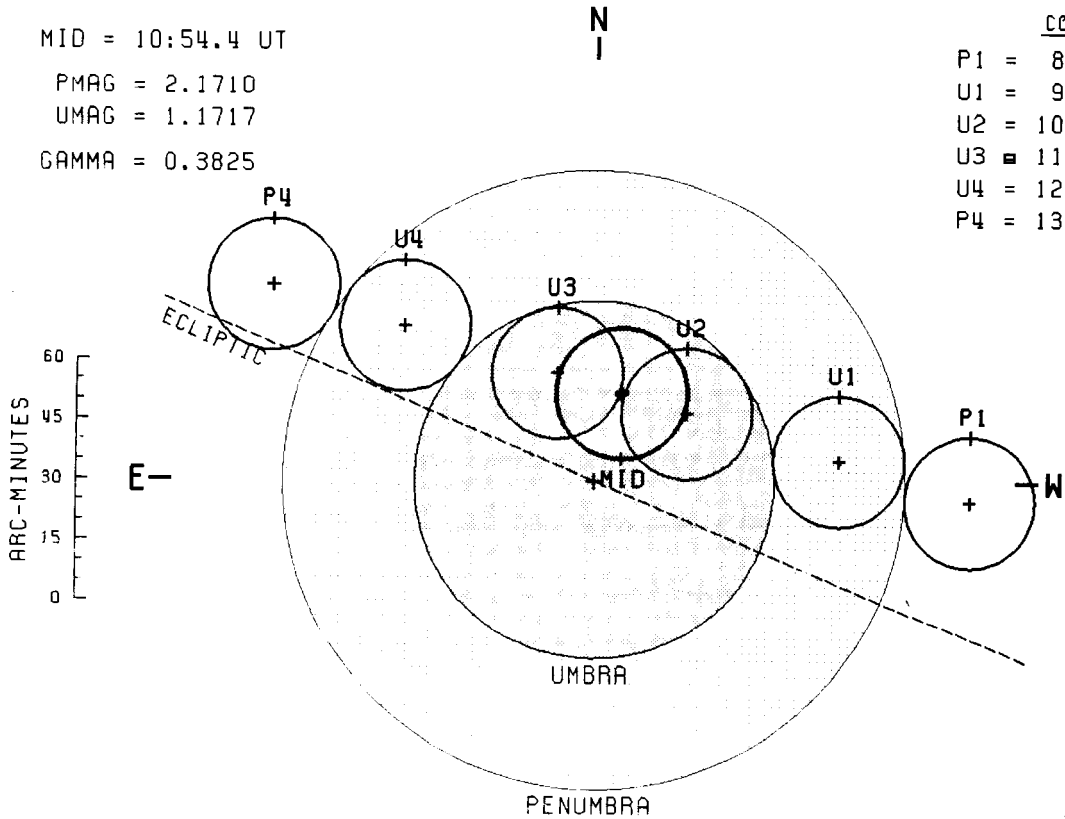


# TOTAL LUNAR ECLIPSE - 8 OCT 2014

MID = 10:54.4 UT  
 PMAG = 2.1710  
 UMAG = 1.1717  
 GAMMA = 0.3825

CONTACTS

P1 = 8:13.7 UT  
 U1 = 9:14.1 UT  
 U2 = 10:24.3 UT  
 U3 = 11:24.1 UT  
 U4 = 12:34.6 UT  
 P4 = 13:35.1 UT



AXIS = 0.°3823  
 F1 = 1.°2923  
 F2 = 0.°7481

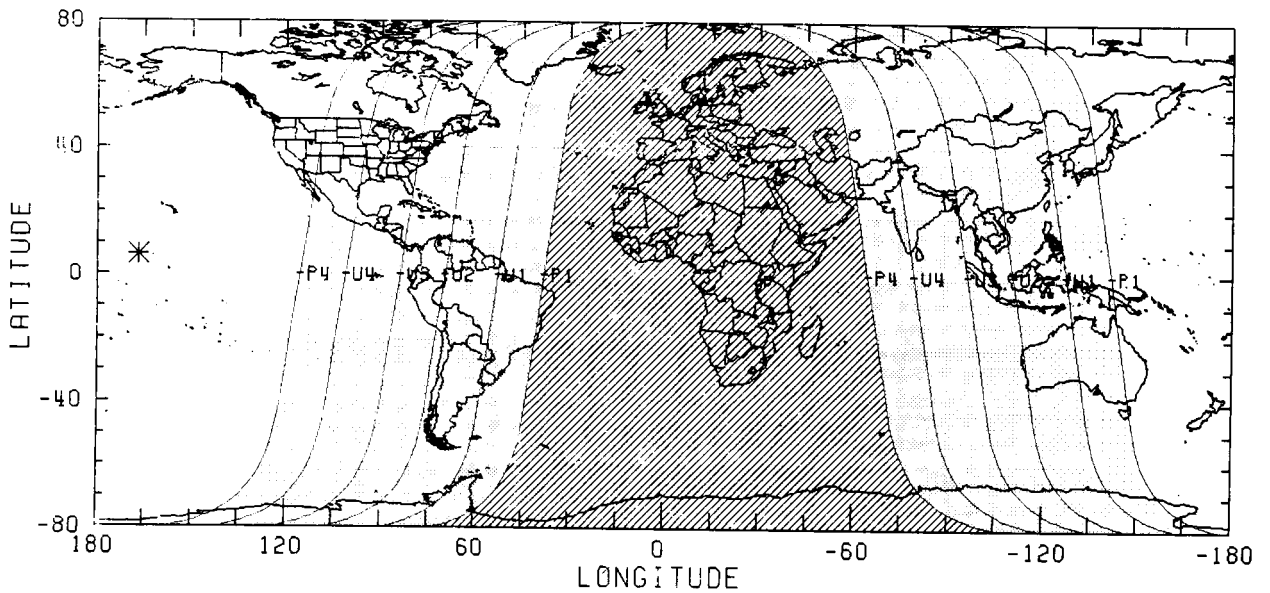
MOON

RA = 0<sup>h</sup> 55<sup>m</sup> 7.<sup>s</sup>1  
 DEC = 6° 18' 25."9  
 SD = 16' 20."3  
 HP = 0° 59' 57."9

SAROS 127 (42/72)

JD = 2456938.955

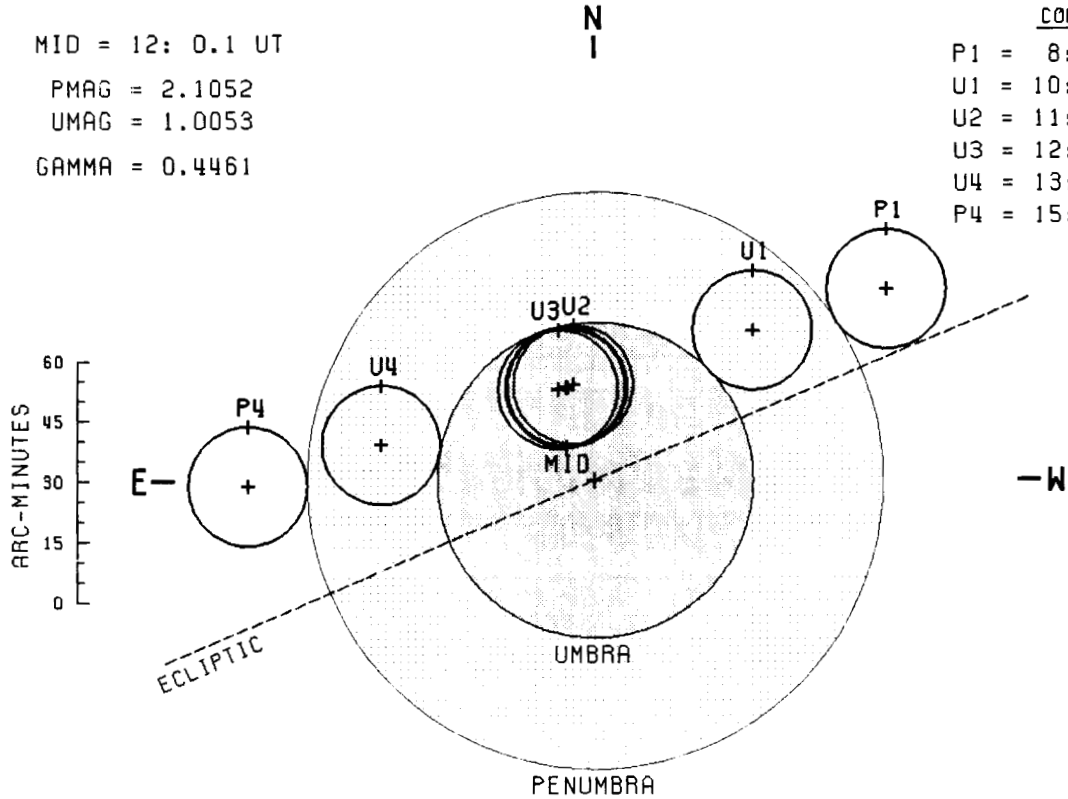
$\Delta T$  = 77.0 S



# TOTAL LUNAR ECLIPSE - 4 APR 2015

MID = 12: 0.1 UT  
 PMAG = 2.1052  
 UMAG = 1.0053  
 GAMMA = 0.4461

CONTACTS  
 P1 = 8:59.4 UT  
 U1 = 10:15.3 UT  
 U2 = 11:56.0 UT  
 U3 = 12: 4.6 UT  
 U4 = 13:45.2 UT  
 P4 = 15: 0.8 UT



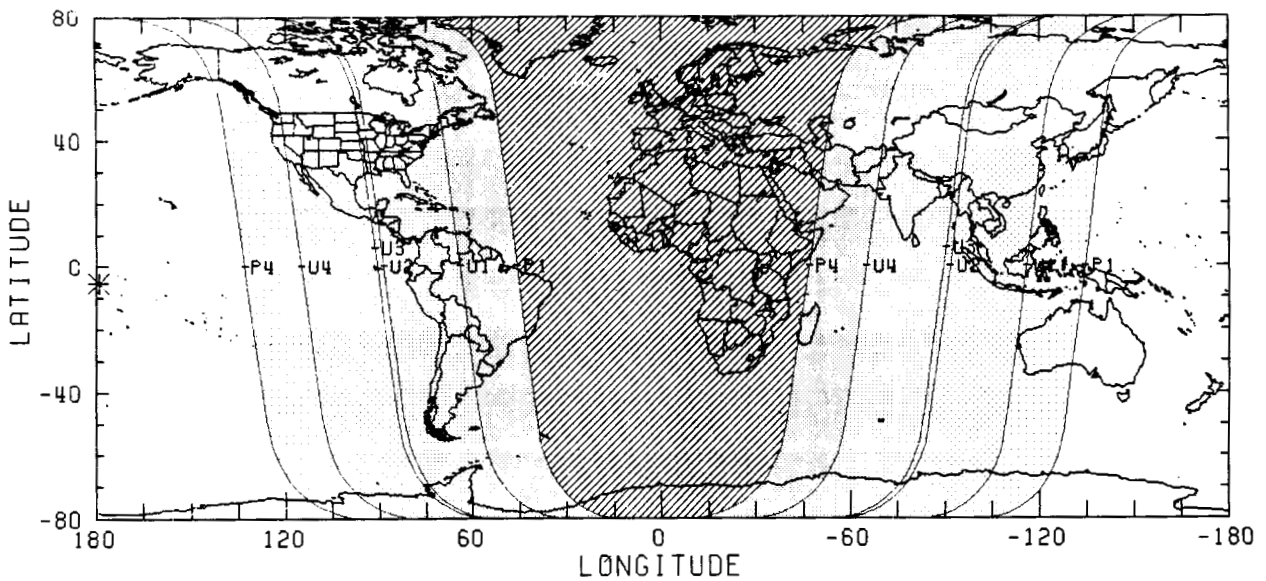
AXIS =  $0^{\circ}40'46''$   
 F1 =  $1^{\circ}19'82''$   
 F2 =  $0^{\circ}6'544''$

MOON  
 RA =  $12^{\text{h}} 53^{\text{m}} 29.7^{\text{s}}$   
 DEC =  $-5^{\circ} 17' 19.8''$   
 SD =  $14' 49.9''$   
 HP =  $0^{\circ} 54' 25.9''$

SAROS 132 (30/71)

JD = 2457117.001

$\Delta T = 77.5 \text{ S}$





# TOTAL LUNAR ECLIPSE - 28 SEP 2015

MID = 2:47.0 UT

PMAG = 2.2543

UMAG = 1.2820

GAMMA = -0.3297

## CONTACTS

P1 = 0:10.1 UT

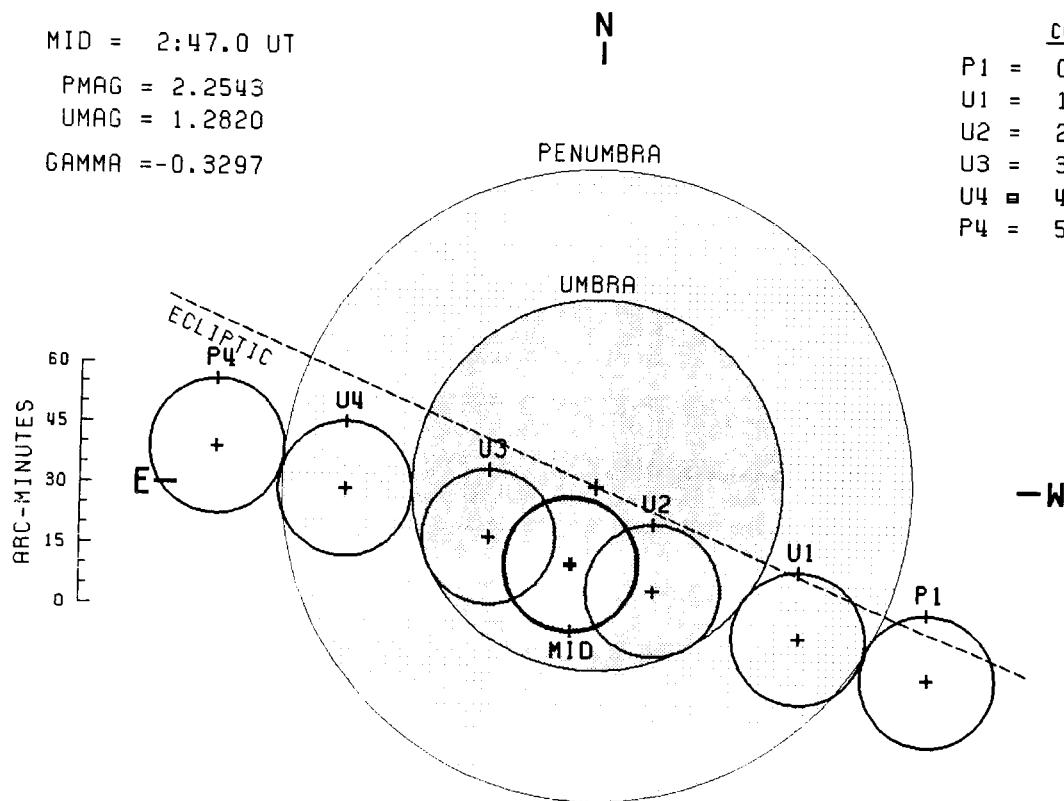
U1 = 1: 6.6 UT

U2 = 2:10.7 UT

U3 = 3:23.5 UT

U4 = 4:27.5 UT

P4 = 5:24.0 UT



AXIS = -0.3376

F1 = 1.3166

F2 = 0.7740

## MOON

RA = 0<sup>h</sup> 17<sup>m</sup> 33.<sup>s</sup>5

DEC = 1<sup>o</sup> 32' 2.<sup>9</sup>

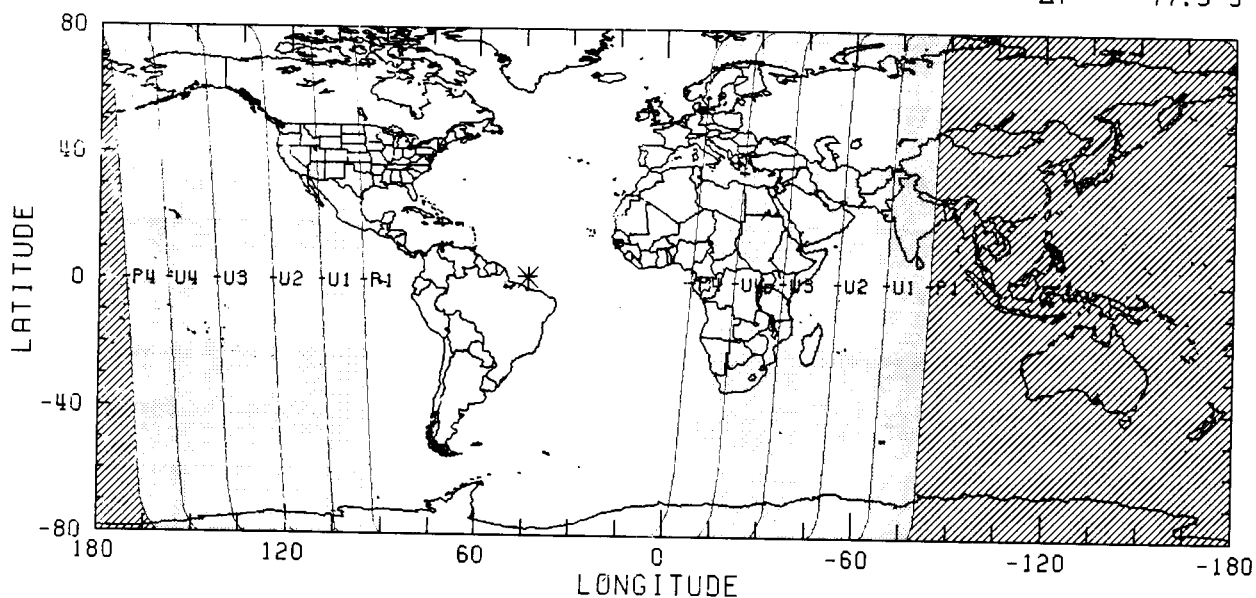
SD = 16' 44.<sup>5</sup>

HP = 1<sup>o</sup> 1' 26.<sup>5</sup>

SAROS 137 (28/81)

JD = 2457293.617

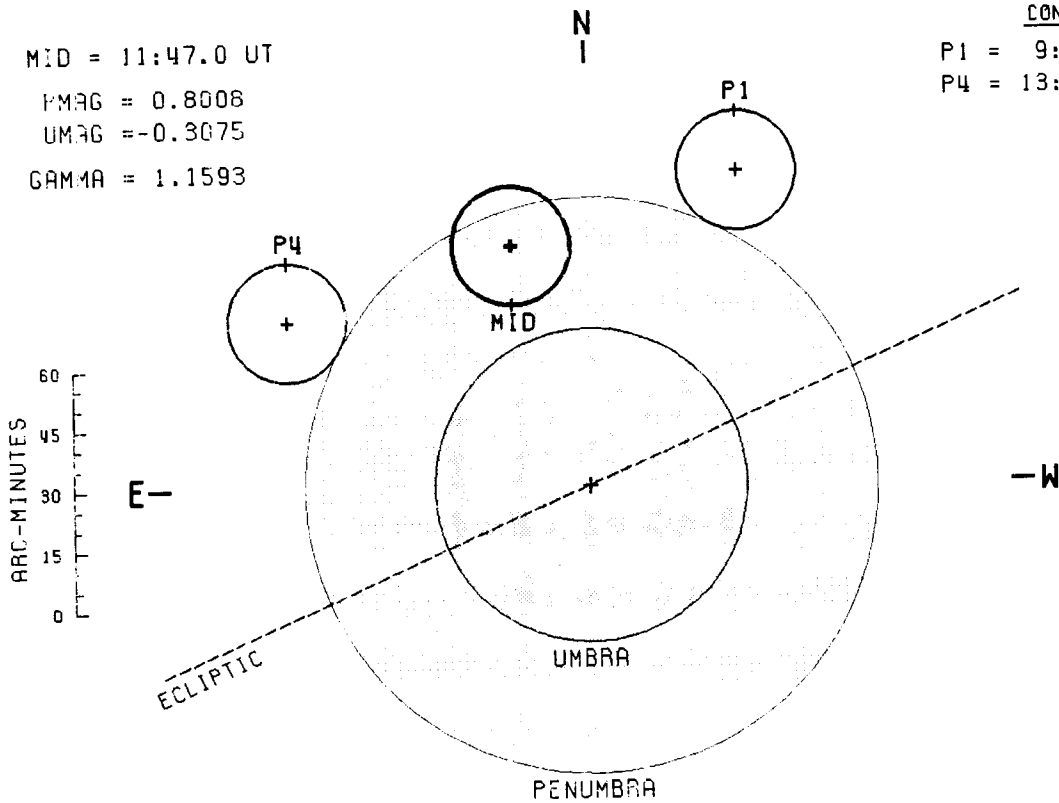
$\Delta T$  = 77.9 S



# PENUMBRAL LUNAR ECLIPSE - 23 MAR 2016

MID = 11:47.0 UT  
 PMAG = 0.8008  
 UMRG = -0.3075  
 GAMMA = 1.1593

CONTACTS  
 P1 = 9:37.0 UT  
 P4 = 13:57.3 UT



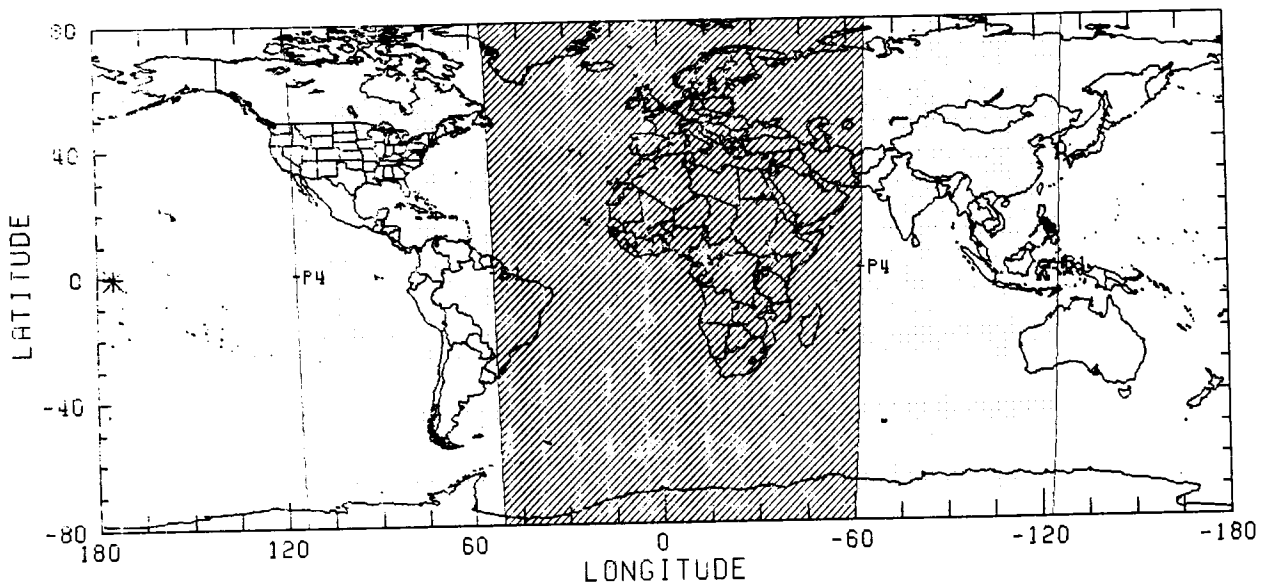
AXIS = 1°04'70"  
 F1 = 1°19'50"  
 F2 = 0°6'495"

MOON  
 RA = 12<sup>h</sup> 13<sup>m</sup> 18.<sup>s</sup>5  
 DEC = 0° 18' 20."<sup>8</sup>  
 SD = 14' 46."<sup>0</sup>  
 HP = 0° 54' 11."<sup>6</sup>

SAROS 142 (18/74)

JD = 2457470.992

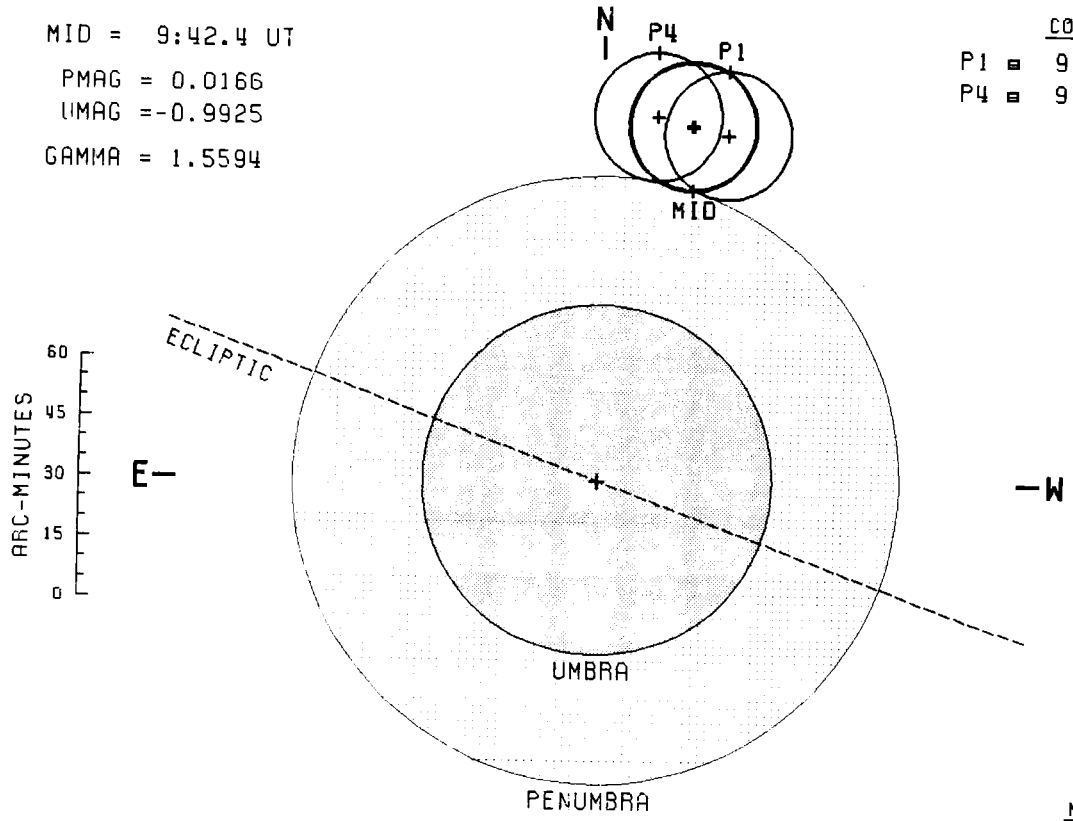
$\Delta T = 78.3$  S



# PENUMBRAL LUNAR ECLIPSE - 18 AUG 2016

MID = 9:42.4 UT  
 PMAG = 0.0166  
 UMAG = -0.9925  
 GAMMA = 1.5594

CONTACTS  
 P1 = 9:25.6 UT  
 P4 = 9:59.2 UT



ARC-MINUTES  
 60  
 45  
 30  
 15  
 0

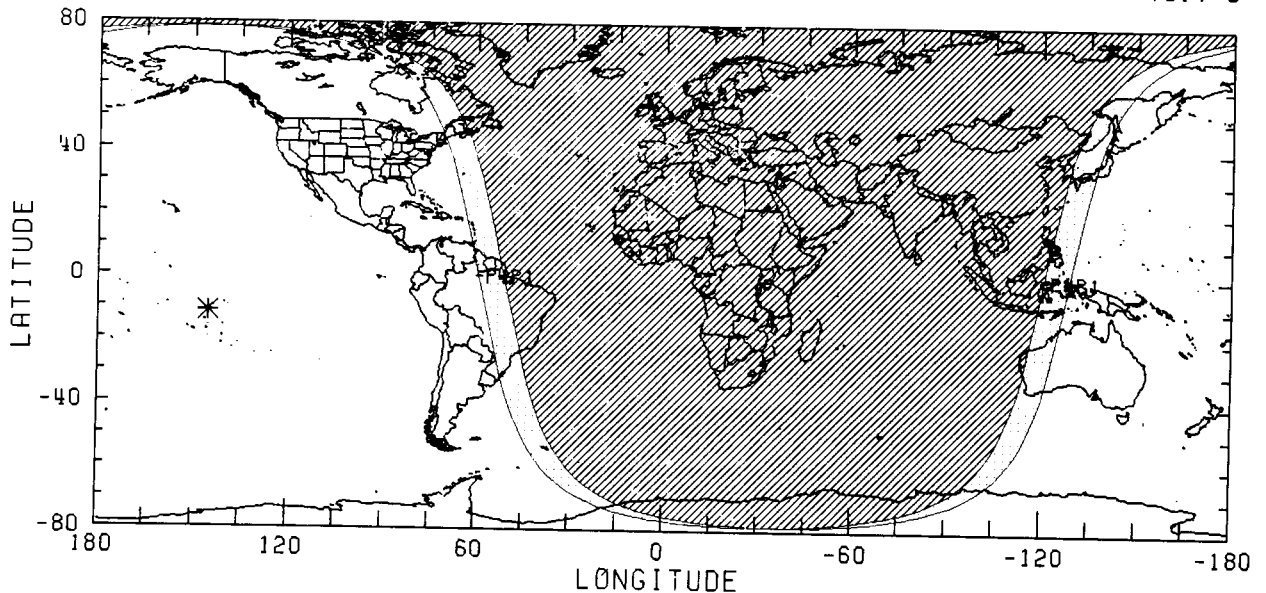
AXIS =  $1^{\circ}52'34''$   
 F1 =  $1^{\circ}26'60''$   
 F2 =  $0^{\circ}7'287''$

MOON  
 RA =  $21^{\text{h}}50^{\text{m}}57.5^{\text{s}}$   
 DEC =  $-11^{\circ}24'59.8''$   
 SD =  $15'58.4''$   
 HP =  $0^{\circ}58'37.2''$

SAROS 109 (73/73)

JD = 2457618.905

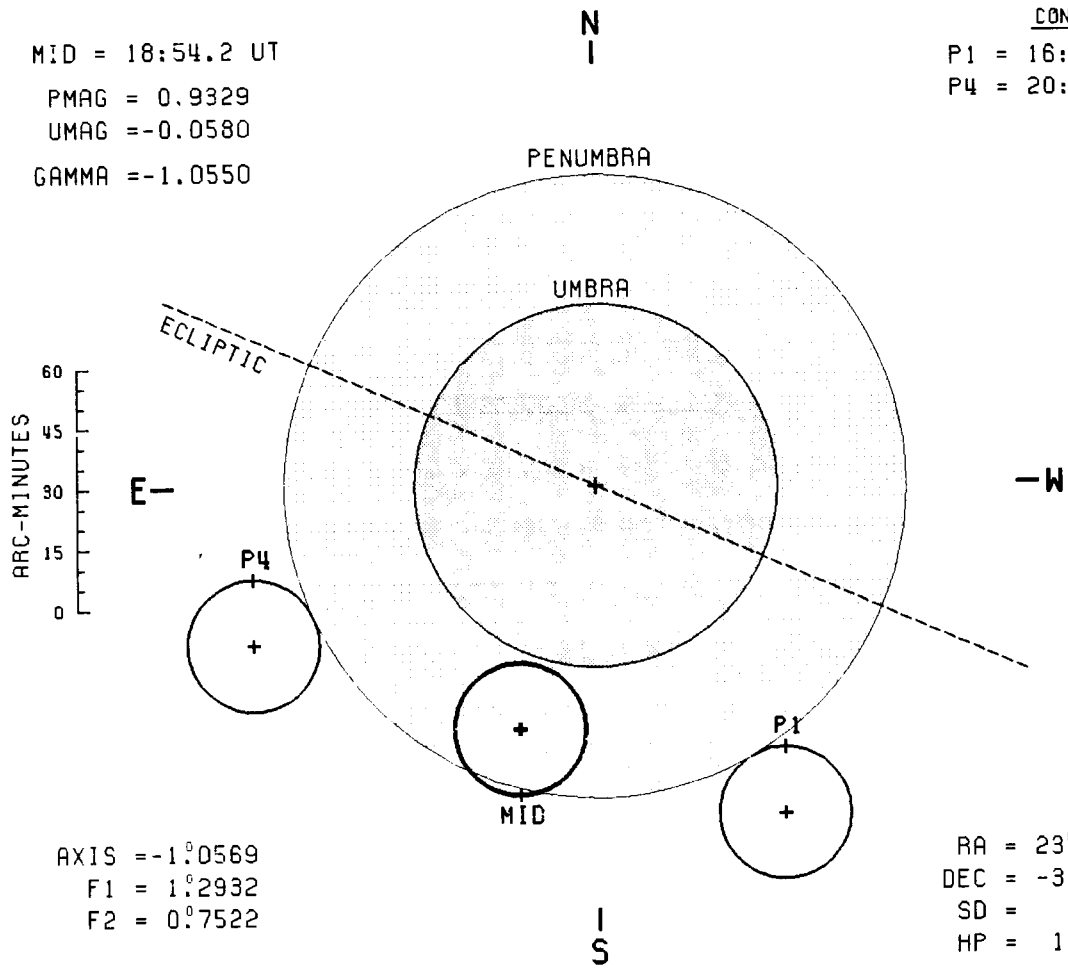
$\Delta T = 78.7 \text{ S}$



# PENUMBRAL LUNAR ECLIPSE - 16 SEP 2016

MID = 18:54.2 UT  
 PMAG = 0.9329  
 UMAG = -0.0580  
 GAMMA = -1.0550

CONTACTS  
 P1 = 16:52.7 UT  
 P4 = 20:56.0 UT



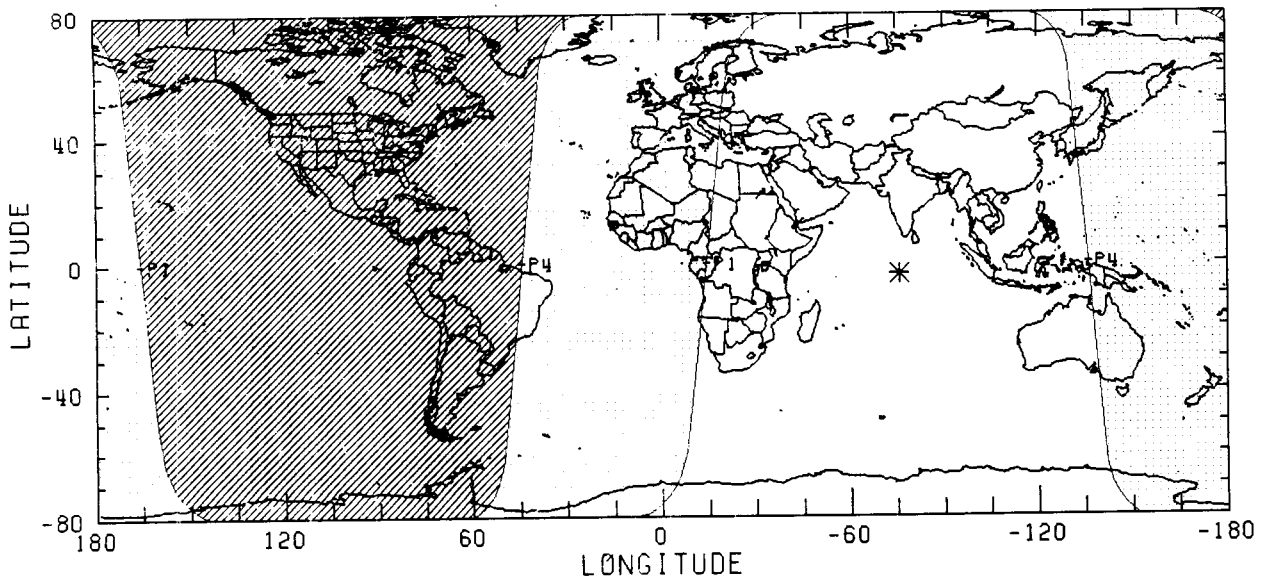
AXIS = -1.0569  
 F1 = 1.2932  
 F2 = 0.7522

MOON  
 RA = 23<sup>h</sup> 40<sup>m</sup> 27.<sup>s</sup>3  
 DEC = -3° 15' 37."2  
 SD = 16' 22."8  
 HP = 1° 0' 6."8

SAROS 147 ( 9/71)

JD = 2457648.289

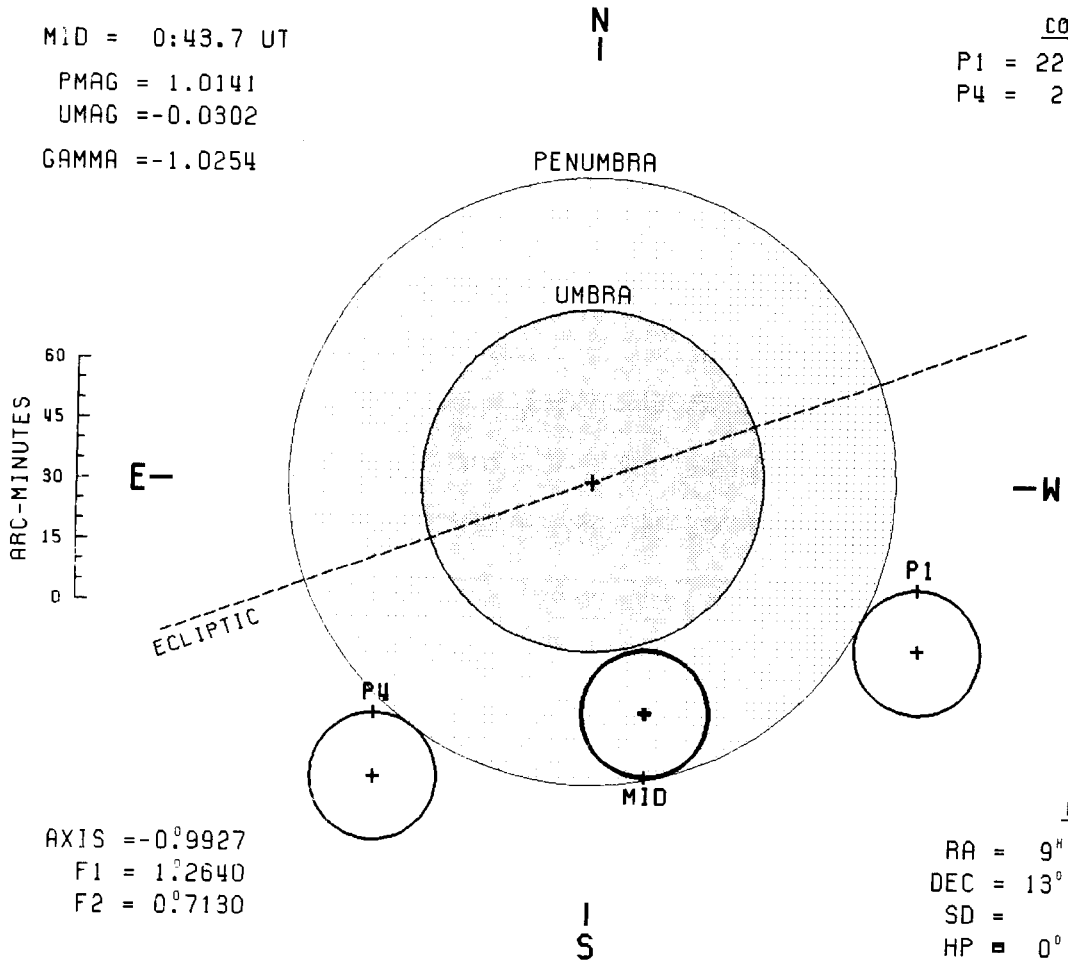
$\Delta T = 78.7$  S



# PENUMBRAL LUNAR ECLIPSE - 11 FEB 2017

MID = 0:43.7 UT  
 PMAG = 1.0141  
 UMAG = -0.0302  
 GAMMA = -1.0254

CONTACTS  
 P1 = 22:31.9 UT  
 P4 = 2:55.3 UT



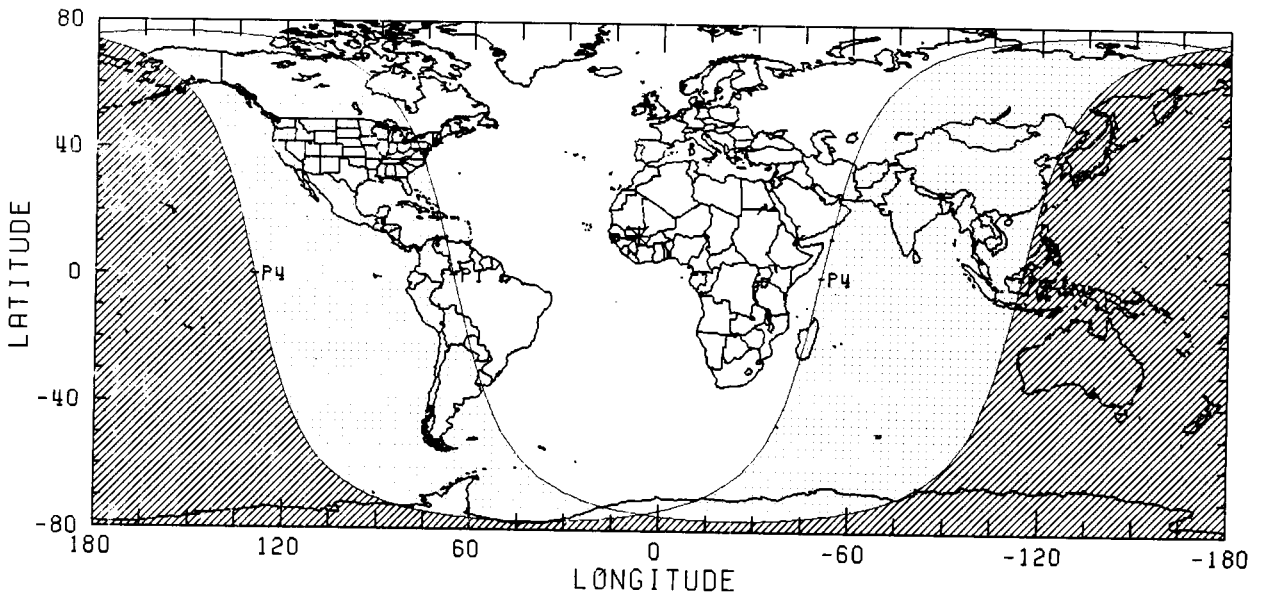
AXIS = -0.9927  
 F1 = 1.2640  
 F2 = 0.7130

MOON  
 RA = 9<sup>h</sup> 38<sup>m</sup> 22.5<sup>s</sup>  
 DEC = 13° 3' 10.8"  
 SD = 15' 49.8"  
 HP = 0° 58' 5.6"

SAROS 114 (59/71)

JD = 2457795.531

$\Delta T$  = 79.1 S



# PARTIAL LUNAR ECLIPSE - 7 AUG 2017

MID = 18:20.3 UT

PMAG = 1.3145

UMAG = 0.2515

GAMMA = 0.8668

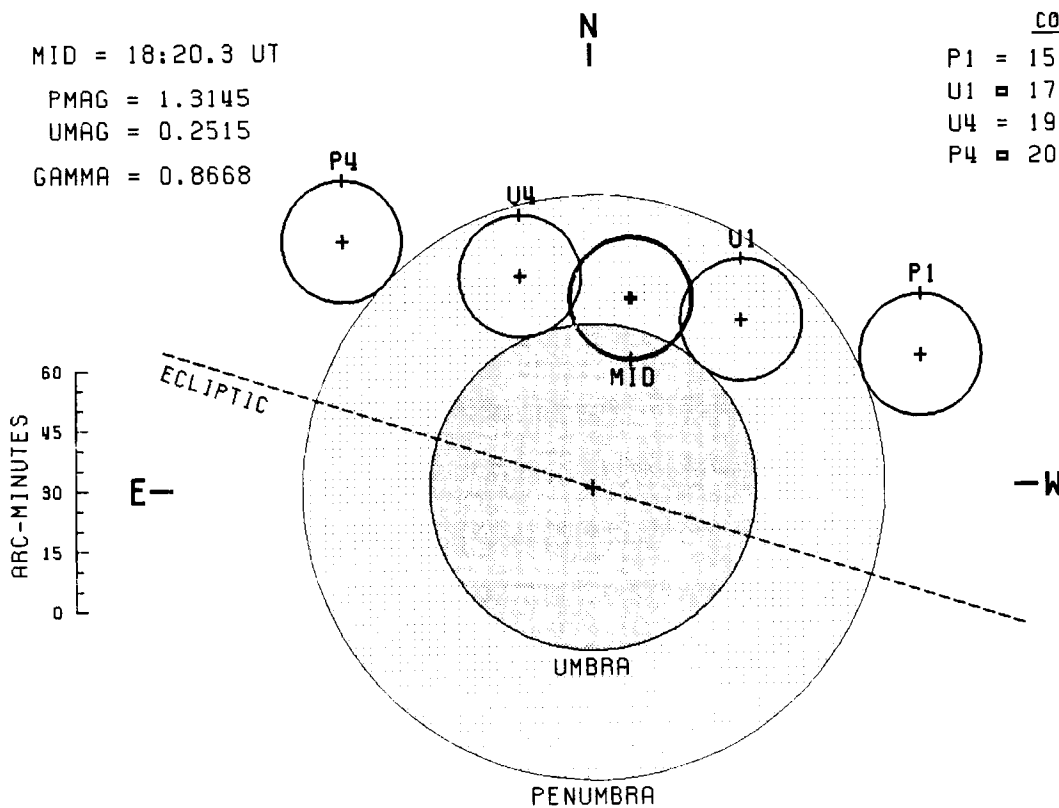
## CONTACTS

P1 = 15:47.7 UT

U1 = 17:22.1 UT

U4 = 19:18.4 UT

P4 = 20:52.7 UT



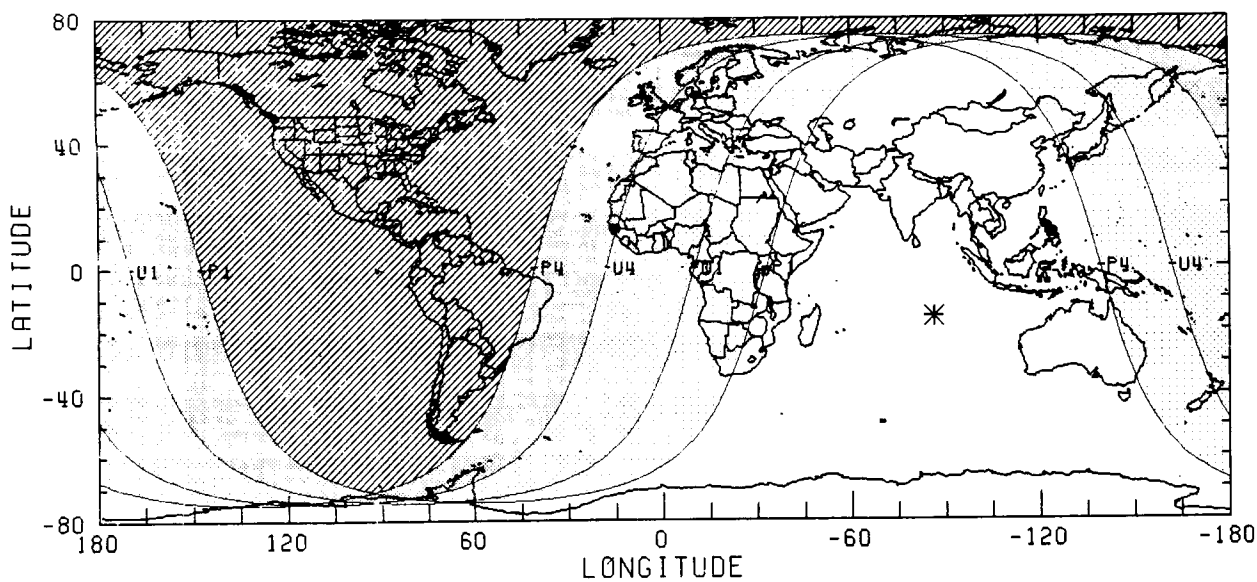
AXIS =  $0^{\circ}8'02.4''$   
 F1 =  $1^{\circ}21'33''$   
 F2 =  $0^{\circ}6'77.0''$

MOON  
 RA =  $21^{\text{h}} 10^{\text{m}} 53.9^{\text{s}}$   
 DEC =  $-15^{\circ} 25' 17.7''$   
 SD =  $15' 8.1''$   
 HP =  $0^{\circ} 55' 32.7''$

SAROS 119 (62/83)

JD = 2457973.265

$\Delta T = 79.5 \text{ S}$

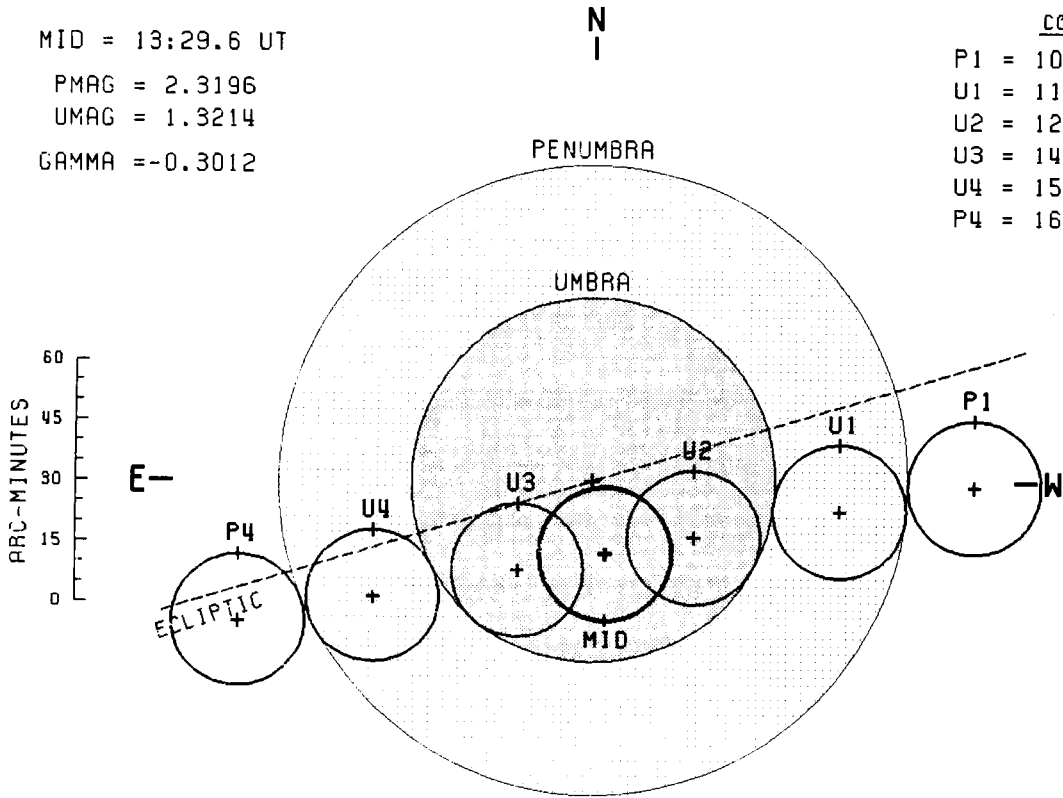


# TOTAL LUNAR ECLIPSE - 31 JAN 2018

MID = 13:29.6 UT  
 PMAG = 2.3196  
 UMAG = 1.3214  
 GAMMA = -0.3012

CONTACTS

P1 = 10:49.4 UT  
 U1 = 11:47.7 UT  
 U2 = 12:51.0 UT  
 U3 = 14: 8.1 UT  
 U4 = 15:11.4 UT  
 P4 = 16: 9.9 UT



AXIS = -0.°3056  
 F1 = 1.°3117  
 F2 = 0.°7597

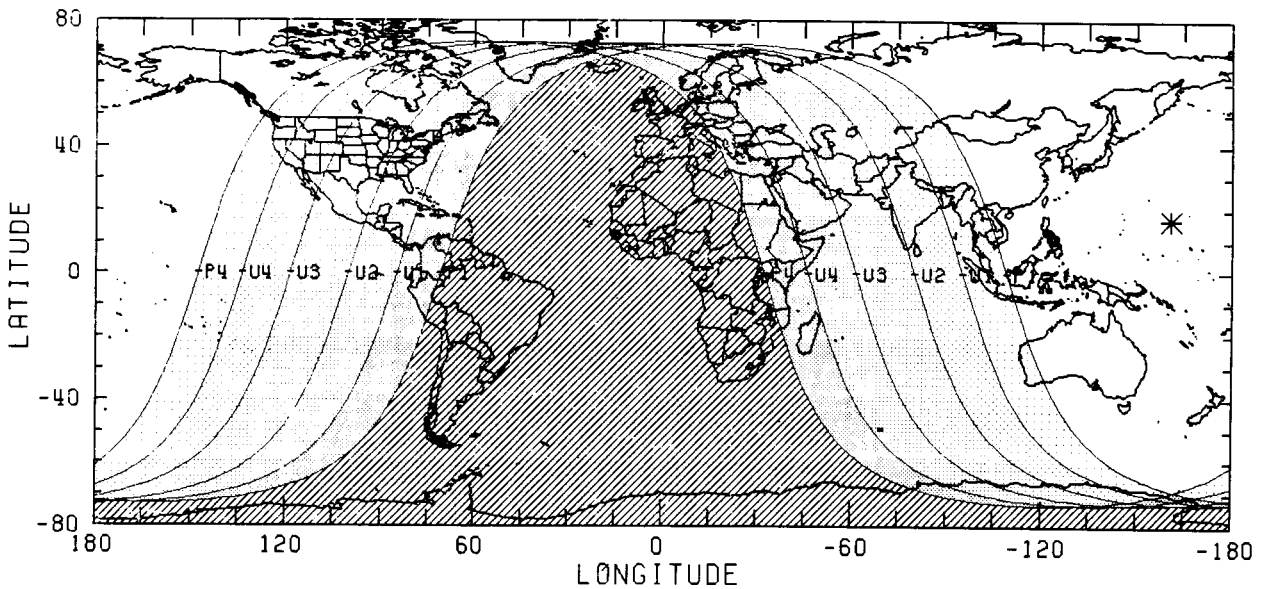
MOON

RA = 8<sup>h</sup> 56<sup>m</sup> 4.9<sup>s</sup>  
 DEC = 16° 59' 45.3"  
 SD = 16' 35.2"  
 HP = 1° 0' 52.5"

SAROS 124 (49/74)

JD = 2458150.063

$\Delta T = 80.0$  S



# TOTAL LUNAR ECLIPSE - 27 JUL 2018

MID = 20:21.5 UT

PMAG = 2.7056

UMAG = 1.6137

GAMMA = 0.1166

## CONTACTS

P1 = 17:12.7 UT

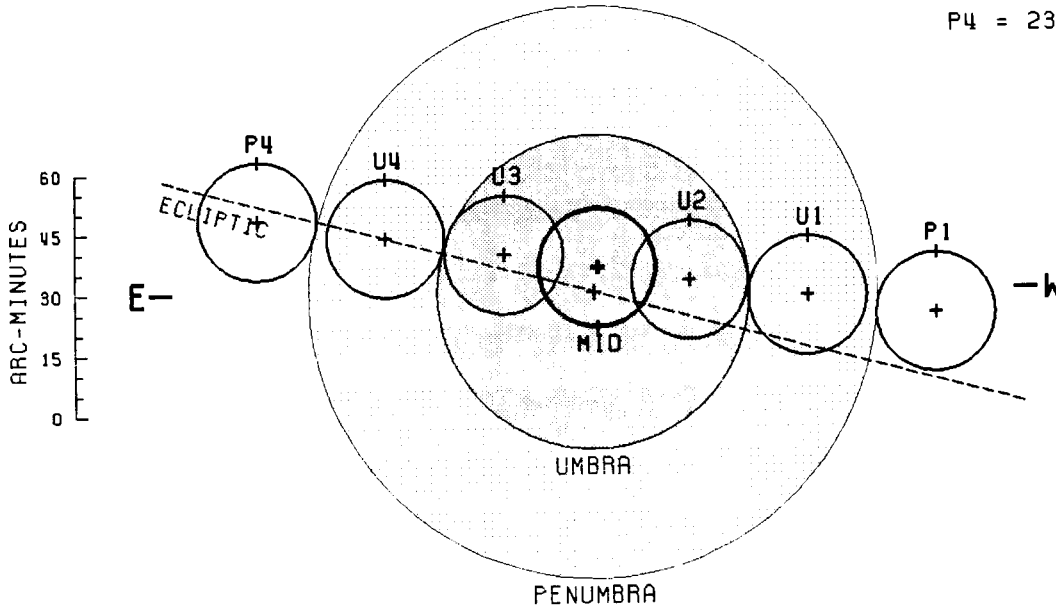
U1 = 18:23.8 UT

U2 = 19:29.6 UT

U3 = 21:13.5 UT

U4 = 22:19.3 UT

P4 = 23:30.4 UT



AXIS =  $0^{\circ}10'49''$

F1 =  $1^{\circ}18'66''$

F2 =  $0^{\circ}6'511''$

## MOON

RA =  $20^{\circ}28'18.52''$

DEC =  $-18^{\circ}58'11.5''$

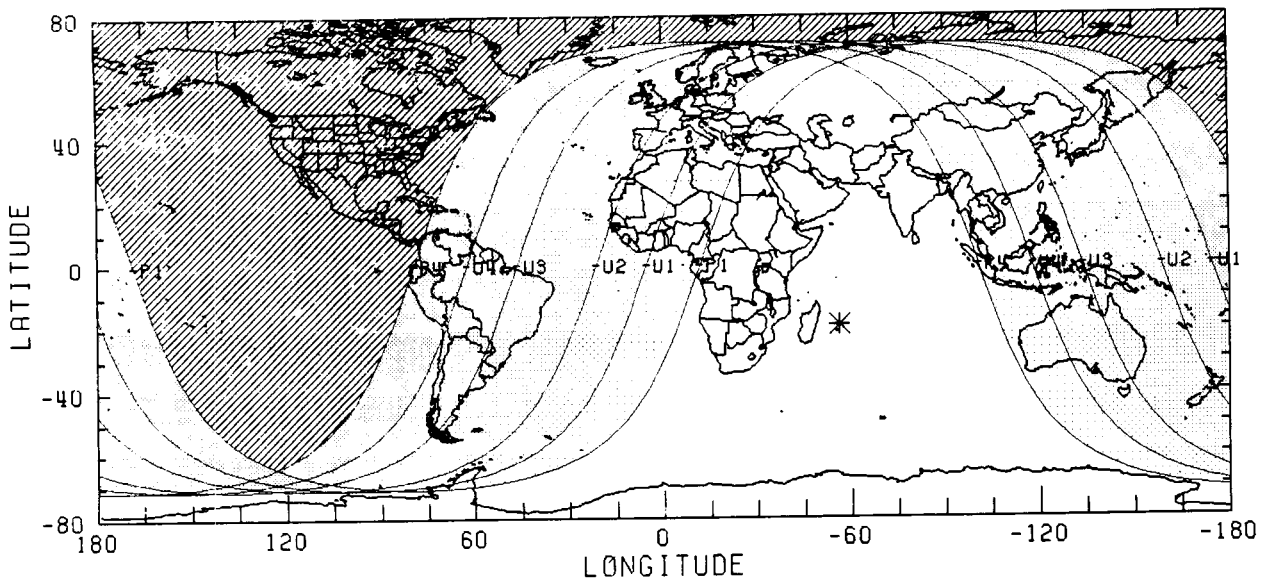
SD =  $14'42.7''$

HP =  $0^{\circ}53'59.7''$

SAROS 129 (38/71)

JD = 2458327.349

$\Delta T = 80.4$  S



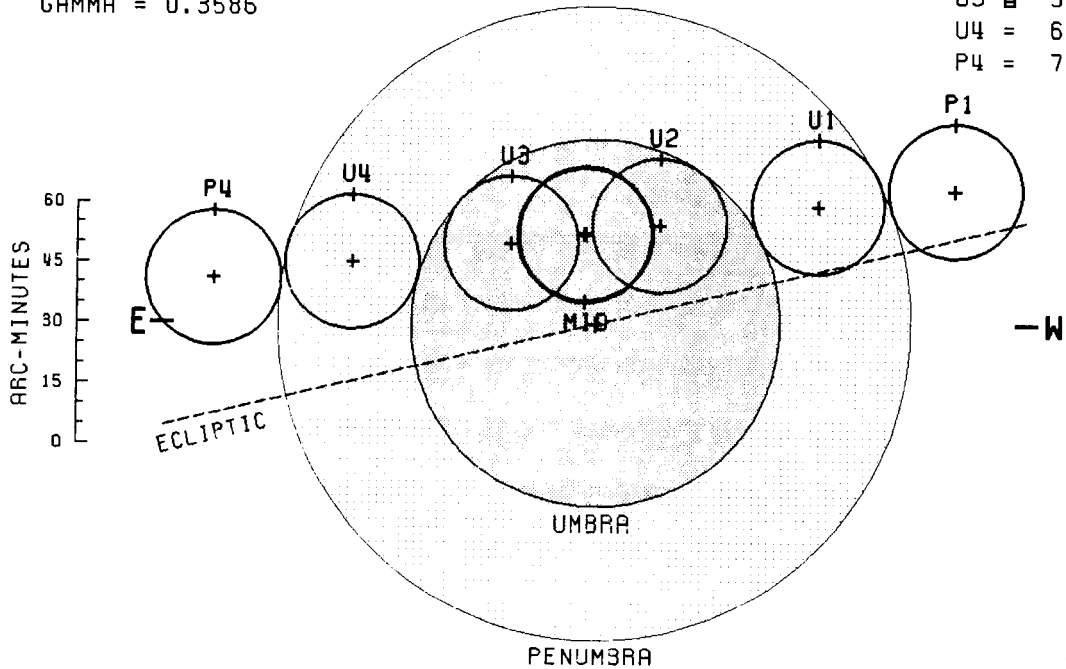


# TOTAL LUNAR ECLIPSE - 21 JAN 2019

MID = 5:12.1 UT  
 PMAG = 2.1931  
 UMAG = 1.2005  
 GAMMA = 0.3586

## CONTACTS

P1 = 2:34.7 UT  
 U1 = 3:33.2 UT  
 U2 = 4:40.7 UT  
 U3 = 5:43.6 UT  
 U4 = 6:51.0 UT  
 P4 = 7:49.5 UT



AXIS =  $0^{\circ}37'66''$   
 F1 =  $1^{\circ}31'92''$   
 F2 =  $0^{\circ}7'66''$

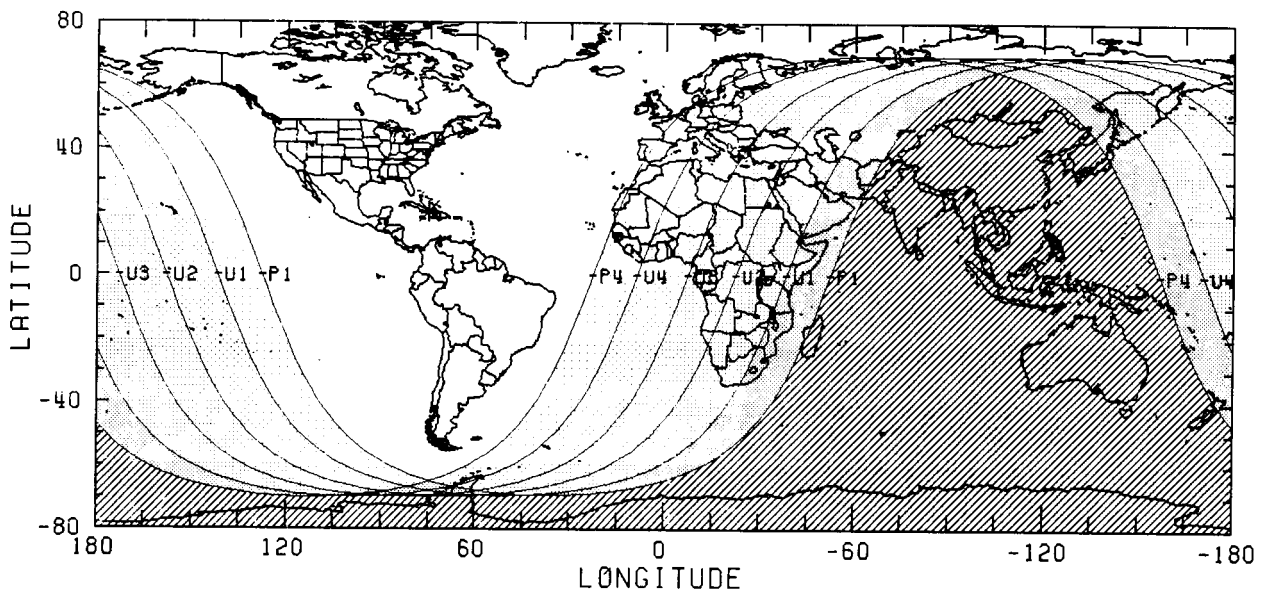
## MOON

RA =  $8^{\text{h}} 12^{\text{m}} 28.56^{\text{s}}$   
 DEC =  $20^{\circ} 20' 14.3''$   
 SD =  $16' 42.1''$   
 HP =  $1^{\circ} 1' 17.9''$

SAROS 134 (27/73)

JD = 2458504.718

$\Delta T = 80.9 \text{ S}$



# PARTIAL LUNAR ECLIPSE - 16 JUL 2019

MID = 21:30.5 UT

PMAG = 1.7293

UMAG = 0.6576

GAMMA = -0.6432

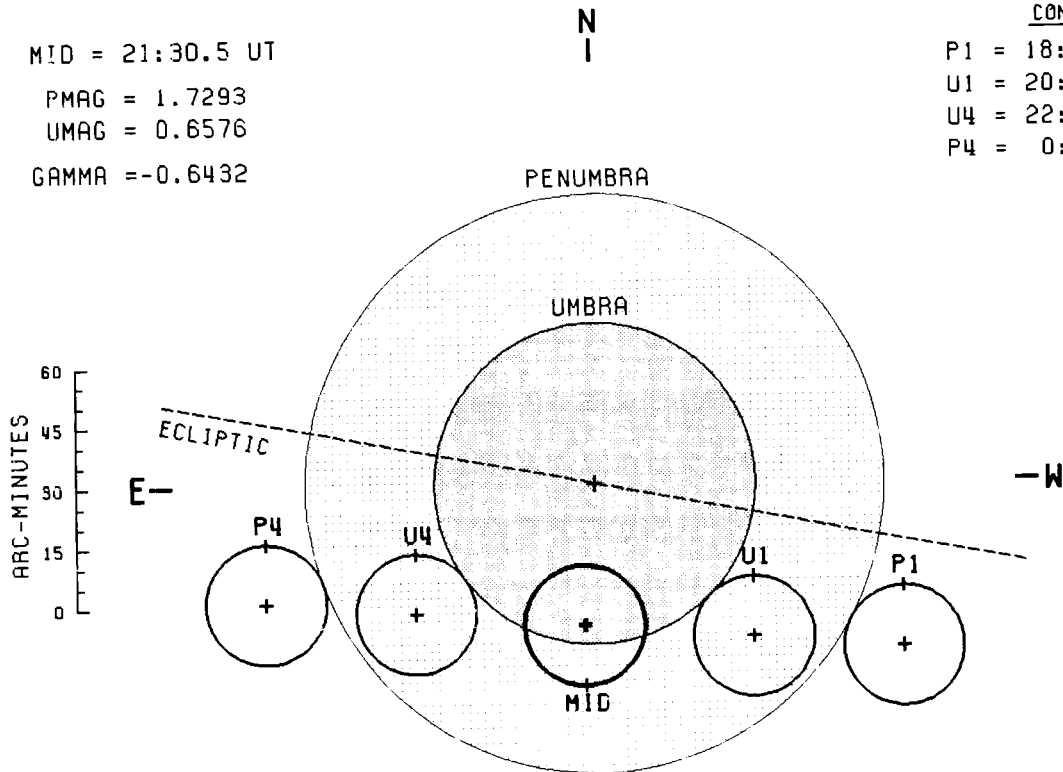
CONTACTS

P1 = 18:41.7 UT

U1 = 20: 1.1 UT

U4 = 22:60.0 UT

P4 = 0:19.4 UT



AXIS = -0°5892

F1 = 1°2029

F2 = 0°6679

MOON

RA = 19<sup>h</sup> 44<sup>m</sup> 0.<sup>s</sup>3

DEC = -21° 52' 53."6

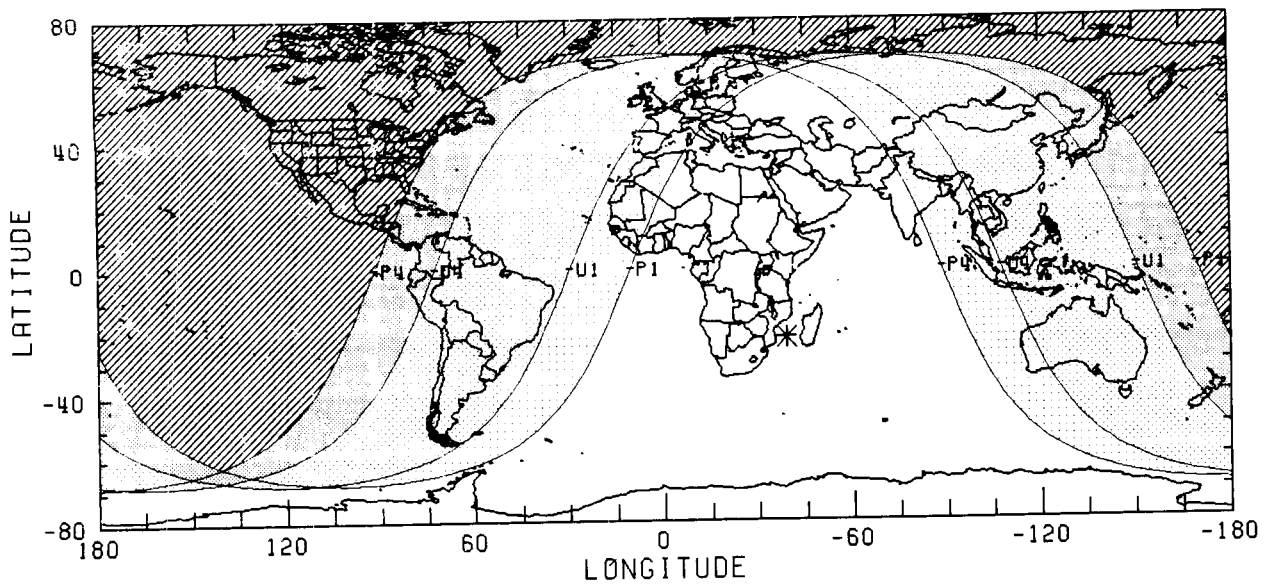
SD = 14' 58."7

HP = 0° 54' 58."2

SAROS 139 (23/82)

JD = 2458681.397

$\Delta T = 81.3$  S



# PENUMBRAL LUNAR ECLIPSE - 10 JAN 2020

MID = 19: 9.8 UT

PMAG = 0.9208

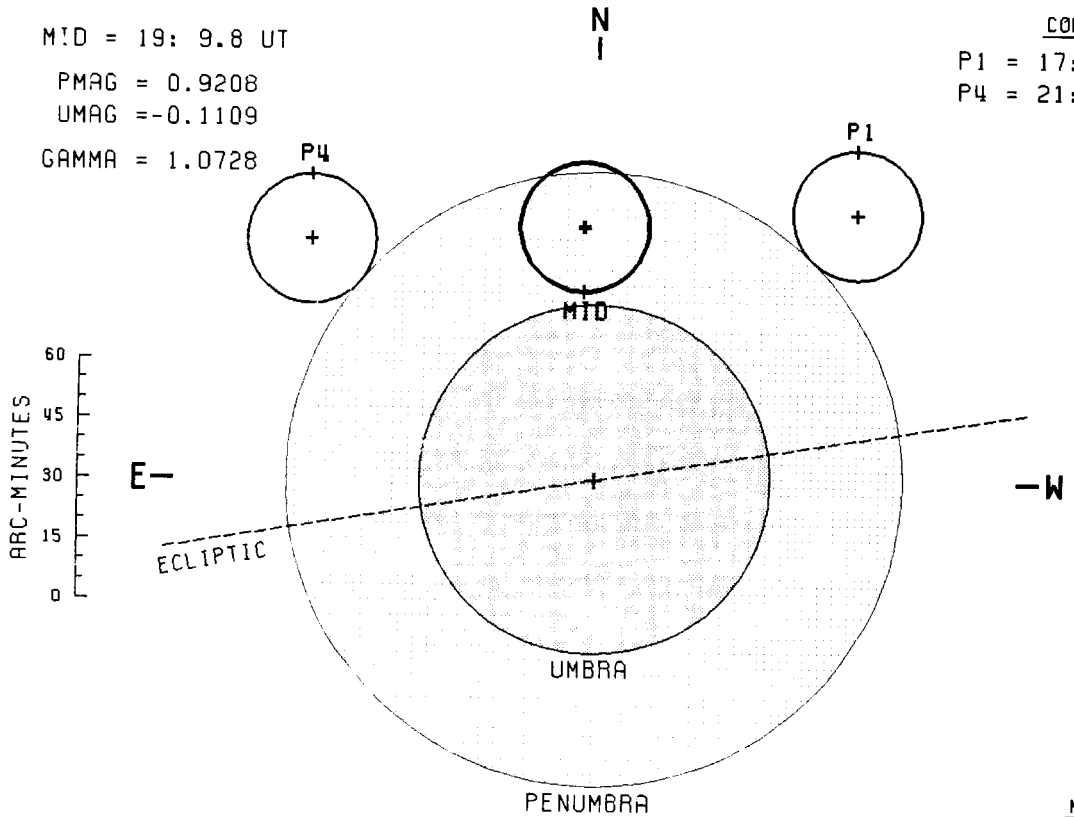
UMAG = -0.1109

GAMMA = 1.0728

CONTACTS

P1 = 17: 5.4 UT

P4 = 21: 14.3 UT



AXIS =  $1^{\circ}0550$

F1 =  $1^{\circ}2806$

F2 =  $0^{\circ}7276$

MOON

RA =  $7^{\text{h}} 26^{\text{m}} 45.9^{\text{s}}$

DEC =  $23^{\circ} 0' 3.5$

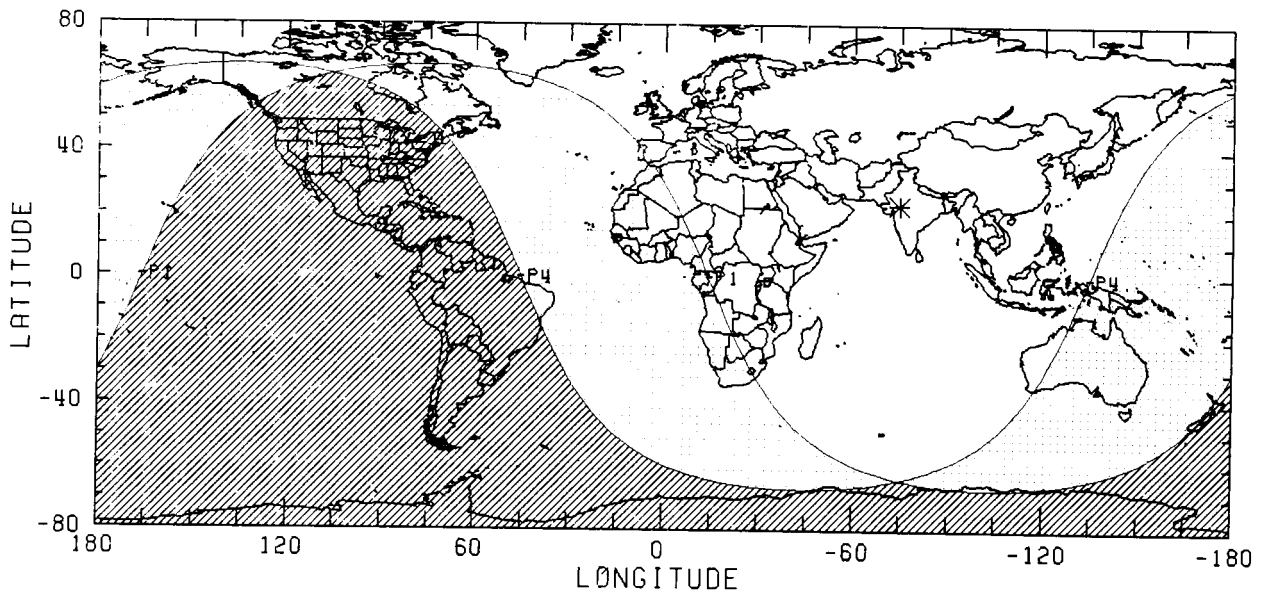
SD =  $16' 4.8$

HP =  $0^{\circ} 59' 0.8$

SAROS 144 (16/71)

JD = 2458859.299

$\Delta T = 81.8 \text{ S}$



# PENUMBRAL LUNAR ECLIPSE - 5 JUN 2020

MID = 19:24.9 UT

PMAG = 0.5936

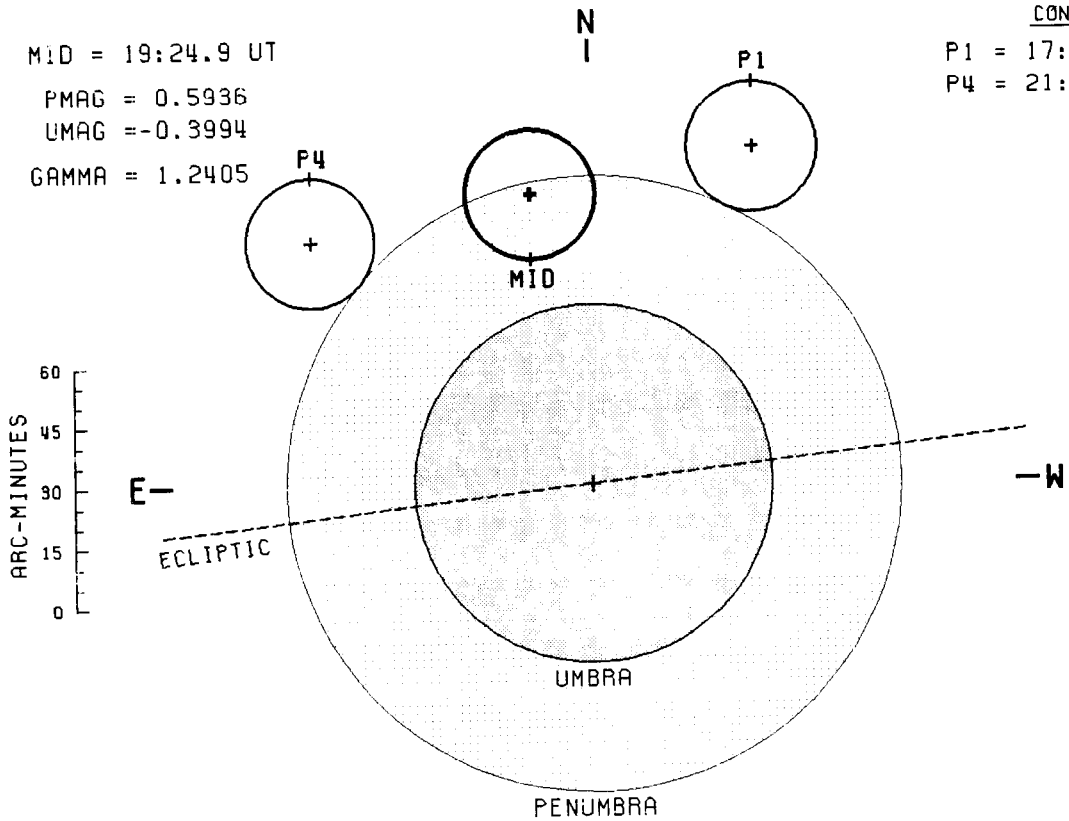
UMAG = -0.3994

GAMMA = 1.2405

CONTACTS

P1 = 17:43.3 UT

P4 = 21: 6.4 UT



AXIS =  $1^{\circ}22'83''$

F1 =  $1^{\circ}27'88''$

F2 =  $0^{\circ}74'29''$

MOON

RA =  $16^{\text{h}} 58^{\text{m}} 25.5^{\text{s}}$

DEC =  $-21^{\circ} 27' -9.2''$

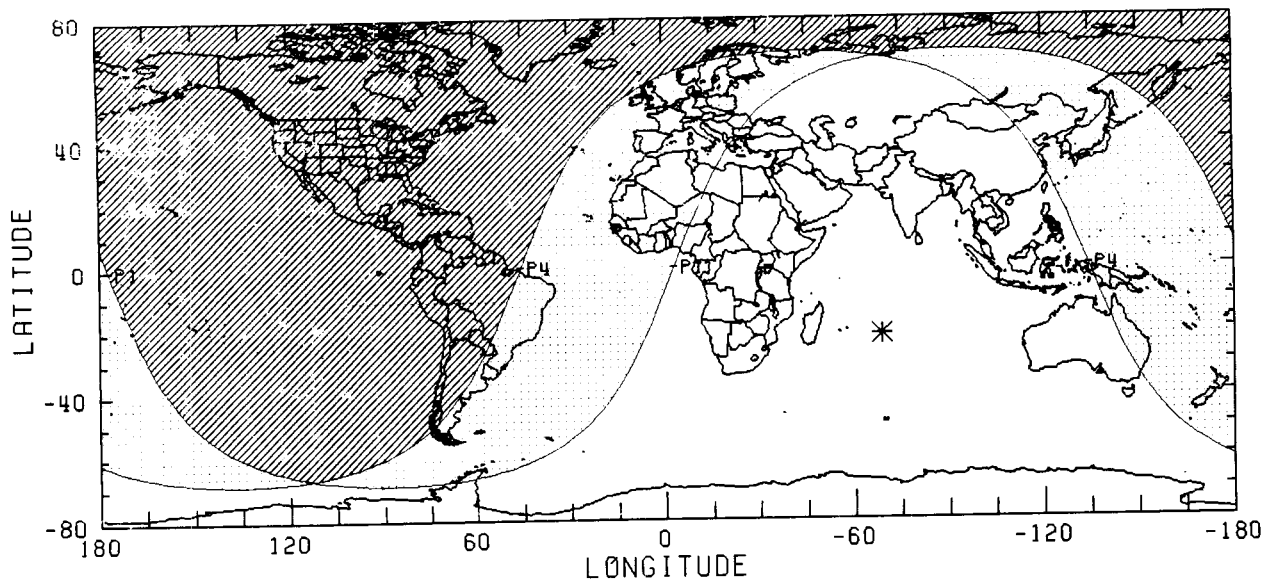
SD =  $16' 11.4''$

HP =  $0^{\circ} 59' 25.7''$

SAROS 111 (67/71)

JD = 2459006.310

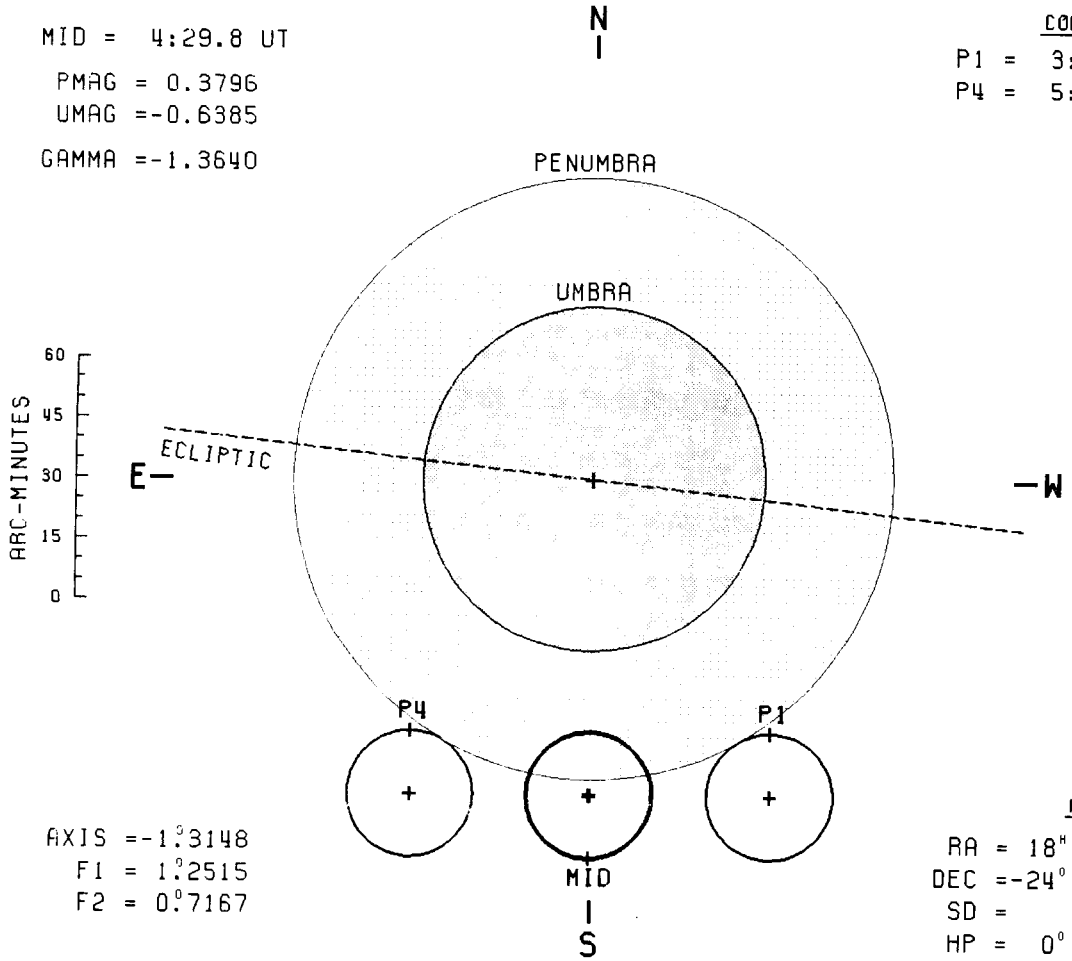
$\Delta T = 82.1 \text{ S}$



# PENUMBRAL LUNAR ECLIPSE - 5 JUL 2020

MID = 4:29.8 UT  
 PMAG = 0.3796  
 UMAG = -0.6385  
 GAMMA = -1.3640

CONTACTS  
 P1 = 3: 4.2 UT  
 P4 = 5:55.2 UT



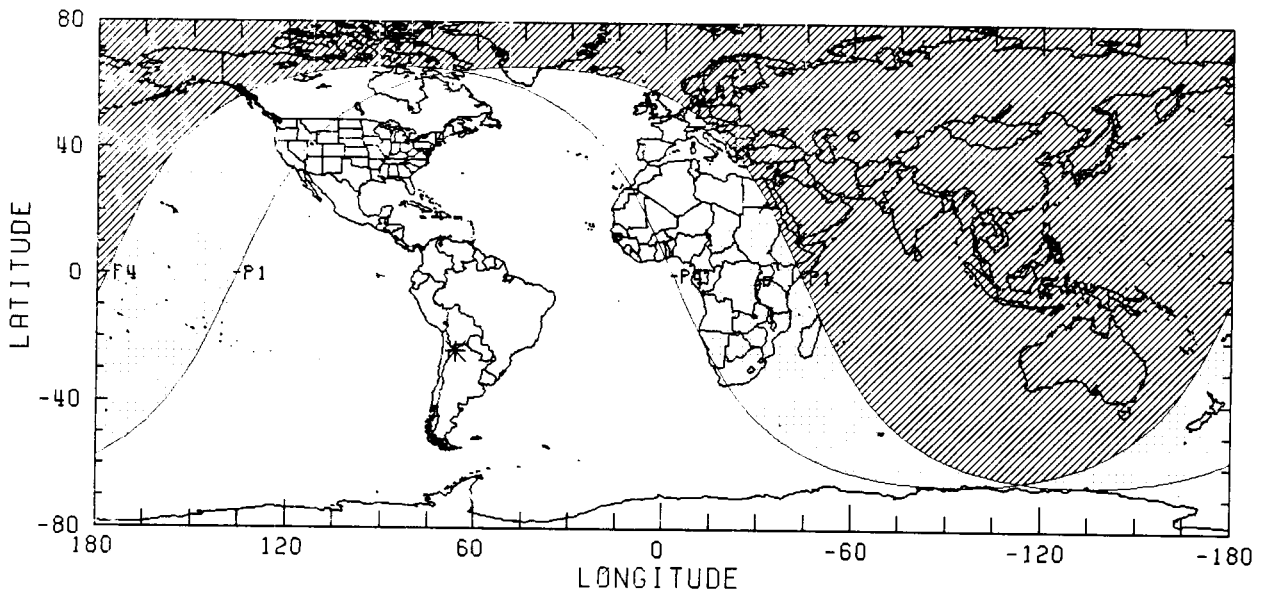
AXIS =  $-1.^{\circ}3148$   
 F1 =  $1.^{\circ}2515$   
 F2 =  $0.^{\circ}7167$

MOON  
 RA =  $18^{\text{h}}59^{\text{m}}12.^{\text{s}}5$   
 DEC =  $-24^{\circ}-3'16.''8$   
 SD =  $15'45.''6$   
 HP =  $0^{\circ}57'50.''4$

SAROS 149 ( 3/72)

JD = 2459035.688

$\Delta T = 82.2 \text{ S}$



# PENUMBRAL LUNAR ECLIPSE - 30 NOV 2020

MID = 9:42.6 UT

PMAG = 0.8548

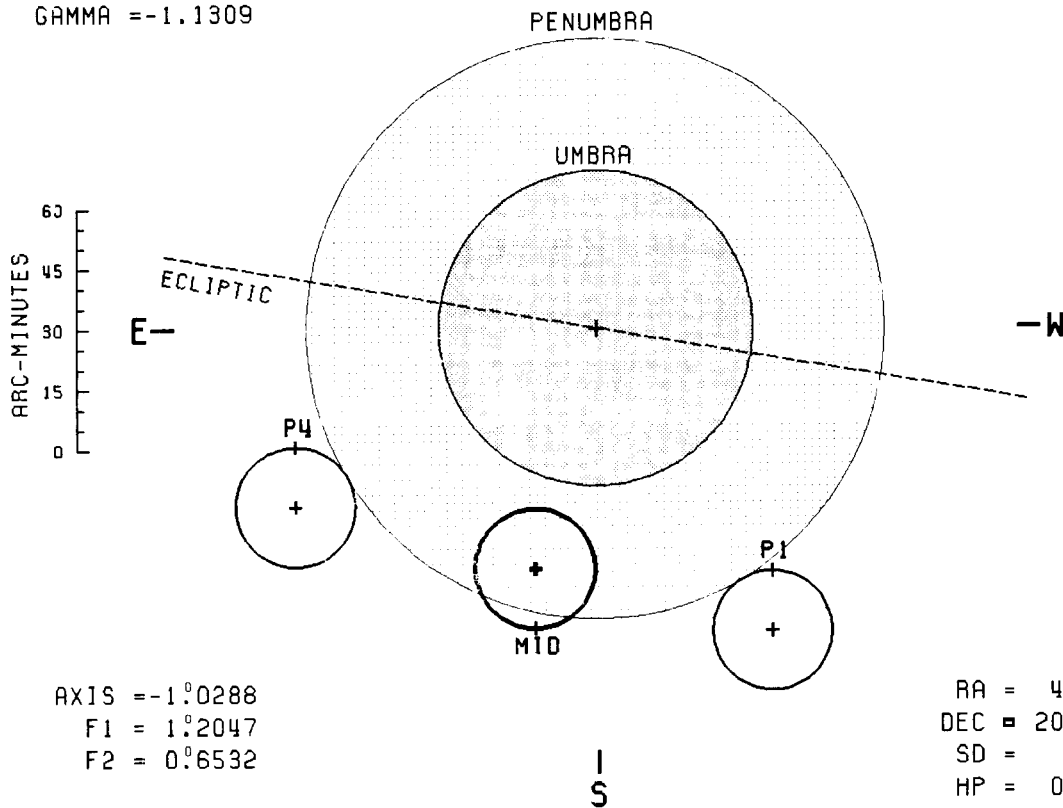
UMAG = -0.2575

GAMMA = -1.1309

## CONTACTS

P1 = 7:29.8 UT

P4 = 11:55.7 UT



AXIS = -1.0288

F1 = 1.2047

F2 = 0.6532

## MOON

RA = 4<sup>h</sup> 28<sup>m</sup> 46.<sup>s</sup>5

DEC = 20° 44' 46."1

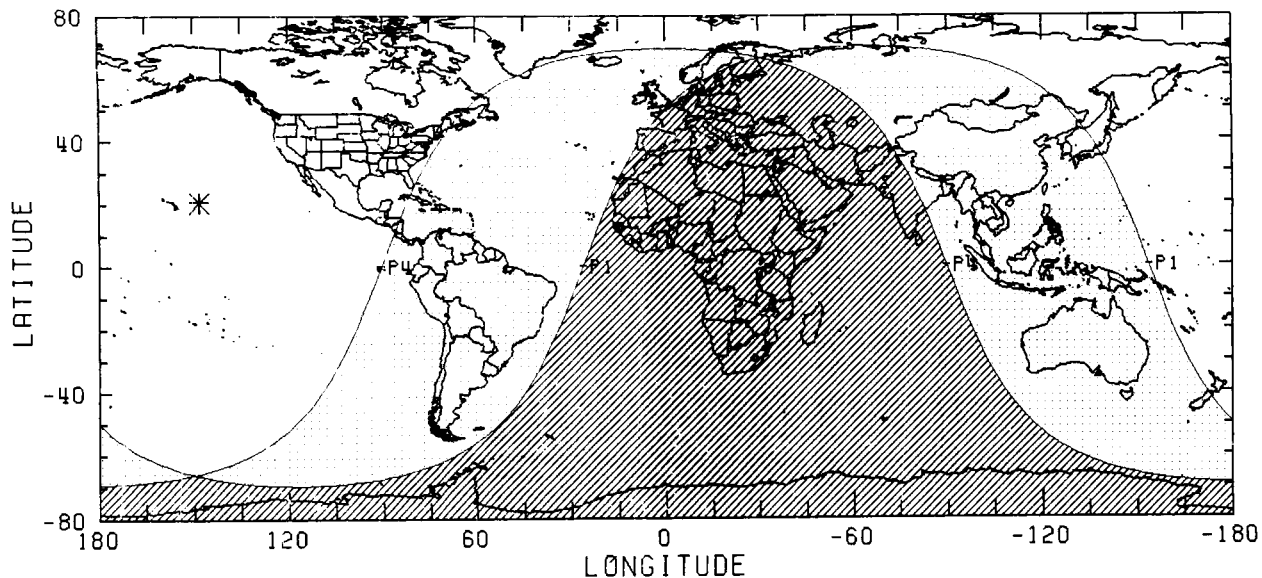
SD = 14' 52."4

HP = 0° 54' 35."1

SAROS 116 (58/73)

JD = 2459183.906

$\Delta T$  = 82.6 S

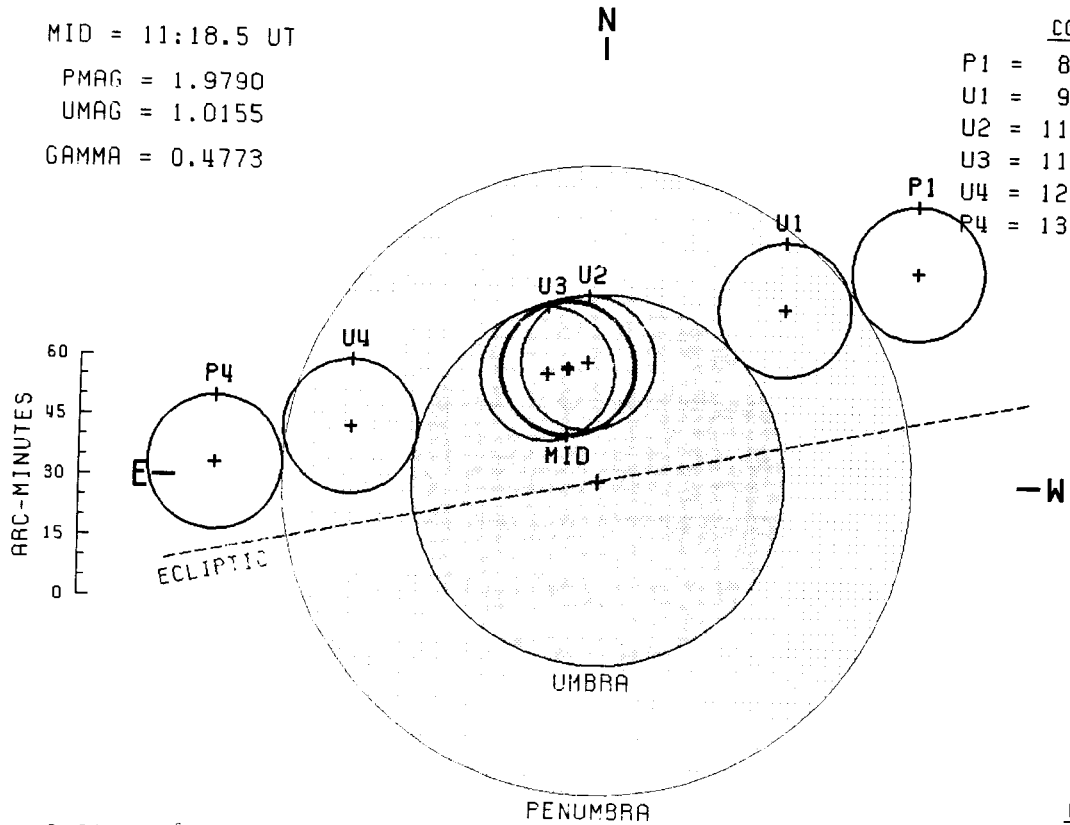


# TOTAL LUNAR ECLIPSE - 26 MAY 2021

MID = 11:18.5 UT  
 PMAG = 1.9790  
 UMAG = 1.0155  
 GAMMA = 0.4773

## CONTACTS

P1 = 8:45.9 UT  
 U1 = 9:44.4 UT  
 U2 = 11: 9.9 UT  
 U3 = 11:27.4 UT  
 U4 = 12:52.8 UT  
 P4 = 13:51.2 UT



AXIS =  $0^{\circ}48'79''$   
 F1 =  $1^{\circ}31'19''$   
 F2 =  $0^{\circ}77'51''$

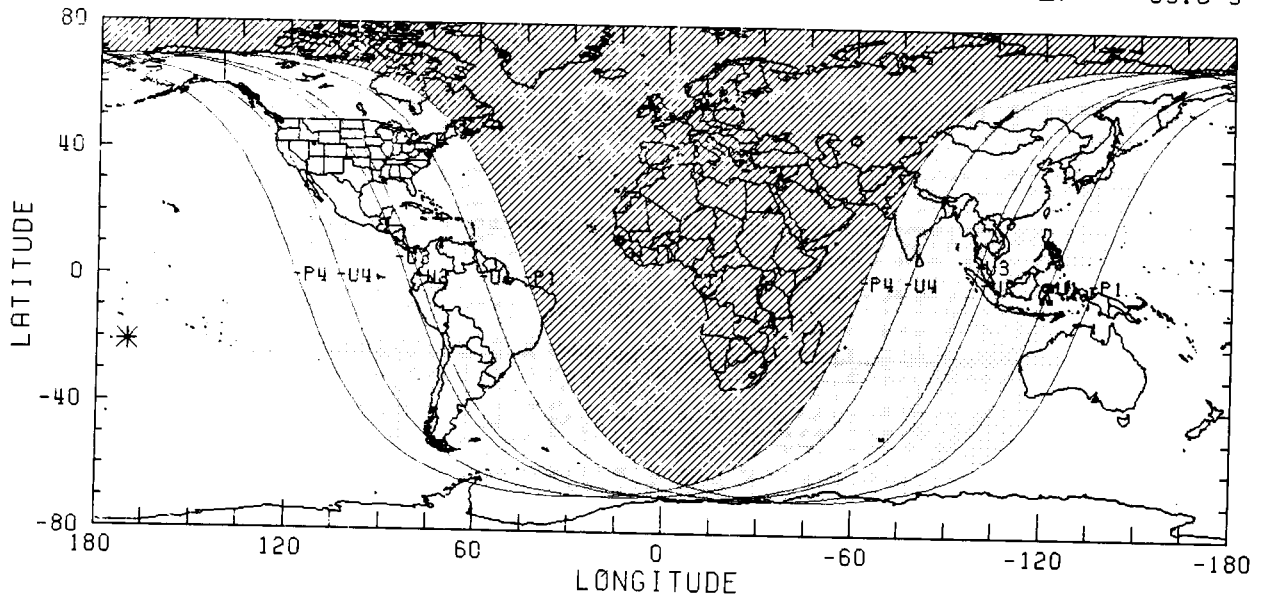
## MOON

RA =  $16^{\text{h}} 14^{\text{m}} 37.7^{\text{s}}$   
 DEC =  $-20^{\circ} 44' 15.2''$   
 SD =  $16' 42.8''$   
 HP =  $1^{\circ} 1' 20.5''$

SAROS 121 (56/84)

JD = 2459360.972

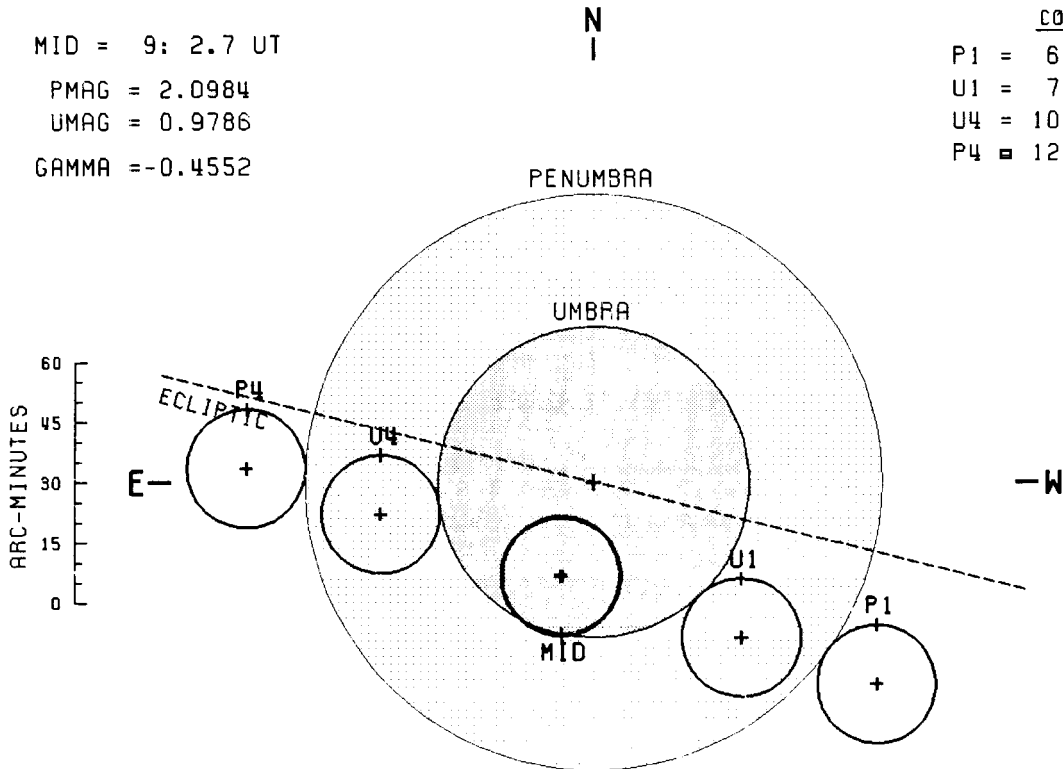
$\Delta T = 83.0 \text{ S}$



# PARTIAL LUNAR ECLIPSE - 19 NOV 2021

MID = 9: 2.7 UT  
 PMAG = 2.0984  
 UMAG = 0.9786  
 GAMMA = -0.4552

CONTACTS  
 P1 = 6: 0.0 UT  
 U1 = 7:18.1 UT  
 U4 = 10:47.4 UT  
 P4 = 12: 5.5 UT



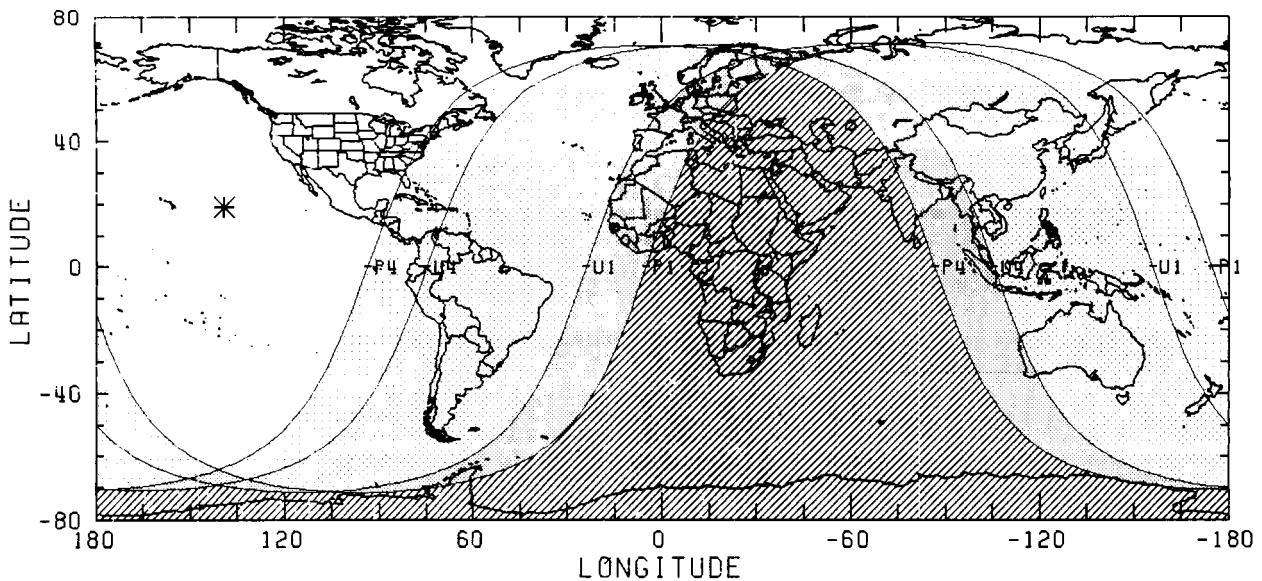
AXIS = -0.°4104  
 F1 = 1.°1958  
 F2 = 0.°6456

MOON  
 RA = 3<sup>h</sup> 40<sup>m</sup> 24.°7  
 DEC = 19° 9' 15.2  
 SD = 14' 44.5  
 HP = 0° 54' 6.0

SAROS 126 (46/72)

JD = 2459537.878

$\Delta T = 83.5$  S



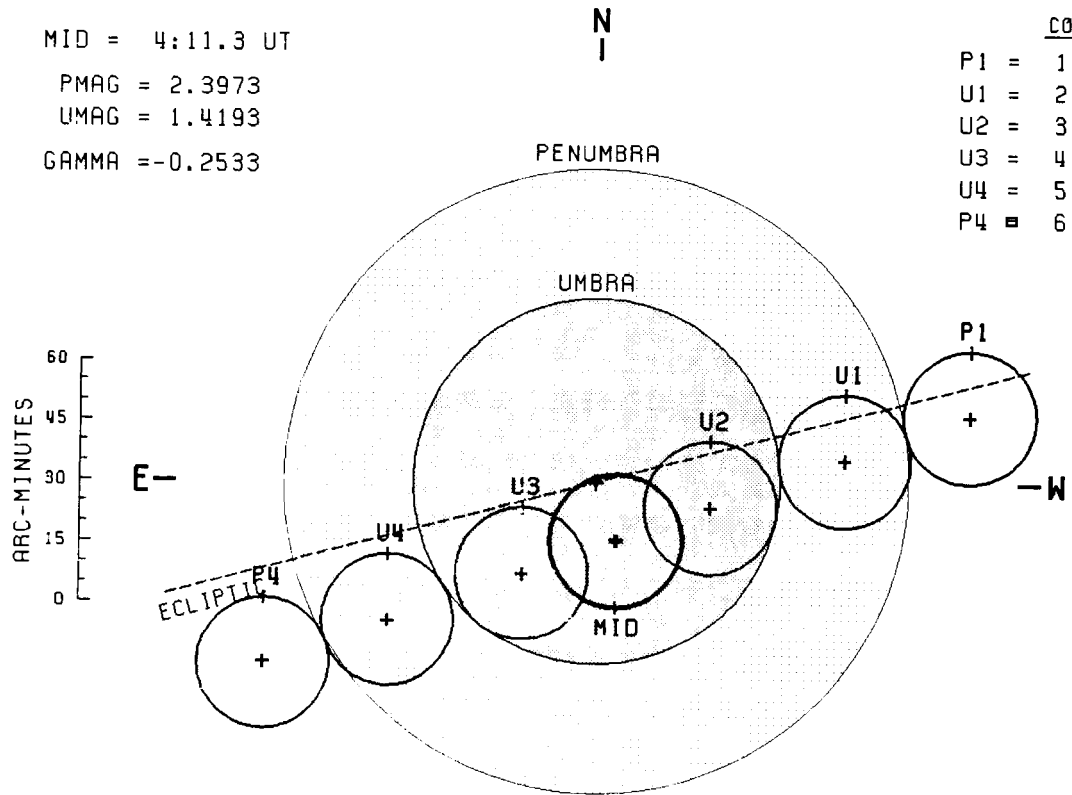


# TOTAL LUNAR ECLIPSE - 16 MAY 2022

MID = 4:11.3 UT  
 PMAG = 2.3973  
 UMAG = 1.4193  
 GAMMA = -0.2533

CONTACTS

P1 = 1:30.3 UT  
 U1 = 2:27.1 UT  
 U2 = 3:28.3 UT  
 U3 = 4:54.1 UT  
 U4 = 5:55.3 UT  
 P4 = 6:52.2 UT



AXIS = -0.2556  
 F1 = 1.2991  
 F2 = 0.7612

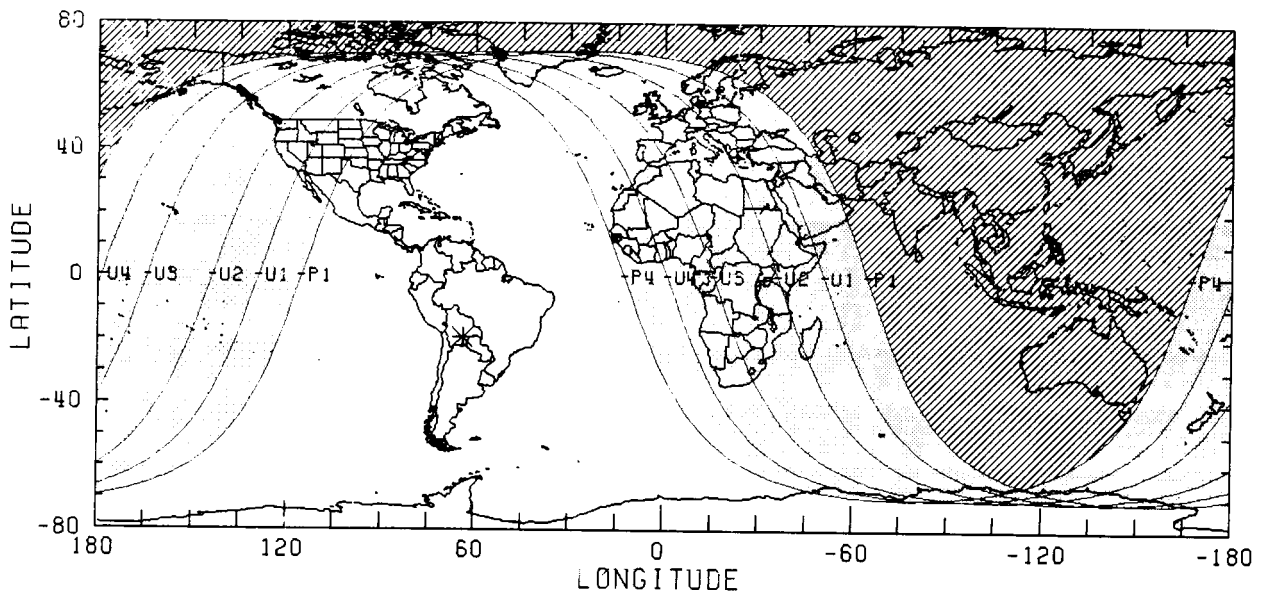
MOON

RA = 15<sup>h</sup> 31<sup>m</sup> 27.<sup>s</sup>7  
 DEC = -19° 19' 40."6  
 SD = 16' 29."9  
 HP = 1° 0' 33."1

SAROS 131 (34/72)

JD = 2459715.675

ΔT = 83.9 S

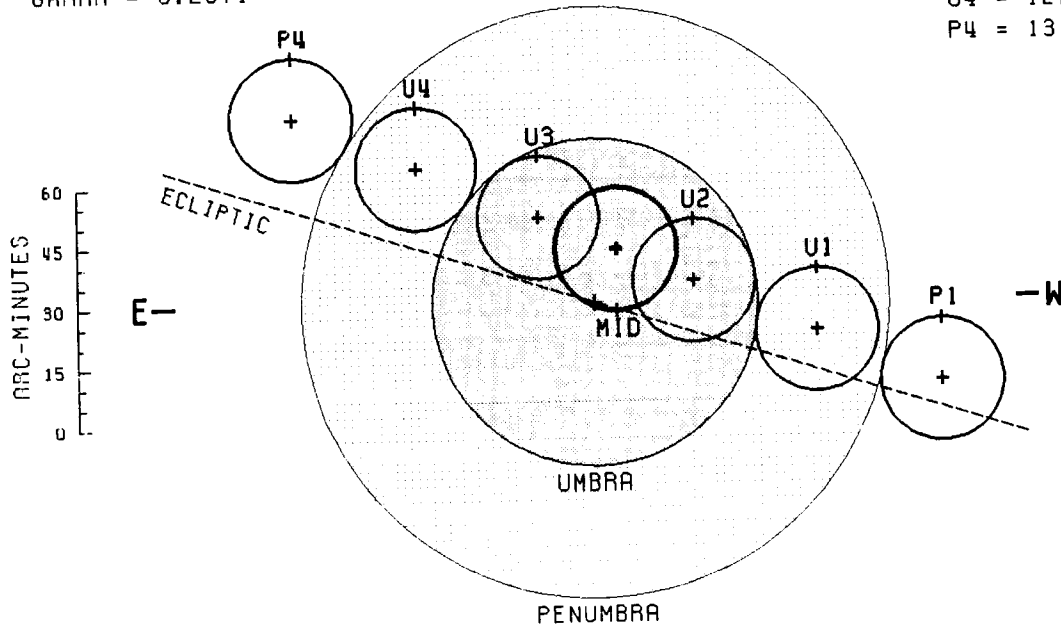


# TOTAL LUNAR ECLIPSE - 8 NOV 2022

MID = 10:58.9 UT  
 PMAG = 2.4401  
 UMAG = 1.3635  
 GAMMA = 0.2571

## CONTACTS

P1 = 8: 0.2 UT  
 U1 = 9: 8.4 UT  
 U2 = 10:15.8 UT  
 U3 = 11:41.7 UT  
 U4 = 12:49.2 UT  
 P4 = 13:57.7 UT



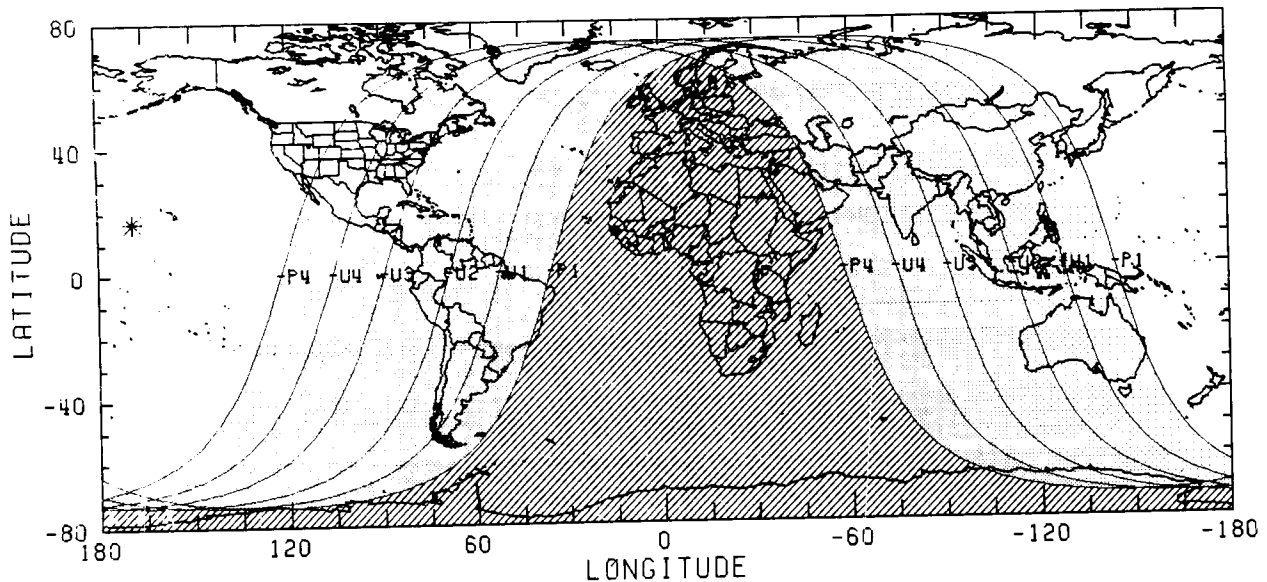
AXIS = 0°24'05"  
 F1 = 1°22'96"  
 F2 = 0°6'807"

MOON  
 RA = 2<sup>h</sup> 53<sup>m</sup> 48.<sup>s</sup>0  
 DEC = 16° 51' 6."4  
 SD = 15' 17."7  
 HP = 0° 56' 7."8

SAROS 136 (20/72)

JD = 2459891.959

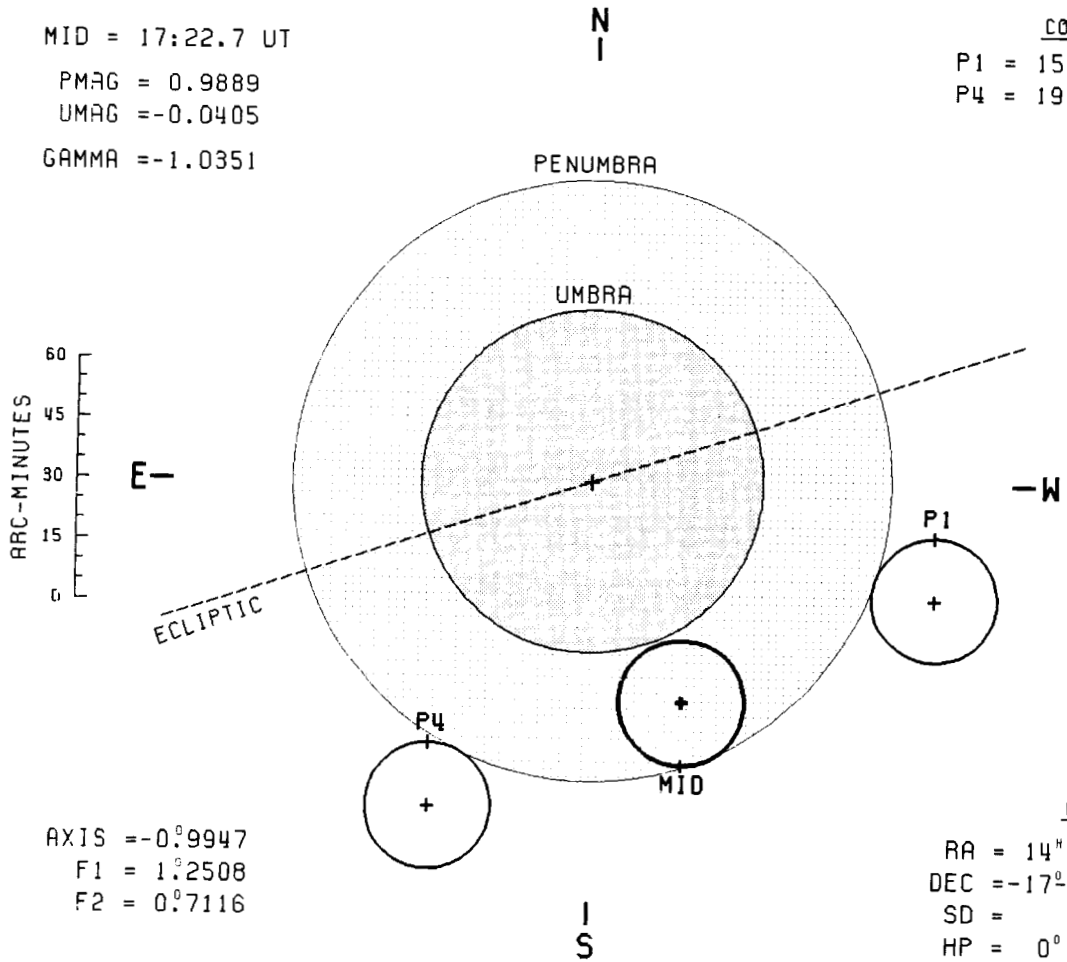
$\Delta T = 84.4$  S



# PENUMBRAL LUNAR ECLIPSE - 5 MAY 2023

MID = 17:22.7 UT  
 PMAG = 0.9889  
 UMAG = -0.0405  
 GAMMA = -1.0351

CONTACTS  
 P1 = 15:11.7 UT  
 P4 = 19:33.4 UT



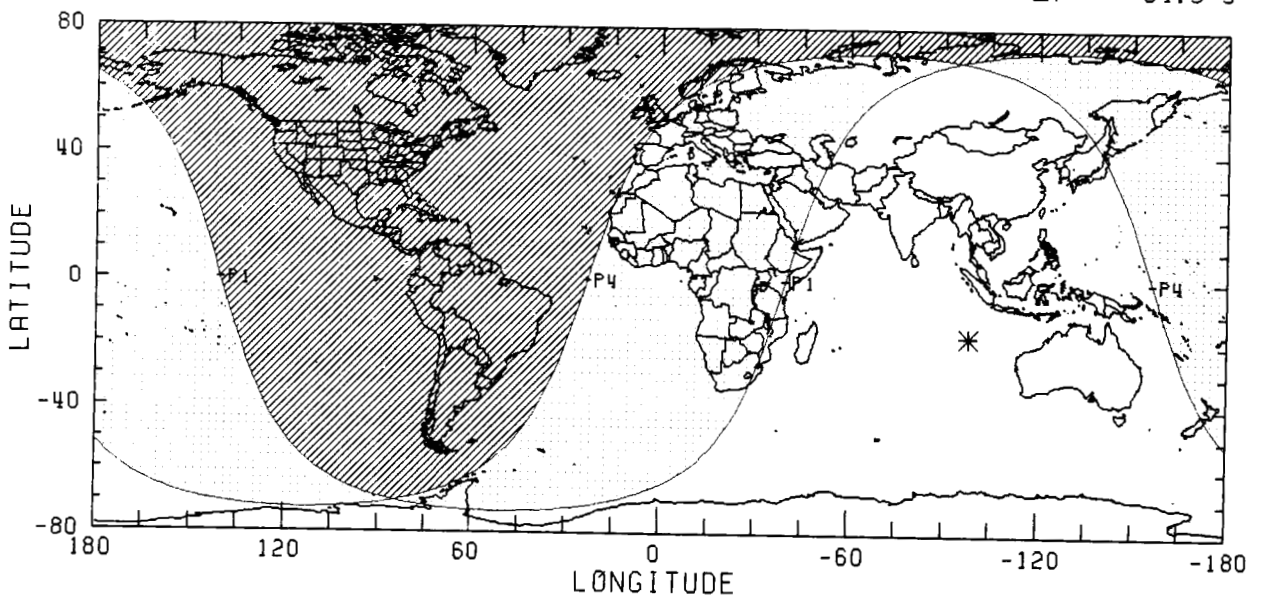
AXIS =  $-0^{\circ}9947$   
 F1 =  $1^{\circ}2508$   
 F2 =  $0^{\circ}7116$

MOON  
 RA =  $14^{\text{h}}48^{\text{m}}23.5$   
 DEC =  $-17^{\circ}14'32.0$   
 SD =  $15'42.8$   
 HP =  $0^{\circ}57'40.1$

SAROS 141 (24/73)

JD = 2460070.225

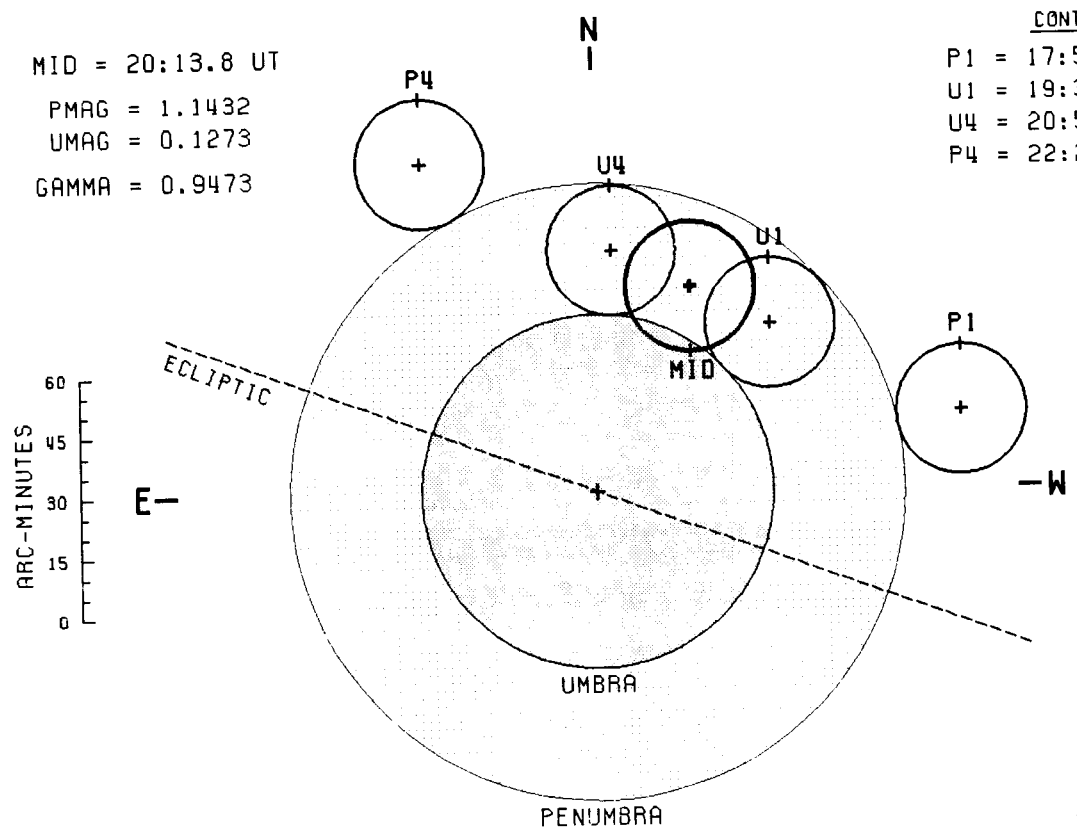
$\Delta T = 84.9 \text{ S}$



# PARTIAL LUNAR ECLIPSE - 28 OCT 2023

MID = 20:13.8 UT  
 PMAG = 1.1432  
 UMAG = 0.1273  
 GAMMA = 0.9473

CONTACTS  
 P1 = 17:59.4 UT  
 U1 = 19:34.1 UT  
 U4 = 20:52.8 UT  
 P4 = 22:27.8 UT



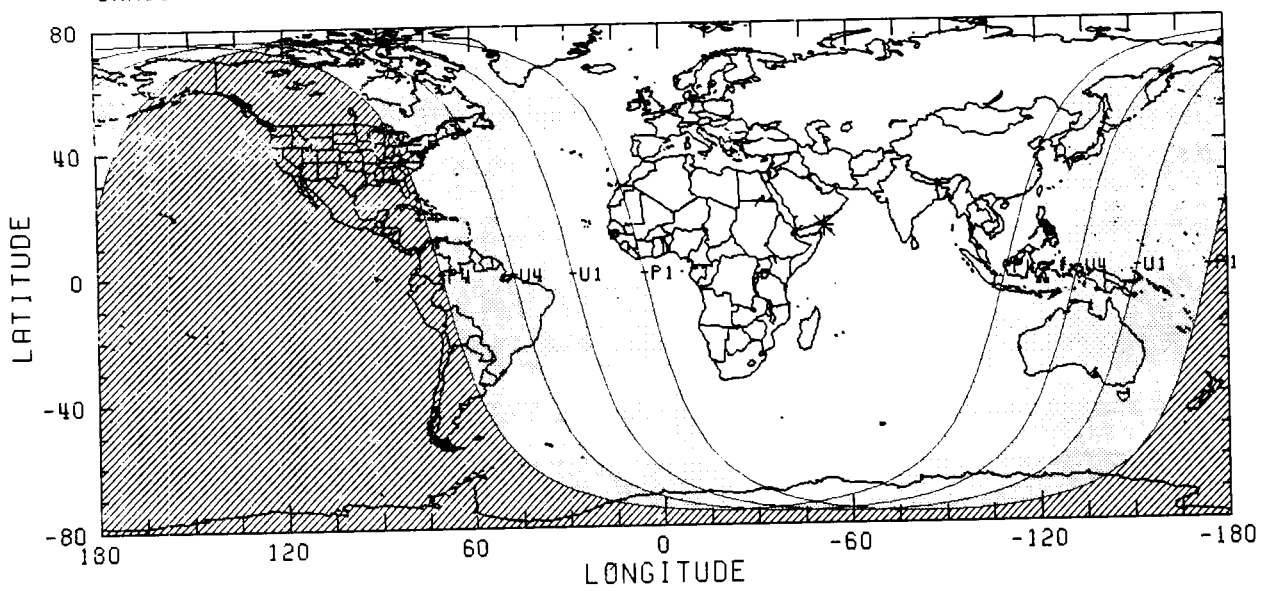
AXIS =  $0^{\circ}9363$   
 F1 =  $1^{\circ}2829$   
 F2 =  $0^{\circ}7355$

MOON  
 RA =  $2^{\text{h}} 9^{\text{m}} 47.5^{\text{s}}$   
 DEC =  $14^{\circ} 5' 1.5''$   
 SD =  $16' 9.7''$   
 HP =  $0^{\circ} 59' 18.9''$

SAROS 146 (11/72)

JD = 2460246.344

$\Delta T = 85.3 \text{ S}$



# PENUMBRAL LUNAR ECLIPSE - 25 MAR 2024

MID = 7:12.6 UT

PMAG = 0.9821

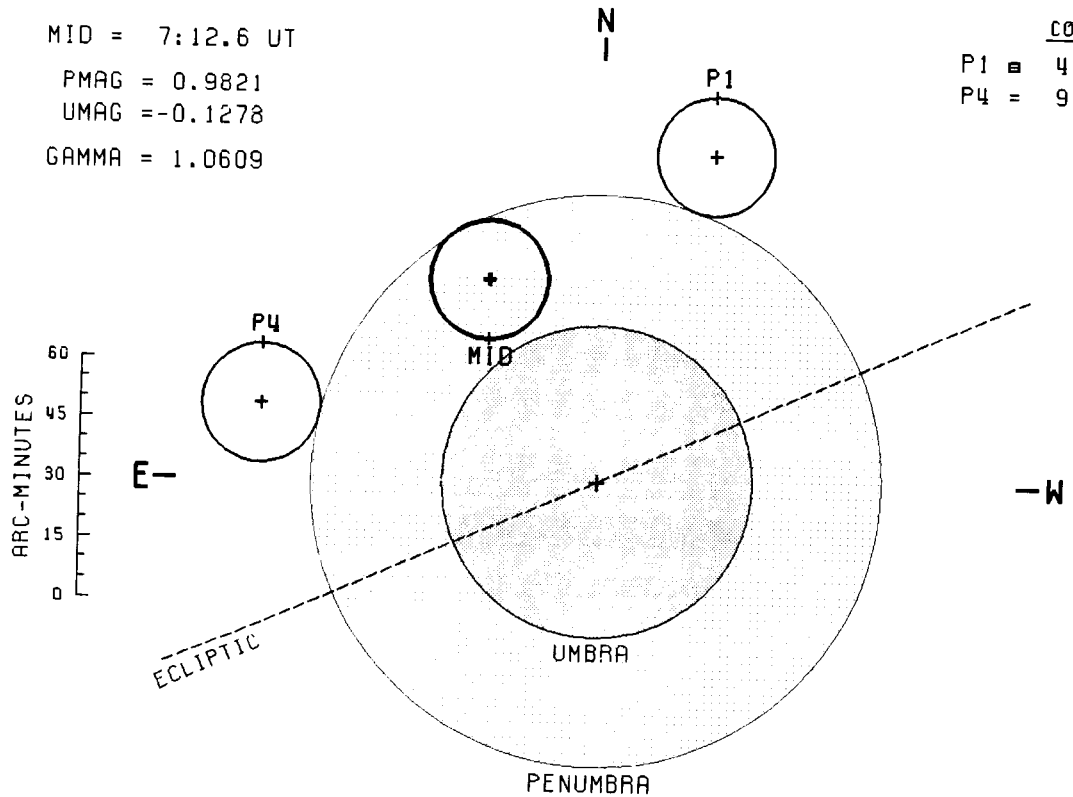
UMAG = -0.1278

GAMMA = 1.0609

## CONTACTS

P1 = 4:50.9 UT

P4 = 9:34.7 UT



AXIS =  $0^{\circ}9563$

F1 =  $1^{\circ}1931$

F2 =  $0^{\circ}6479$

## MOON

RA =  $12^{\text{h}} 20^{\text{m}} 41.2^{\text{s}}$

DEC =  $-1^{\circ} 12' -5.6''$

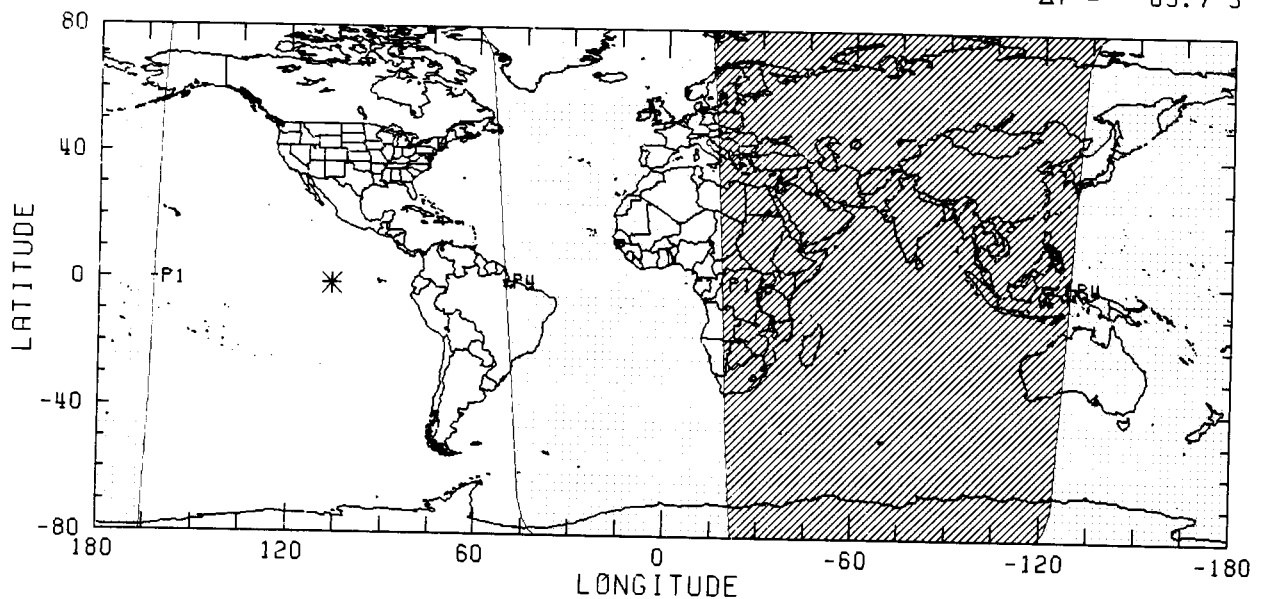
SD =  $14' 44.3''$

HP =  $0^{\circ} 54' 5.4''$

SAROS 113 (64/71)

JD = 2460394.801

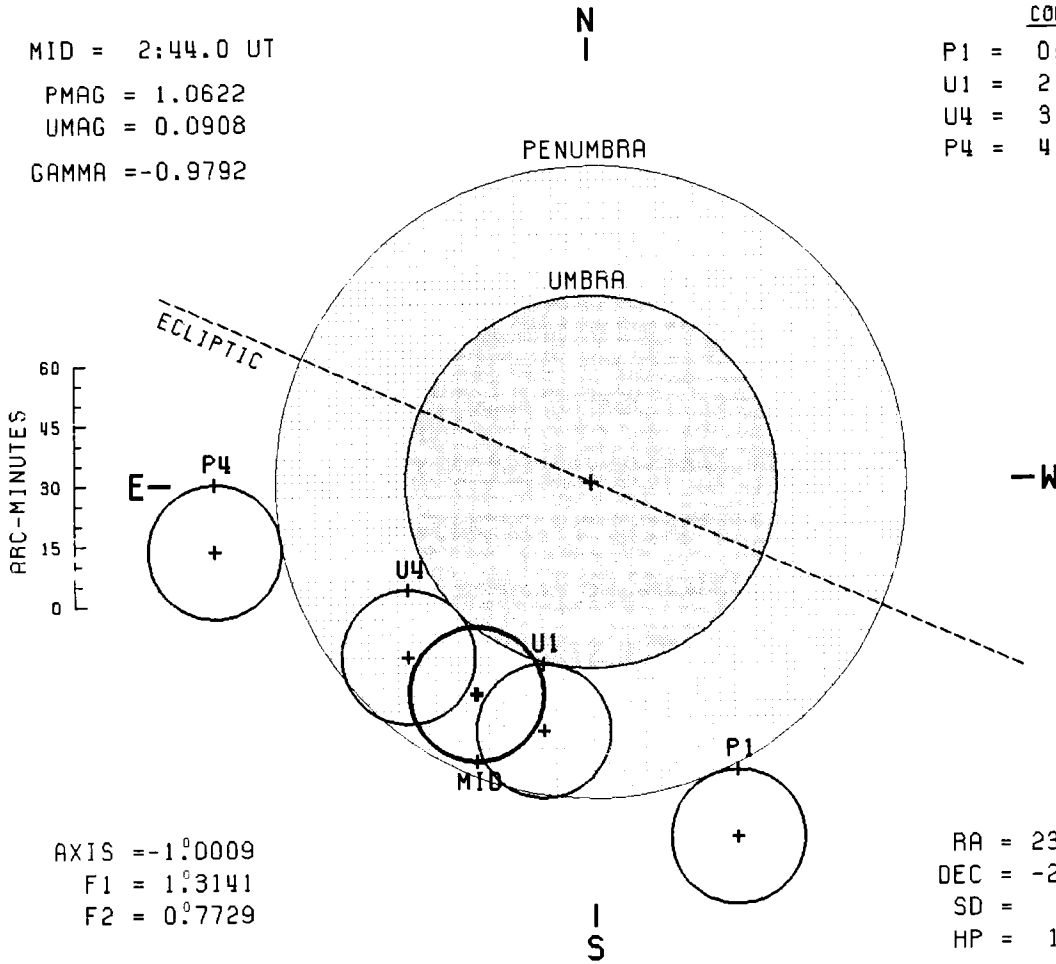
$\Delta T = 85.7 \text{ S}$



# PARTIAL LUNAR ECLIPSE - 18 SEP 2024

MID = 2:44.0 UT  
 PMAG = 1.0622  
 UMAG = 0.0908  
 GAMMA = -0.9792

CONTACTS  
 P1 = 0:39.2 UT  
 U1 = 2:12.0 UT  
 U4 = 3:16.5 UT  
 P4 = 4:49.2 UT



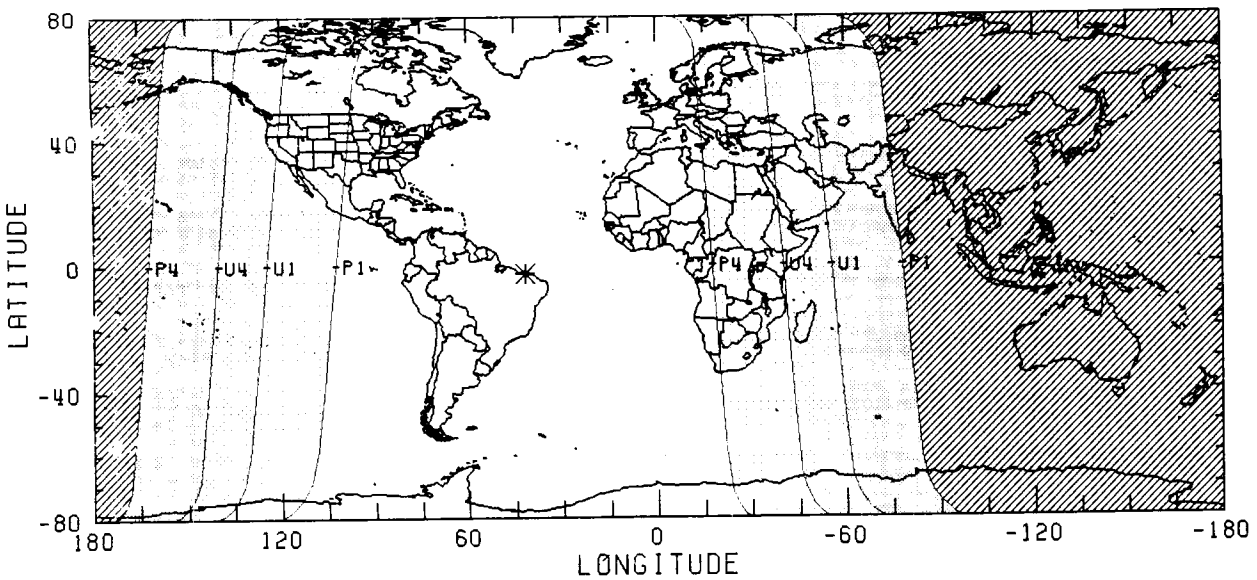
AXIS = -1.00009  
 F1 = 1.3141  
 F2 = 0.7729

MOON  
 RA = 23<sup>h</sup> 46<sup>m</sup> 6.<sup>s</sup>0  
 DEC = -2<sup>°</sup> 35' 26."<sup>9</sup>  
 SD = 16' 42."<sup>8</sup>  
 HP = 1<sup>°</sup> 1' 20."<sup>4</sup>

SAROS 118 (53/75)

JD = 2460571.615

$\Delta T = 86.2$  S

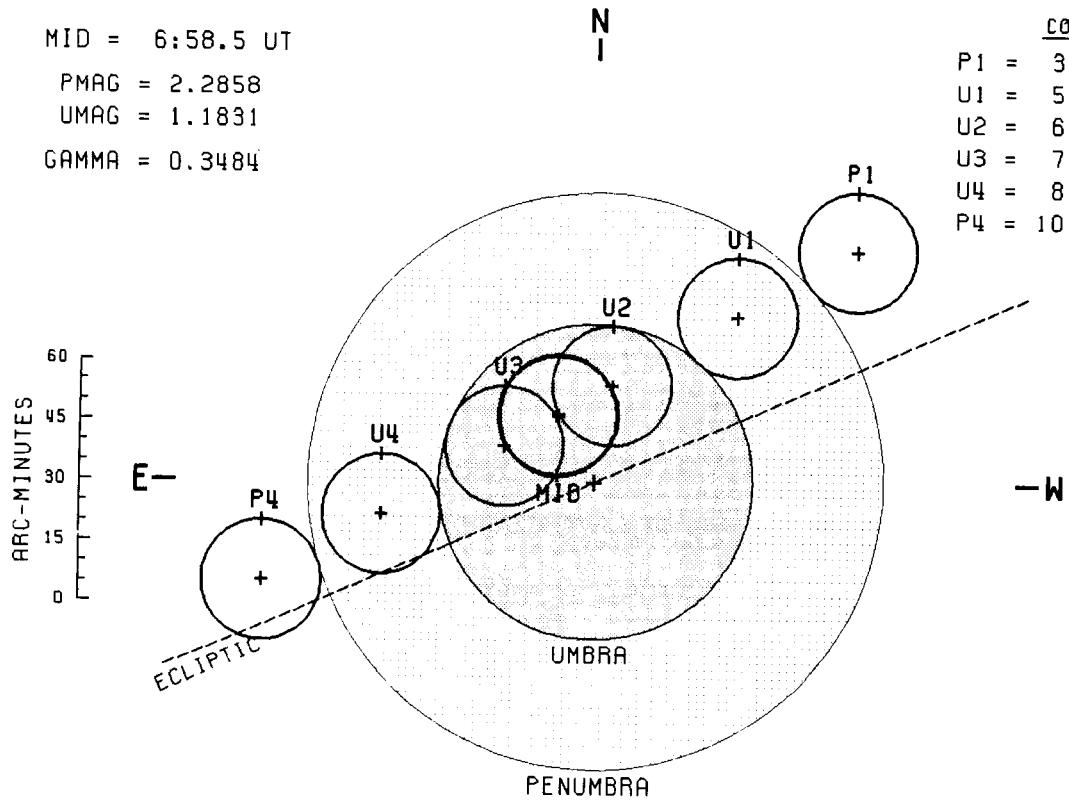


# TOTAL LUNAR ECLIPSE - 14 MAR 2025

MID = 6:58.5 UT  
 PMAG = 2.2858  
 UMAG = 1.1831  
 GAMMA = 0.3484

CONTACTS

P1 = 3:55.4 UT  
 U1 = 5: 9.0 UT  
 U2 = 6:25.6 UT  
 U3 = 7:31.9 UT  
 U4 = 8:48.1 UT  
 P4 = 10: 1.8 UT



AXIS =  $0^{\circ}31'71''$   
 F1 =  $1^{\circ}20'29''$   
 F2 =  $0^{\circ}6'559''$

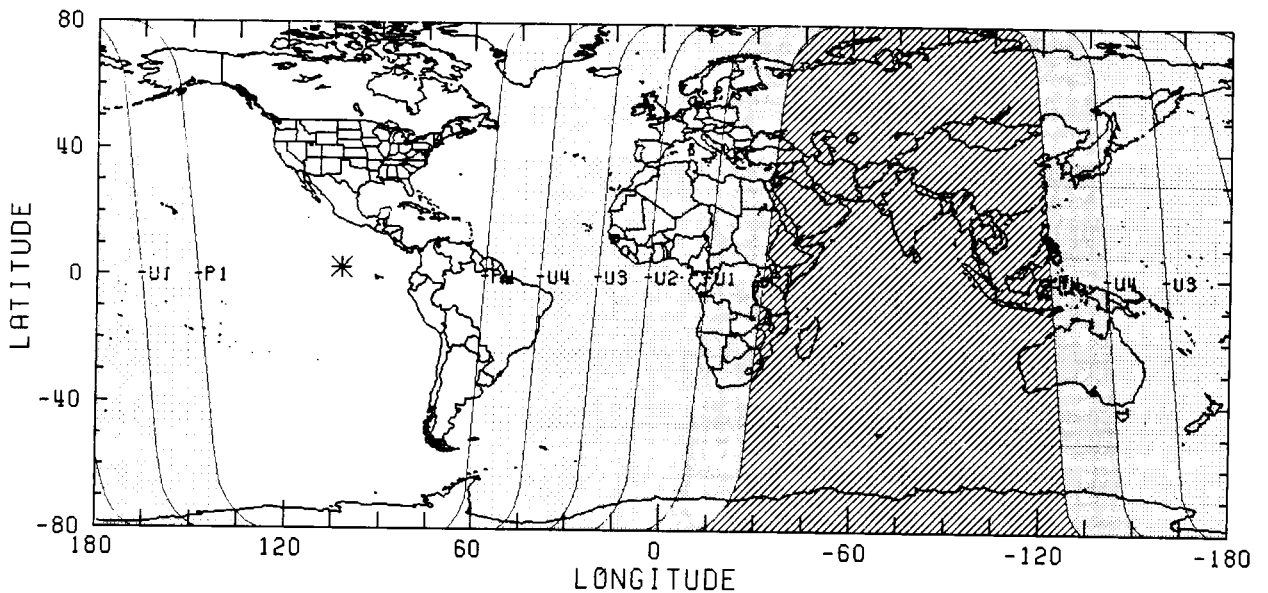
MOON

RA =  $11^{\text{h}} 38^{\text{m}} 22.9^{\text{s}}$   
 DEC =  $2^{\circ} 40' 54.7''$   
 SD =  $14' 52.8''$   
 HP =  $0^{\circ} 54' 36.8''$

SAROS 123 (53/73)

JD = 2460748.792

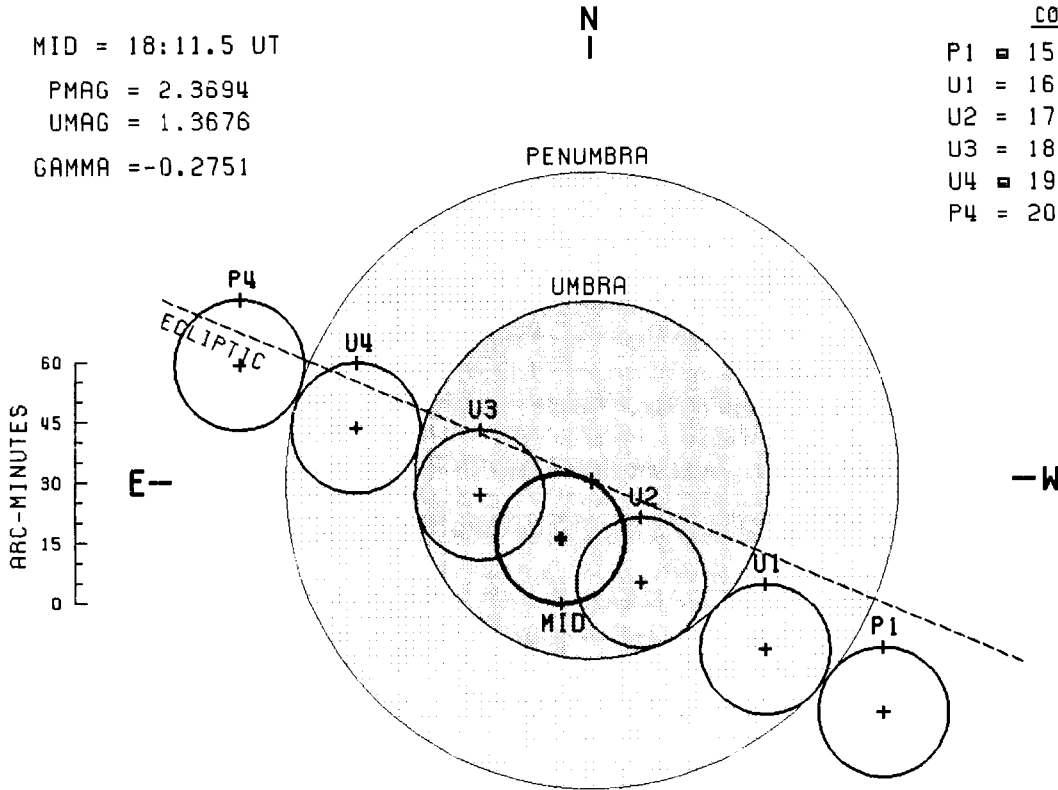
$\Delta T = 86.6 \text{ S}$



# TOTAL LUNAR ECLIPSE - 7 SEP 2025

MID = 18:11.5 UT  
 PMAG = 2.3694  
 UMAG = 1.3676  
 GAMMA = -0.2751

CONTACTS  
 P1 = 15:26.5 UT  
 U1 = 16:26.4 UT  
 U2 = 17:30.2 UT  
 U3 = 18:53.2 UT  
 U4 = 19:56.7 UT  
 P4 = 20:56.5 UT



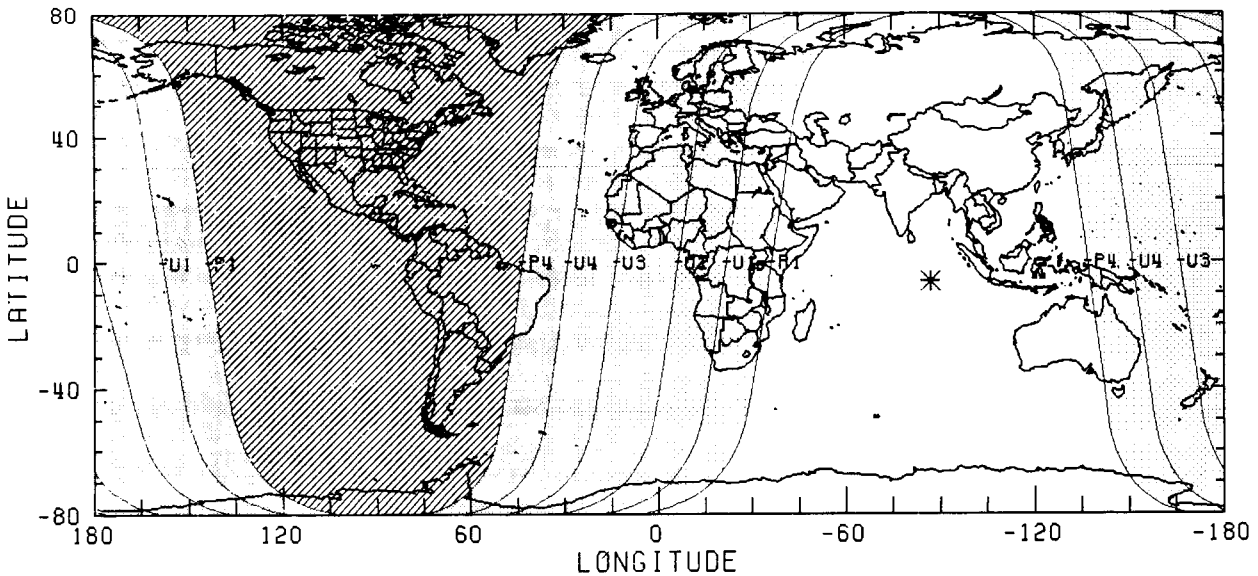
AXIS = -0°27'19"  
 F1 = 1°27'91"  
 F2 = 0°73'94"

MOON  
 RA = 23<sup>h</sup> 6<sup>m</sup> 40.<sup>s</sup>3  
 DEC = -6° 0' -8."8  
 SD = 16' 9."8  
 HP = 0° 59' 19."1

SAROS 128 (41/71)

JD = 2460926.259

$\Delta T$  = 87.1 S





# TOTAL LUNAR ECLIPSE - 3 MAR 2026

MID = 11:33.4 UT

PMAG = 2.2095

UMAG = 1.1557

GAMMA = -0.3765

## CONTACTS

P1 = 8:42.3 UT

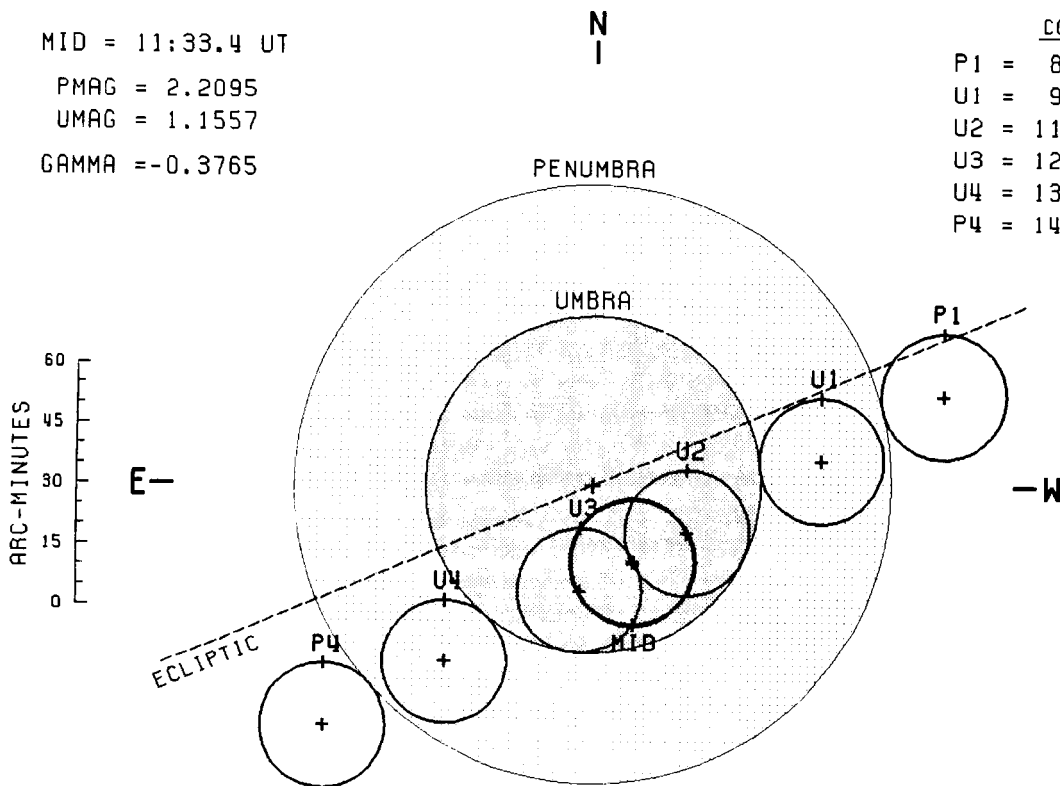
U1 = 9:49.3 UT

U2 = 11: 3.5 UT

U3 = 12: 2.8 UT

U4 = 13:17.3 UT

P4 = 14:24.4 UT



AXIS = -0.°3596

F1 = 1.°2495

F2 = 0.°7009

## MOON

RA = 10<sup>h</sup> 56<sup>m</sup> 14.<sup>s</sup>9

DEC = 6° 24' 5."6

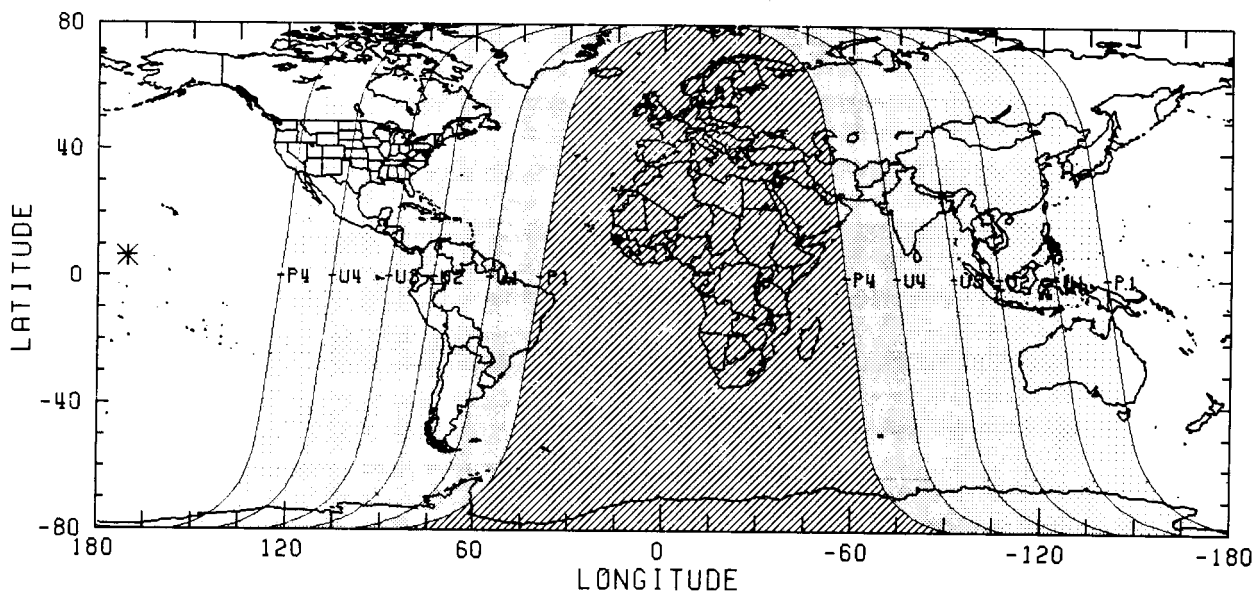
SD = 15' 37."0

HP = 0° 57' 18."7

SAROS 133 (27/71)

JD = 2461102.983

$\Delta T$  = 87.6 S

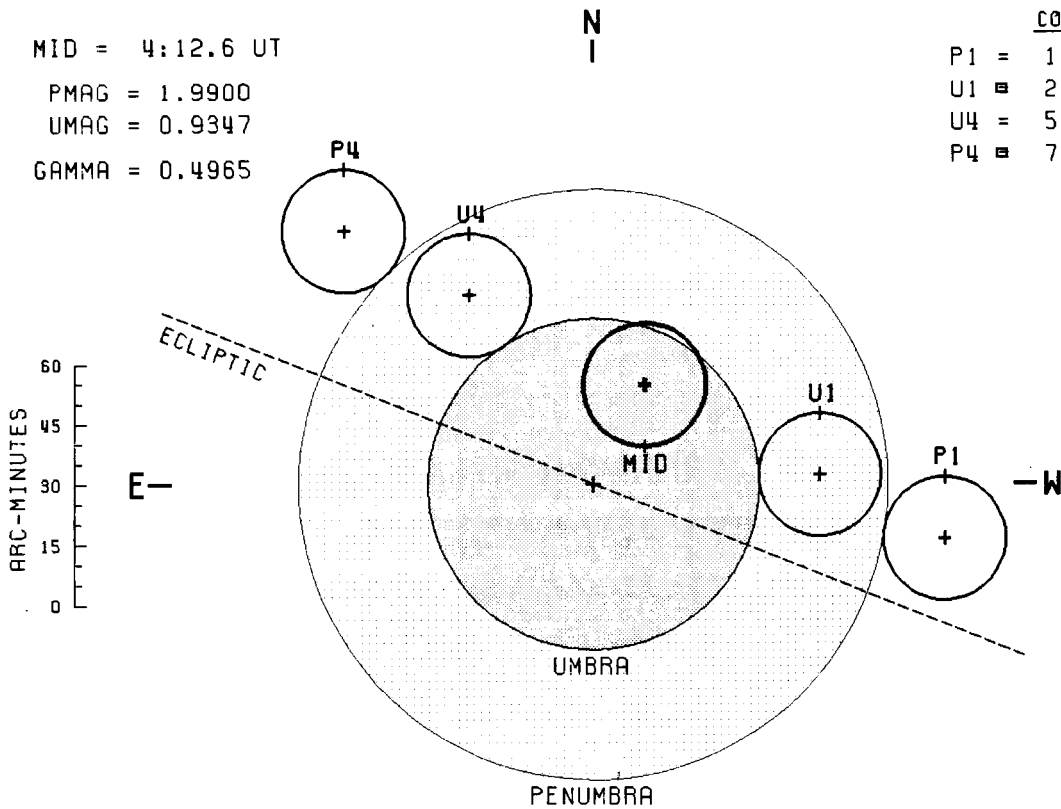


# PARTIAL LUNAR ECLIPSE - 28 AUG 2026

MID = 4:12.6 UT  
 PMAG = 1.9900  
 UMAG = 0.9347  
 GAMMA = 0.4965

### CONTACTS

P1 = 1:21.8 UT  
 U1 = 2:33.0 UT  
 U4 = 5:52.0 UT  
 P4 = 7: 3.2 UT



AXIS =  $0^{\circ}46'48''$   
 F1 =  $1^{\circ}22'48''$   
 F2 =  $0^{\circ}68'65''$

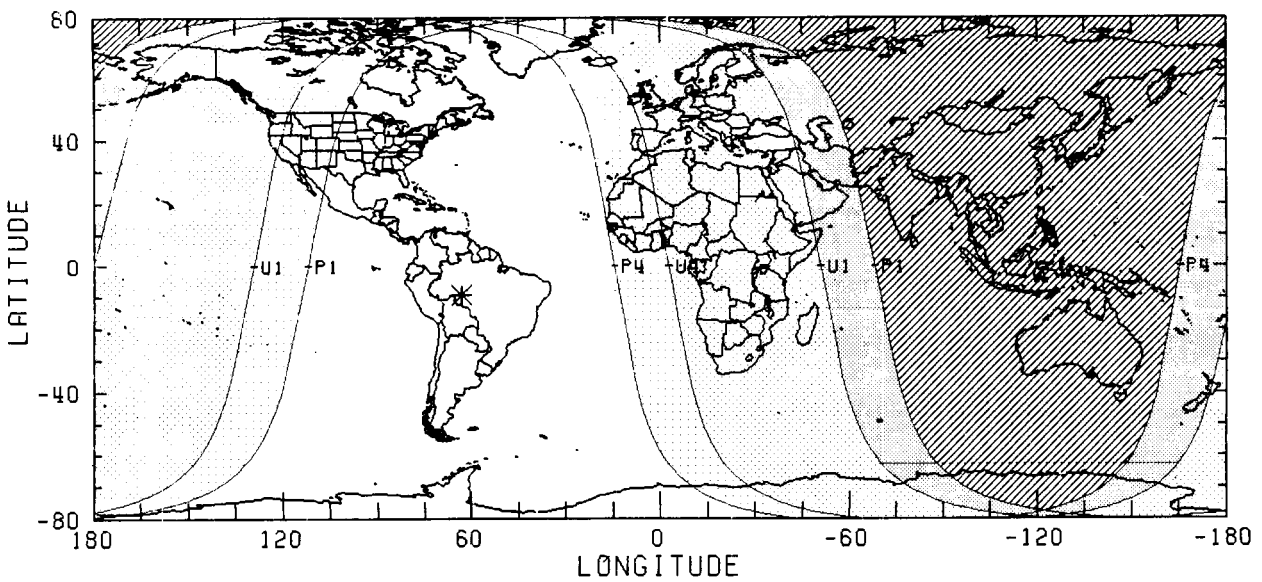
### MOON

RA =  $22^{\text{h}} 26^{\text{m}} 6.3^{\text{s}}$   
 DEC =  $-9^{\circ} 18' -3.5''$   
 SD =  $15' 18.2''$   
 HP =  $0^{\circ} 56' 9.9''$

SAROS 138 (30/83)

JD = 2461280.676

$\Delta T = 88.0 \text{ S}$



# PENUMBRAL LUNAR ECLIPSE - 20 FEB 2027

MID = 23:12.6 UT

PMAG = 0.9515

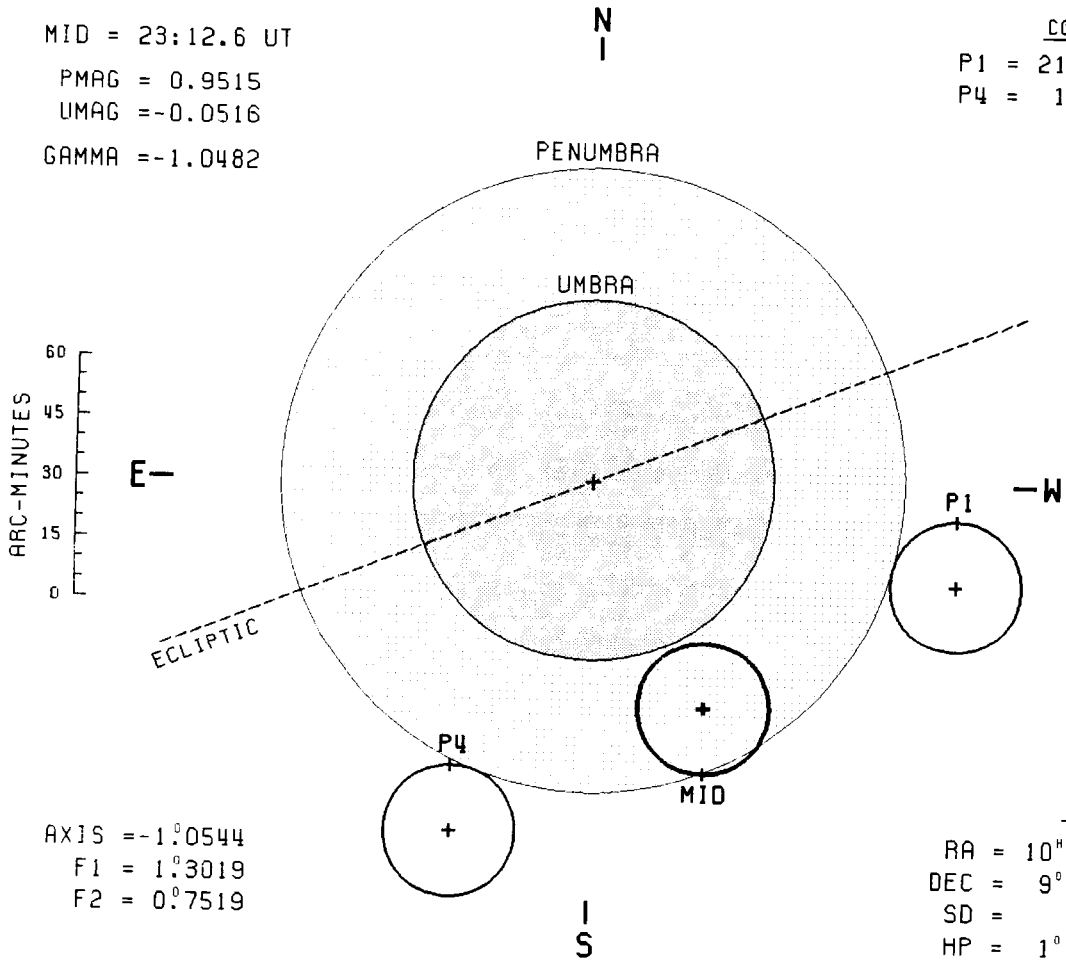
UMAG = -0.0516

GAMMA = -1.0482

CONTACTS

P1 = 21: 9.9 UT

P4 = 1:14.9 UT



AXIS = -1.0544

F1 = 1.03019

F2 = 0.07519

MOON

RA = 10<sup>h</sup> 14<sup>m</sup> 23.6

DEC = 9° 47' 16.3

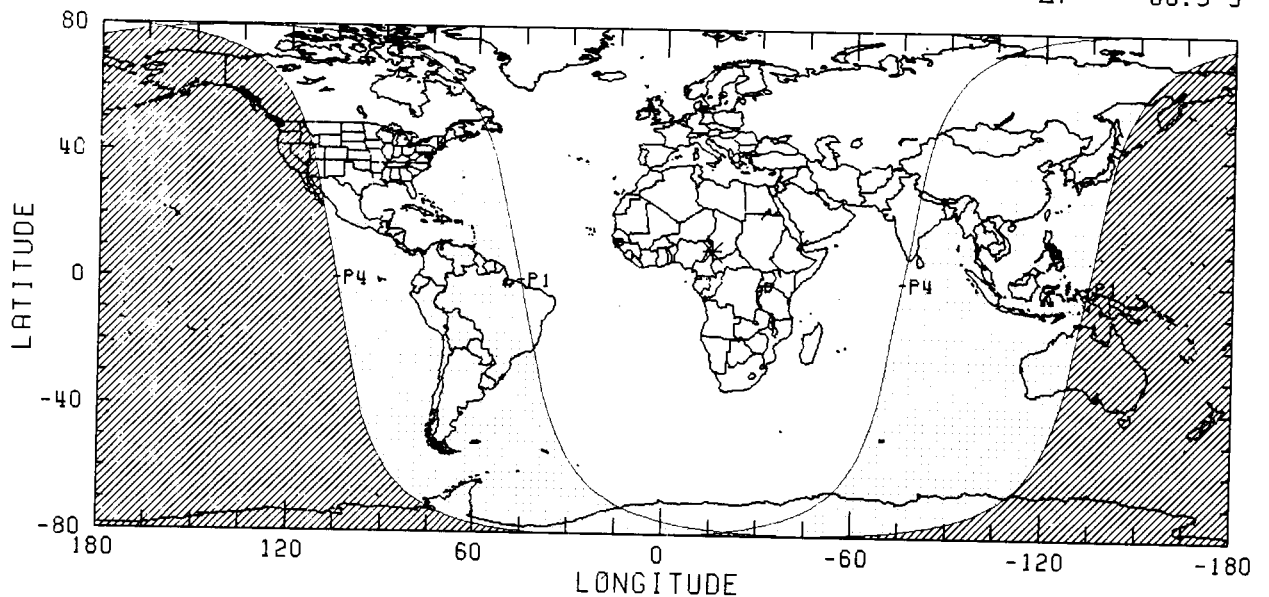
SD = 16' 26.8

HP = 1° 0' 21.5

SAROS 143 (19/73)

JD = 2461457.468

$\Delta T = 88.5$  S



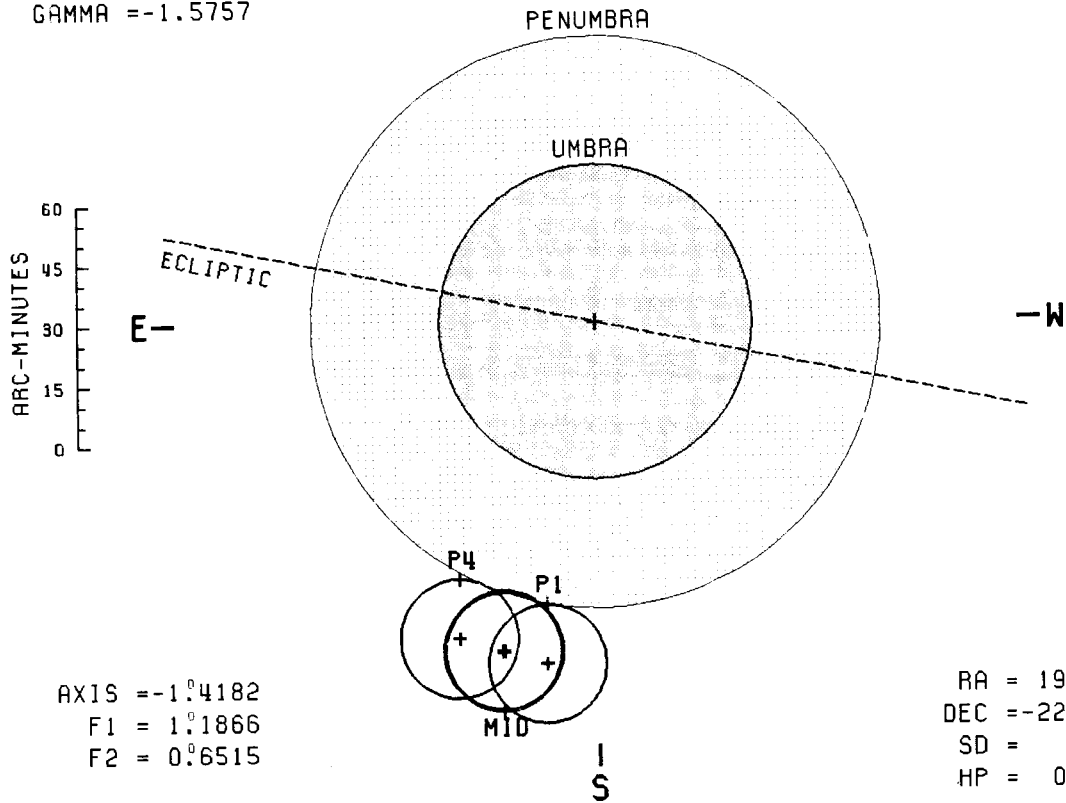
# PENUMBRAL LUNAR ECLIPSE - 18 JUL 2027

MID = 16: 2.7 UT  
 PMAG = 0.0279  
 UMAG = -1.0629  
 GAMMA = -1.5757

N  
I

CONTACTS

P1 = 15:37.6 UT  
 P4 = 16:28.0 UT



AXIS = -1.04182  
 F1 = 1.01866  
 F2 = 0.06515

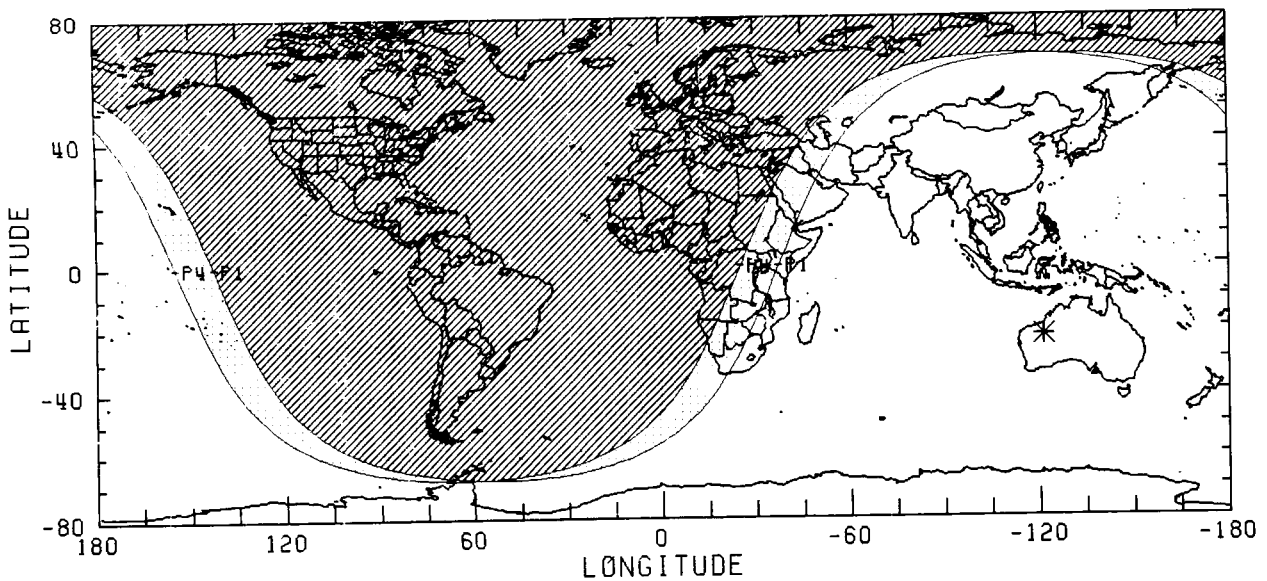
MOON

RA = 19<sup>h</sup> 52<sup>m</sup> 57.2<sup>s</sup>  
 DEC = -22° 20' 24.8"  
 SD = 14' 43.0"  
 HP = 0° 54' 0.6"

SAROS 110 (72/72)

JD = 2461605.170

$\Delta T = 88.9$  S

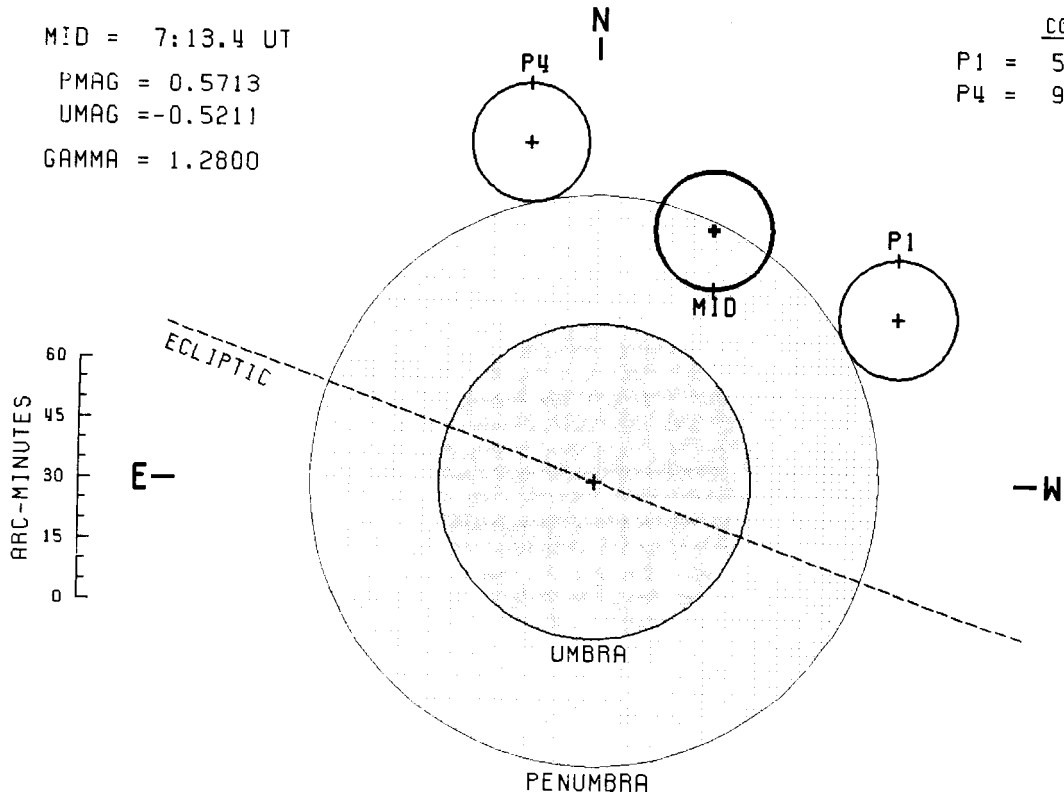


# PENUMBRAL LUNAR ECLIPSE - 17 AUG 2027

MID = 7:13.4 UT  
 PMAG = 0.5713  
 UMAG = -0.5211  
 GAMMA = 1.2800

CONTACTS

P1 = 5:21.1 UT  
 P4 = 9: 5.3 UT



AXIS = 1.°1546  
 F1 = 1.°1897  
 F2 = 0.°6526

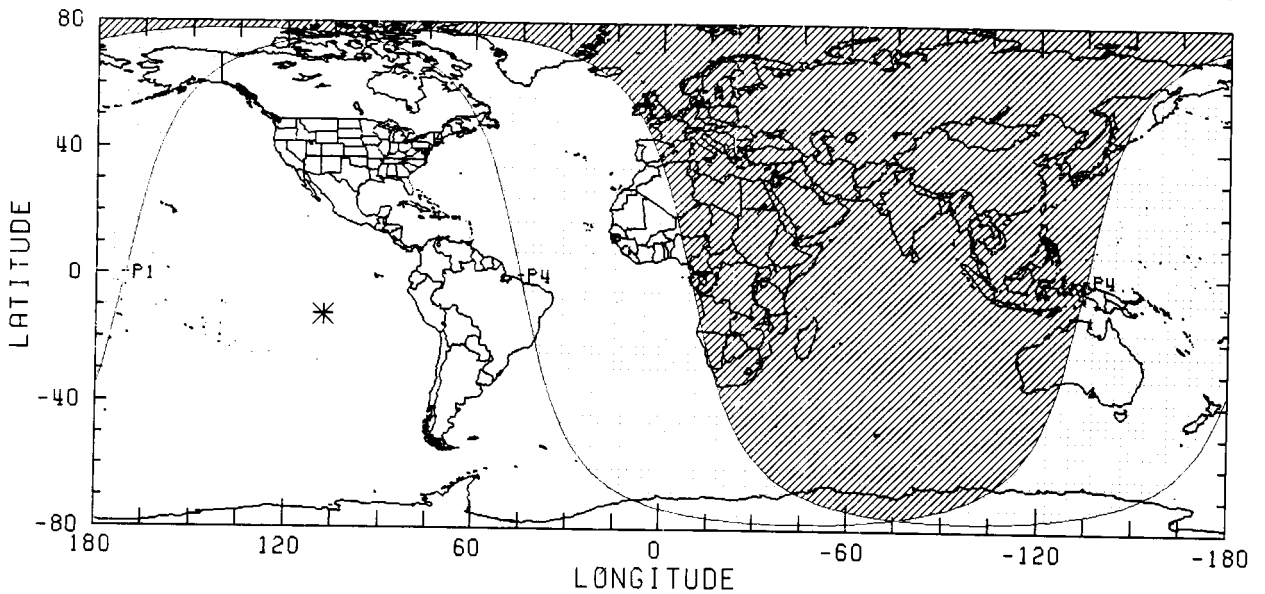
MOON

RA = 21<sup>h</sup> 43<sup>m</sup> 58.<sup>s</sup>7  
 DEC = -12° 24' 40."4  
 SD = 14' 44."9  
 HP = 0° 54' 7."7

SAROS 148 ( 4/71)

JD = 2461634.802

$\Delta T$  = 89.0 S

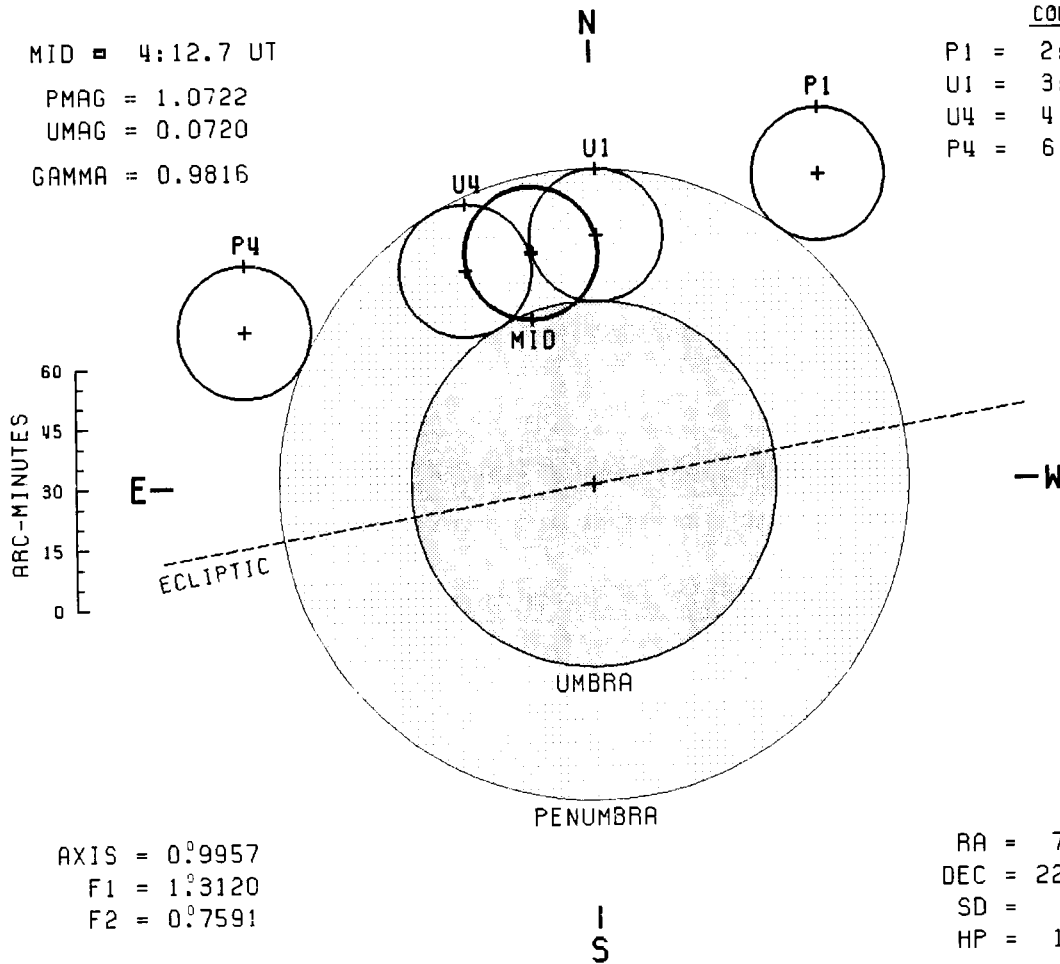


# PARTIAL LUNAR ECLIPSE - 12 JAN 2028

MID = 4:12.7 UT  
 PMAG = 1.0722  
 UMAG = 0.0720  
 GAMMA = 0.9816

### CONTACTS

P1 = 2: 5.5 UT  
 U1 = 3:44.0 UT  
 U4 = 4:41.8 UT  
 P4 = 6:20.1 UT



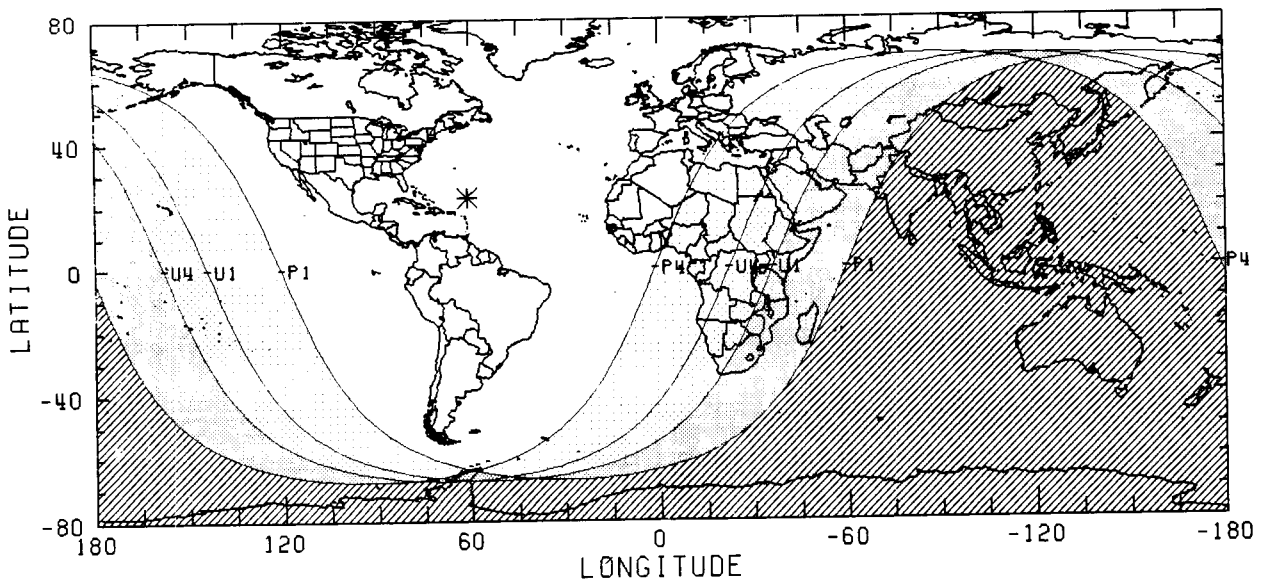
AXIS =  $0^{\circ}9957$   
 F1 =  $1^{\circ}3120$   
 F2 =  $0^{\circ}7591$

MOON  
 RA =  $7^{\circ}33'52.9$   
 DEC =  $22^{\circ}41'18.0$   
 SD =  $16'35.1$   
 HP =  $1^{\circ}0'52.0$

SAROS 115 (58/72)

JD = 2461782.677

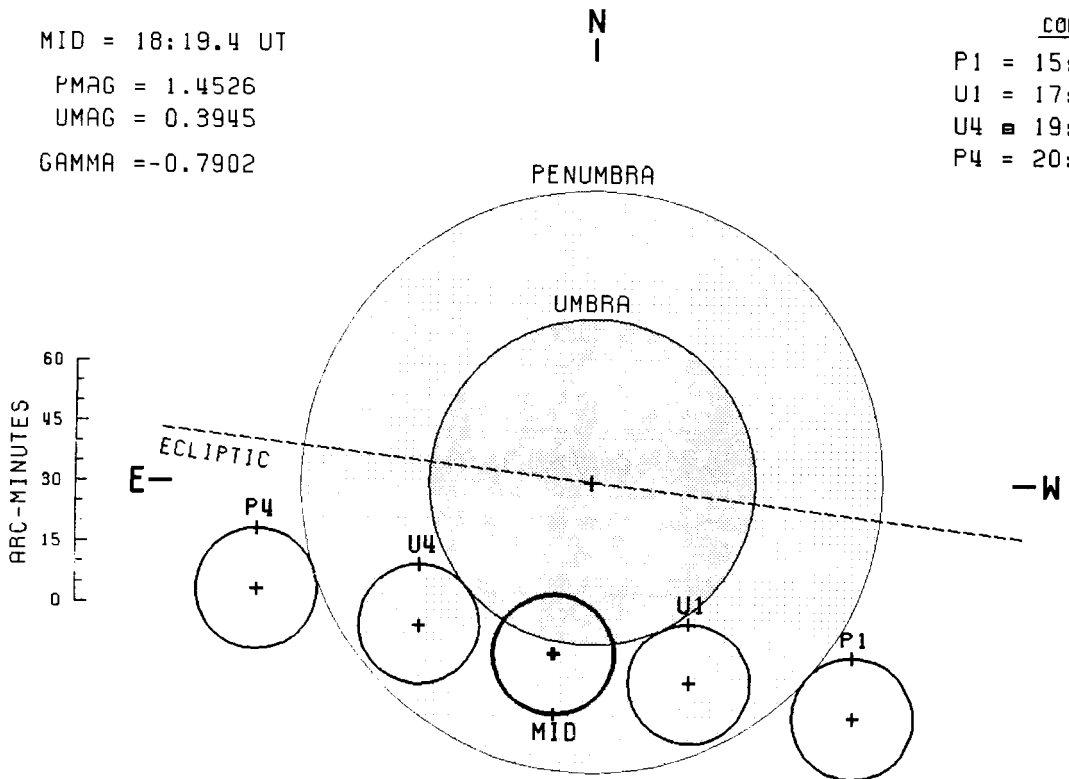
$\Delta T = 89.4$  S



# PARTIAL LUNAR ECLIPSE - 6 JUL 2028

MID = 18:19.4 UT  
 PMAG = 1.4526  
 UMAG = 0.3945  
 GAMMA = -0.7902

CONTACTS  
 P1 = 15:42.2 UT  
 U1 = 17: 8.2 UT  
 U4 = 19:30.8 UT  
 P4 = 20:56.9 UT



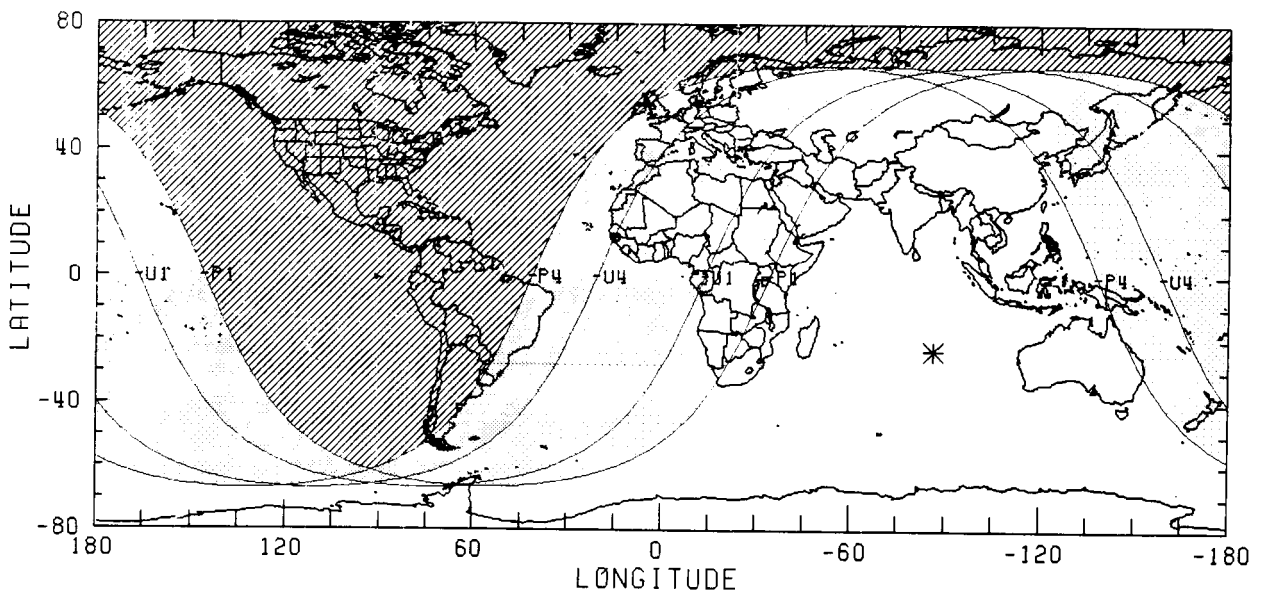
AXIS = -0.°7329  
 F1 = 1.°2145  
 F2 = 0.°6796

MOON  
 RA = 19<sup>h</sup> 6<sup>m</sup> 36.9<sup>s</sup>  
 DEC = -23° 17' 15.9"  
 SD = 15' 9.9"  
 HP = 0° 55' 39.4"

SAROS 120 (59/84)

JD = 2461959.265

$\Delta T = 89.9$  S

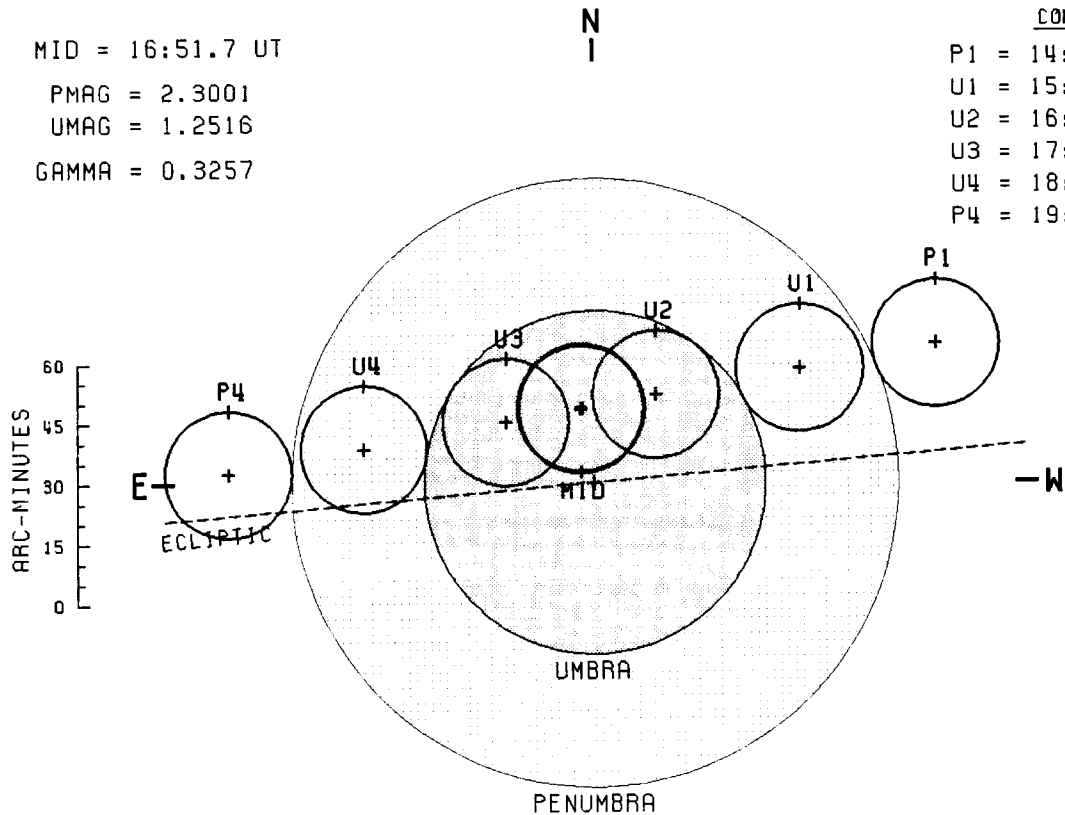


# TOTAL LUNAR ECLIPSE - 31 DEC 2028

MID = 16:51.7 UT  
 PMAG = 2.3001  
 UMAG = 1.2516  
 GAMMA = 0.3257

CONTACTS

P1 = 14: 1.8 UT  
 U1 = 15: 6.9 UT  
 U2 = 16:15.7 UT  
 U3 = 17:28.0 UT  
 U4 = 18:36.7 UT  
 P4 = 19:41.6 UT



AXIS =  $0^{\circ}31'52''$   
 F1 =  $1^{\circ}26'46''$   
 F2 =  $0^{\circ}7'116''$

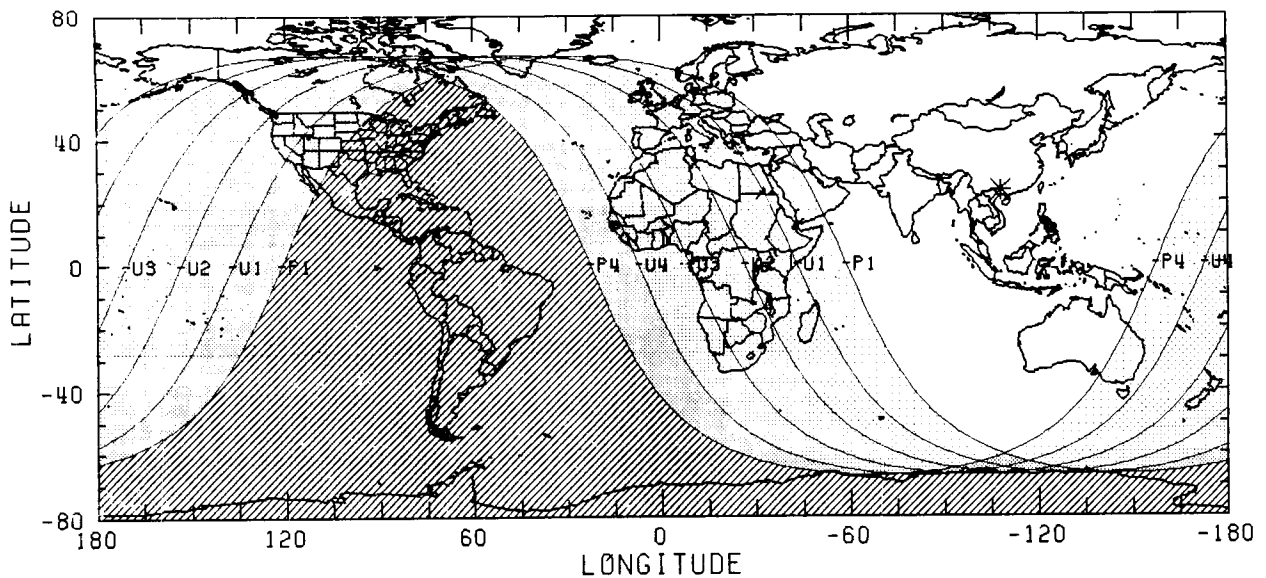
MOON

RA =  $6^{\text{h}} 46^{\text{m}} 8.9^{\text{s}}$   
 DEC =  $23^{\circ} 19' 37.1''$   
 SD =  $15' 49.4''$   
 HP =  $0^{\circ} 58' 4.3''$

SAROS 125 (49/72)

JD = 2462137.204

$\Delta T = 90.3 \text{ S}$



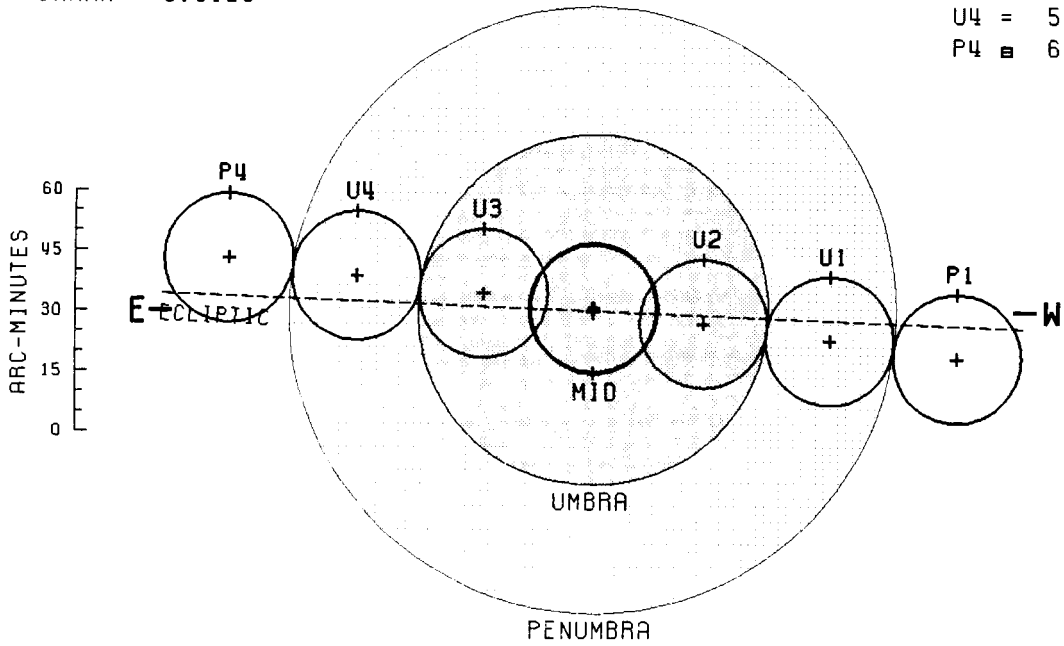


# TOTAL LUNAR ECLIPSE - 26 JUN 2029

MID = 3:21.9 UT  
 PMAG = 2.8515  
 UMAG = 1.8488  
 GAMMA = 0.0126

CONTACTS

P1 = 0:32.6 UT  
 U1 = 1:31.6 UT  
 U2 = 2:30.4 UT  
 U3 = 4:13.3 UT  
 U4 = 5:12.1 UT  
 P4 = 6:11.2 UT



AXIS = 0°0123  
 F1 = 1°2669  
 F2 = 0°7320

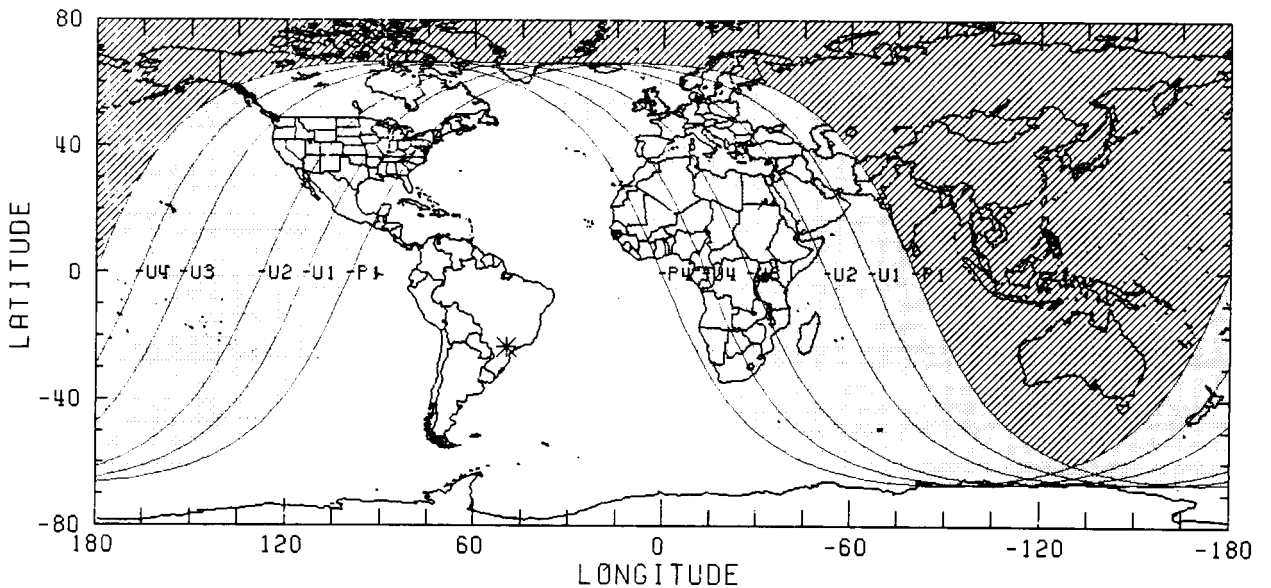
MOON

RA = 18<sup>h</sup> 21<sup>m</sup> 2.6<sup>s</sup>  
 DEC = -23° 20' -6.4"  
 SD = 16' 0.4"  
 HP = 0° 58' 44.7"

SAROS 130 (35/72)

JD = 2462313.641

$\Delta T = 90.8$  S



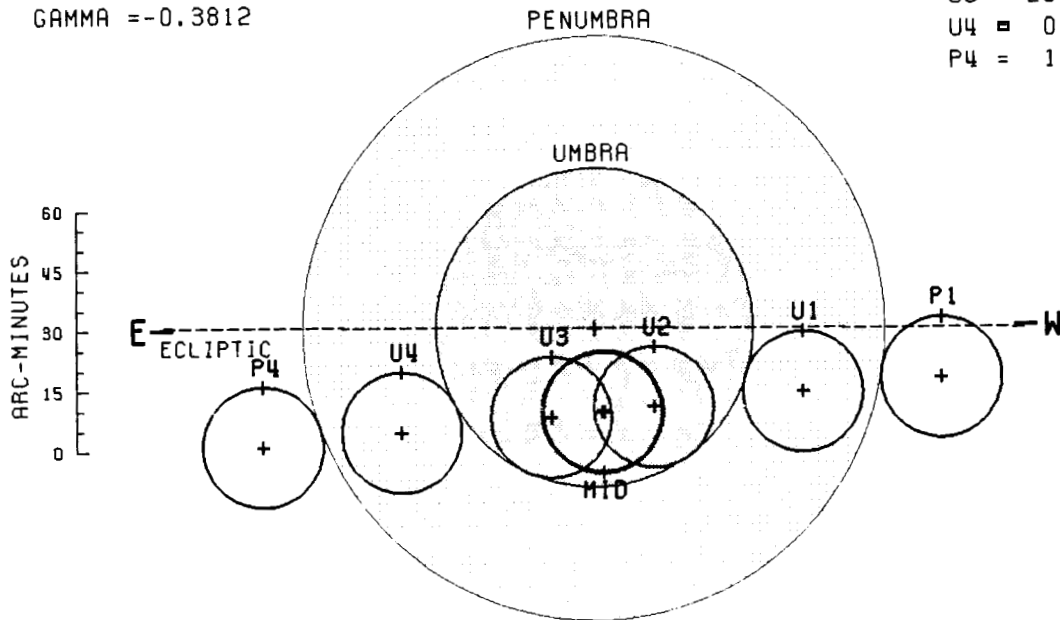
# TOTAL LUNAR ECLIPSE - 20 DEC 2029

MID = 22:41.6 UT  
 PMAG = 2.2268  
 UMAG = 1.1217  
 GAMMA = -0.3812

N  
I

CONTACTS

P1 = 19:40.6 UT  
 U1 = 20:54.5 UT  
 U2 = 22:14.3 UT  
 U3 = 23: 8.8 UT  
 U4 = 0:28.7 UT  
 P4 = 1:42.5 UT



AXIS = -0.3499  
 F1 = 1.2137  
 F2 = 0.6609

I  
S

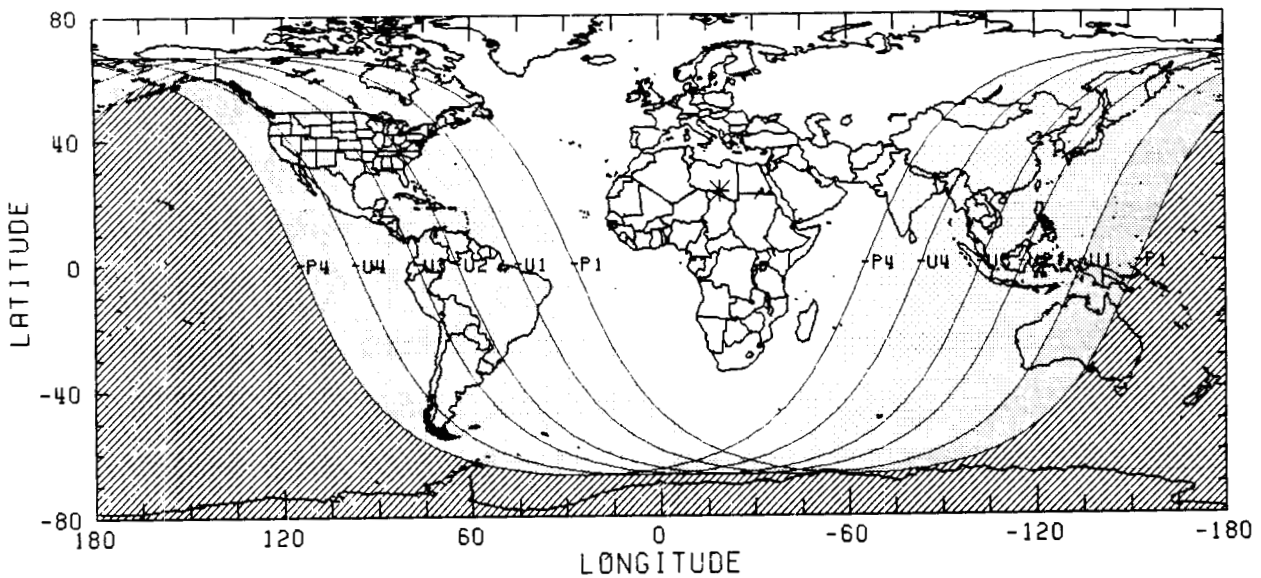
MOON

RA = 5<sup>h</sup> 56<sup>m</sup> 58.<sup>s</sup>8  
 DEC = 23° 5' 6."4  
 SD = 15' 0."4  
 HP = 0° 55' 4."6

SAROS 135 (24/71)

JD = 2462491.447

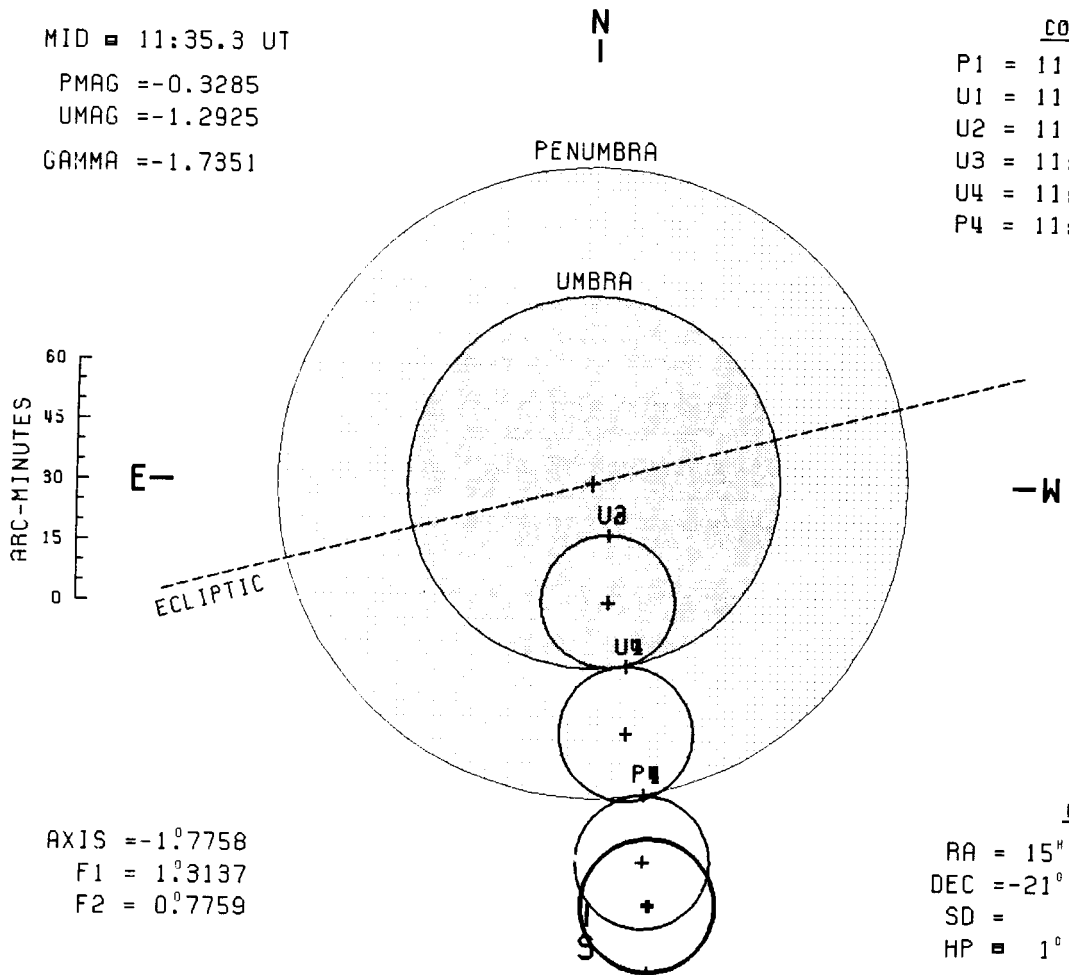
ΔT = 91.3 S



# LUNAR ECLIPSE - 17 MAY 2030

MID = 11:35.3 UT  
 PMAG = -0.3285  
 UMAG = -1.2925  
 GAMMA = -1.7351

CONTACTS  
 P1 = 11:35.3 UT  
 U1 = 11:35.3 UT  
 U2 = 11:35.3 UT  
 U3 = 11:35.3 UT  
 U4 = 11:35.3 UT  
 P4 = 11:35.3 UT



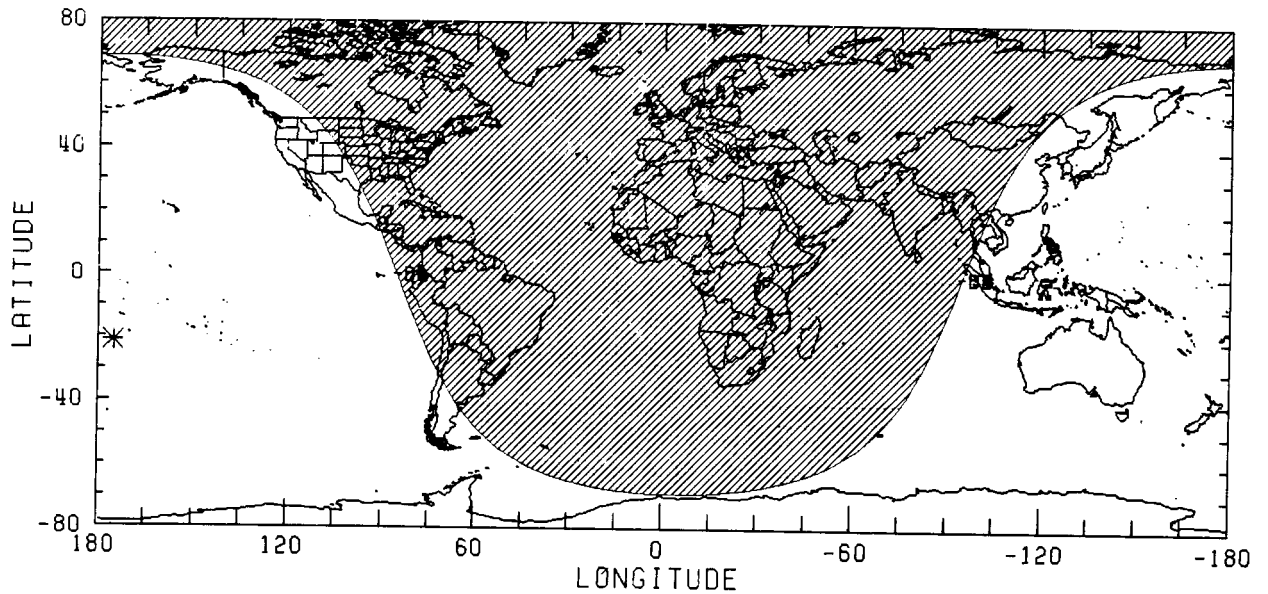
AXIS = -1.7758  
 F1 = 1.3137  
 F2 = 0.7759

MOON  
 RA = 15<sup>h</sup> 36<sup>m</sup> 13.<sup>s</sup>3  
 DEC = -21° -9' 21."1  
 SD = 16' 44."1  
 HP = 1° 1' 25."0

SAROS 135 (24/71)

JD = 2462638.984

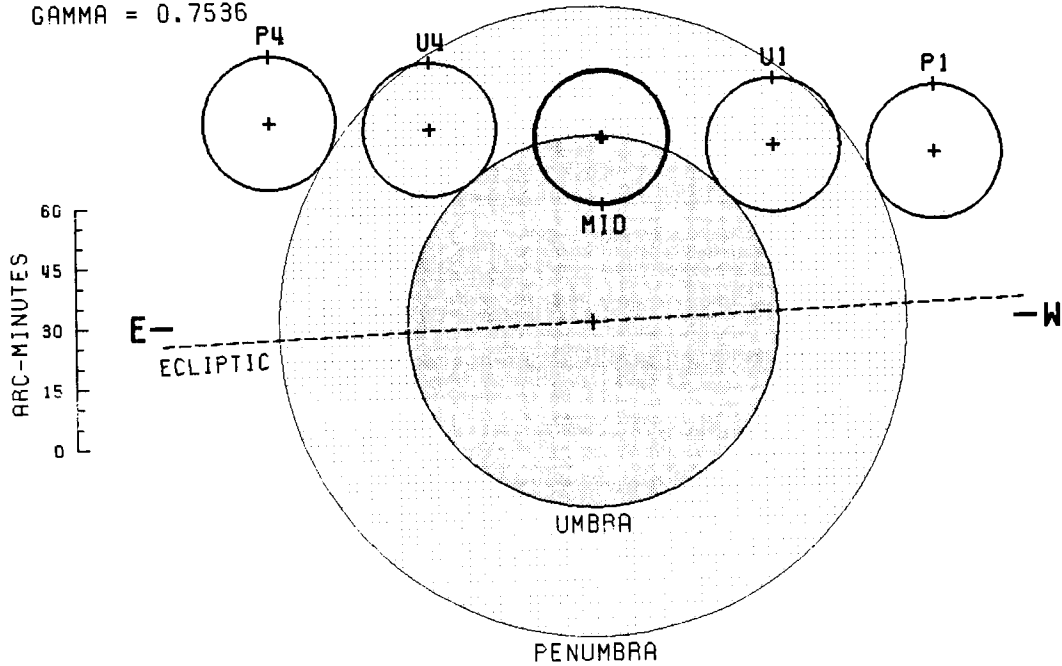
ΔT = 91.7 S



# PARTIAL LUNAR ECLIPSE - 15 JUN 2030

MID = 18:33.0 UT  
 PMAG = 1.4725  
 UMAG = 0.5080  
 GAMMA = 0.7536

CONTACTS  
 P1 = 16:12.2 UT  
 U1 = 17:20.3 UT  
 U4 = 19:45.7 UT  
 P4 = 20:53.9 UT



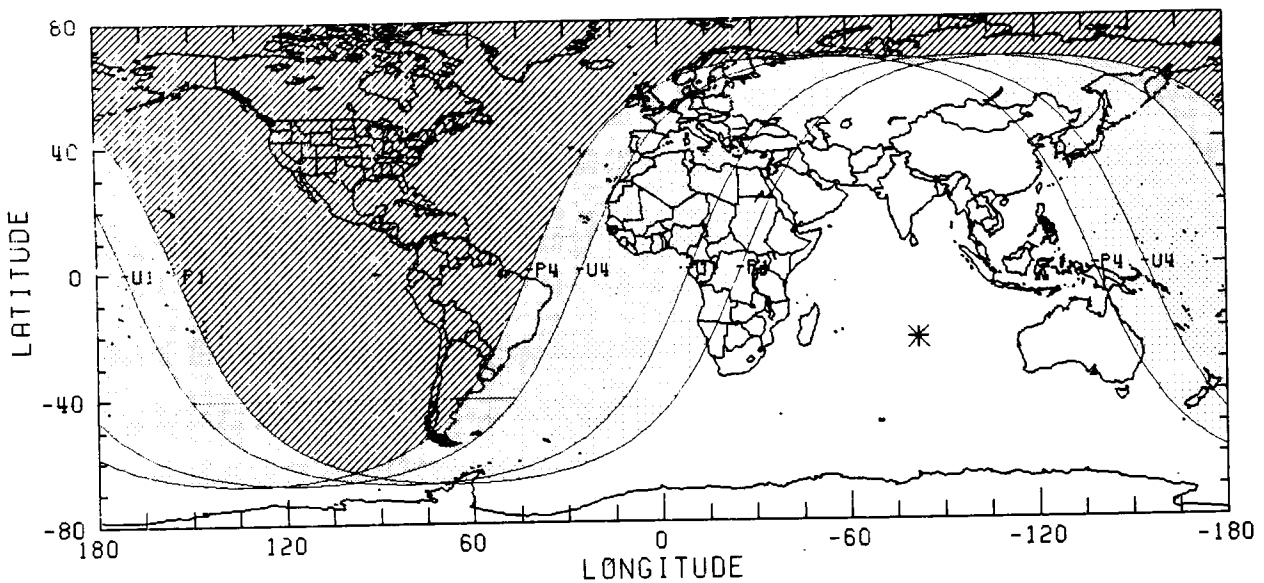
AXIS =  $0^{\circ}7676$   
 F1 =  $1^{\circ}3074$   
 F2 =  $0^{\circ}7721$

MOON  
 RA =  $17^{\circ}36'46.31$   
 DEC =  $-22^{\circ}33'45.73$   
 SD =  $16'39.72$   
 HP =  $1^{\circ}1'7.1$

SAROS 140 (26/80)

JD = 2462668.274

$\Delta T = 91.8$  S



# PENUMBRAL LUNAR ECLIPSE - 9 DEC 2030

MID = 22:27.3 UT

PMAG = 0.9677

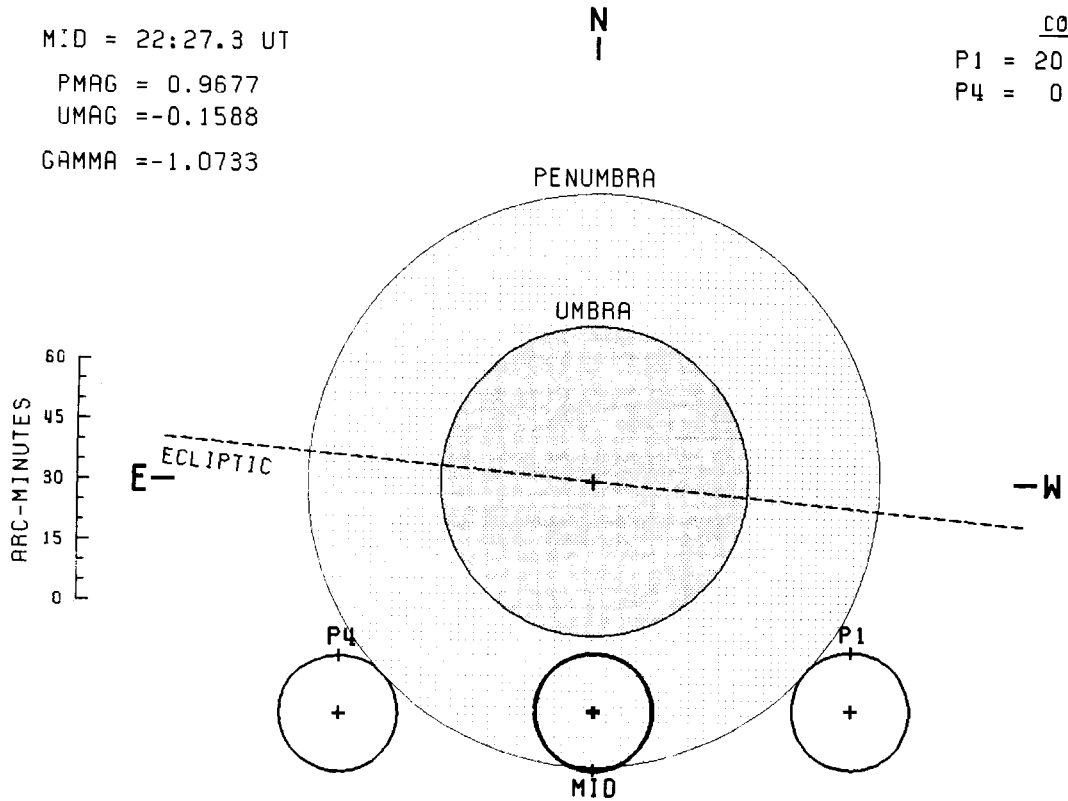
UMAG = -0.1588

GAMMA = -1.0733

CONTACTS

P1 = 20: 5.2 UT

P4 = 0:49.3 UT



AXIS = -0.9653

F1 = 1.1946

F2 = 0.6424

MOON

RA = 5<sup>h</sup> 7<sup>m</sup> 19.<sup>s</sup>0

DEC = 21° 55' 2."6

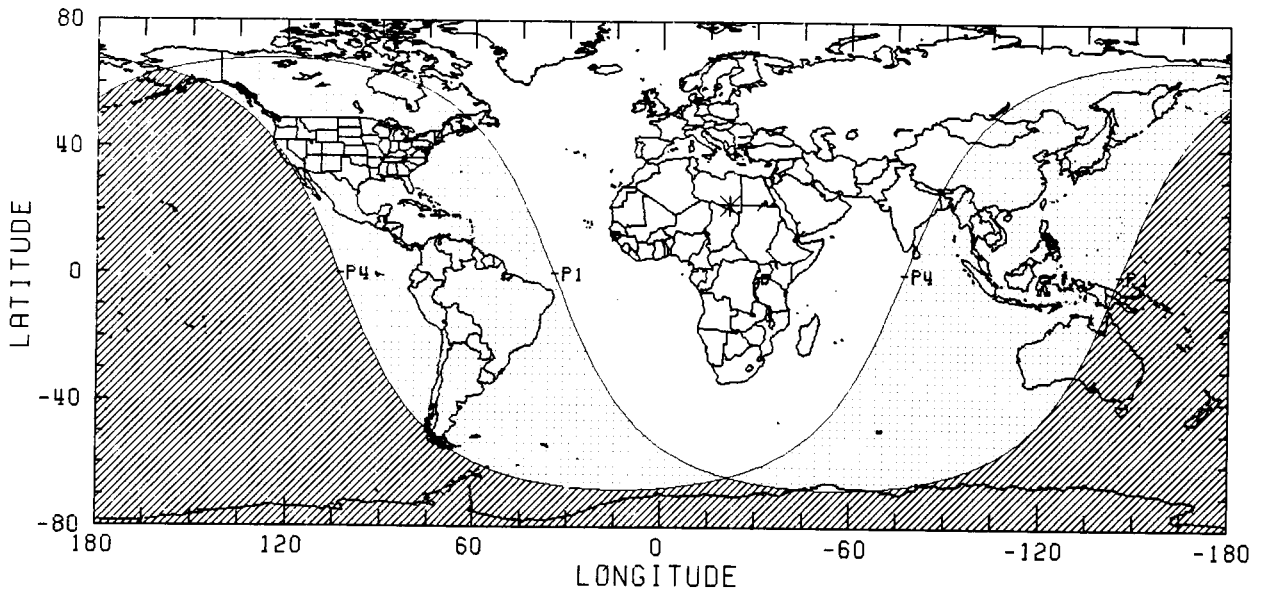
SD = 14' 42."3

HP = 0° 53' 58."1

SAROS 145 (12/71)

JD = 2462845.437

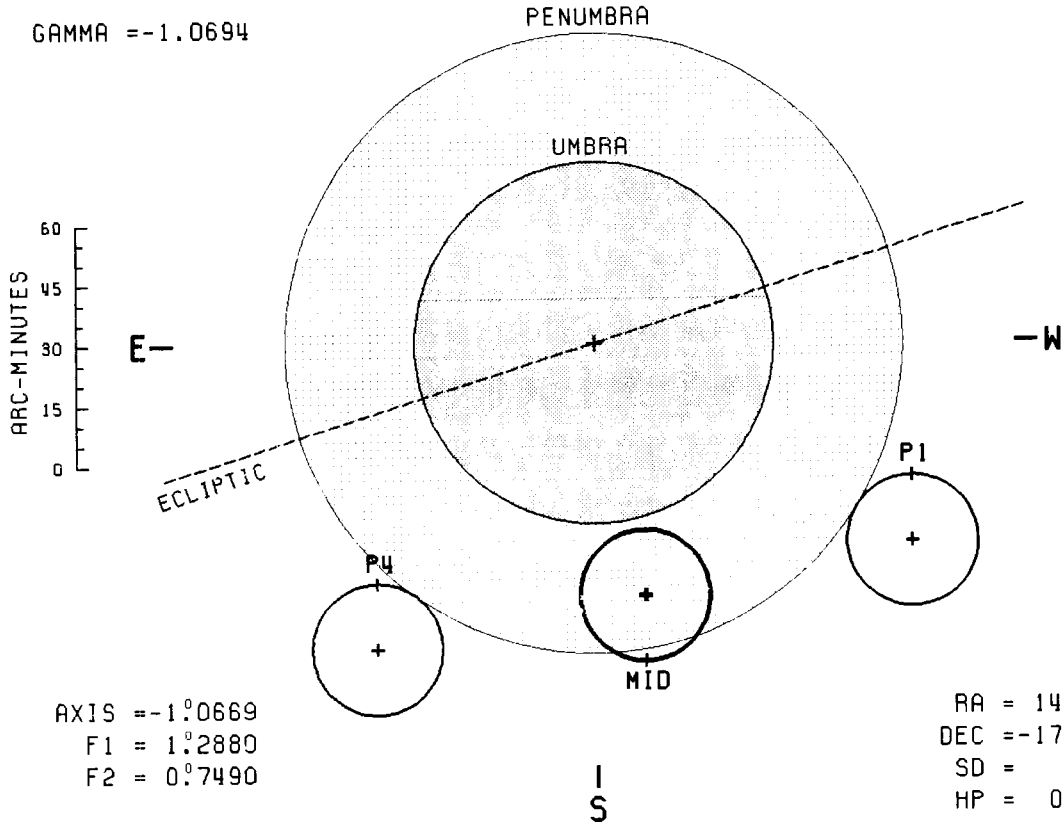
ΔT = 92.3 S



# PENUMBRAL LUNAR ECLIPSE - 7 MAY 2031

MID = 3:50.5 UT  
 PMAG = 0.9067  
 UMAG = -0.0847  
 GAMMA = -1.0694

CONTACTS  
 P1 = 1:49.7 UT  
 P4 = 5:51.2 UT



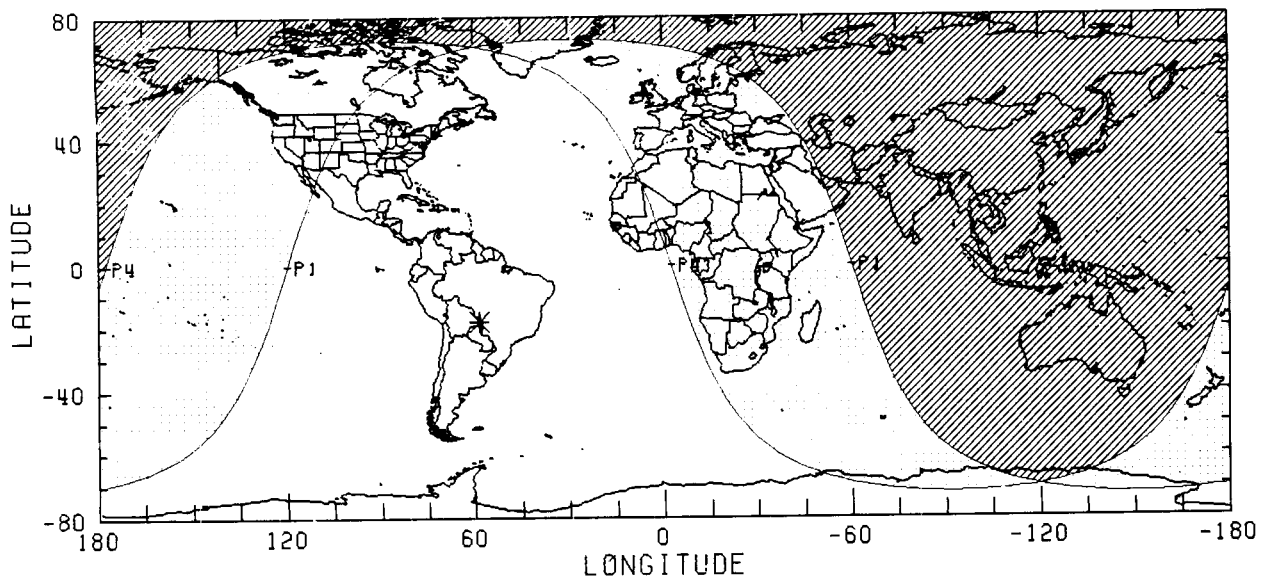
AXIS =  $-1^{\circ}0669$   
 F1 =  $1^{\circ}2880$   
 F2 =  $0^{\circ}7490$

MOON  
 RA =  $14^{\text{h}}54^{\text{m}}58^{\text{s}}.0$   
 DEC =  $-17^{\circ}47'29''.1$   
 SD =  $16'18''.7$   
 HP =  $0^{\circ}59'52''.0$

SAROS 112 (66/72)

JD = 2462993.661

$\Delta T = 92.7 \text{ S}$

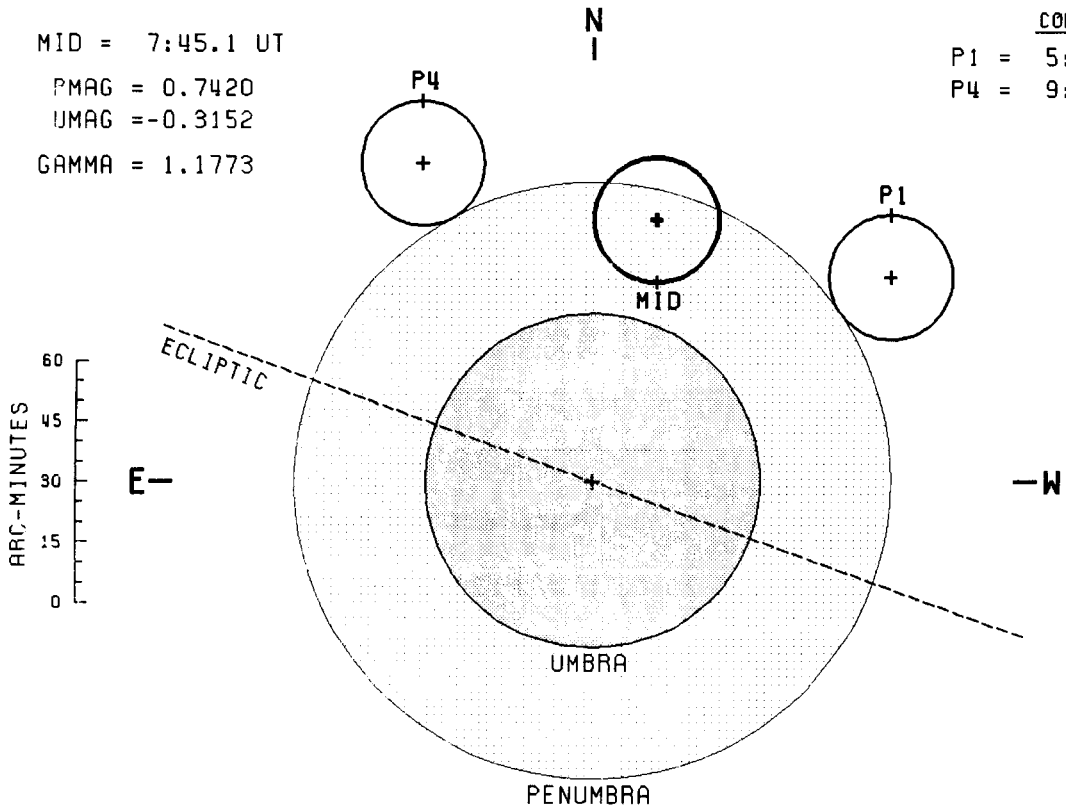


# PENUMBRAL LUNAR ECLIPSE - 30 OCT 2031

MID = 7:45.1 UT  
 PMAG = 0.7420  
 UMAG = -0.3152  
 GAMMA = 1.1773

CONTACTS

P1 = 5:46.7 UT  
 P4 = 9:43.2 UT



AXIS =  $1^{\circ}11'87''$   
 F1 =  $1^{\circ}24'40''$   
 F2 =  $0^{\circ}6'965''$

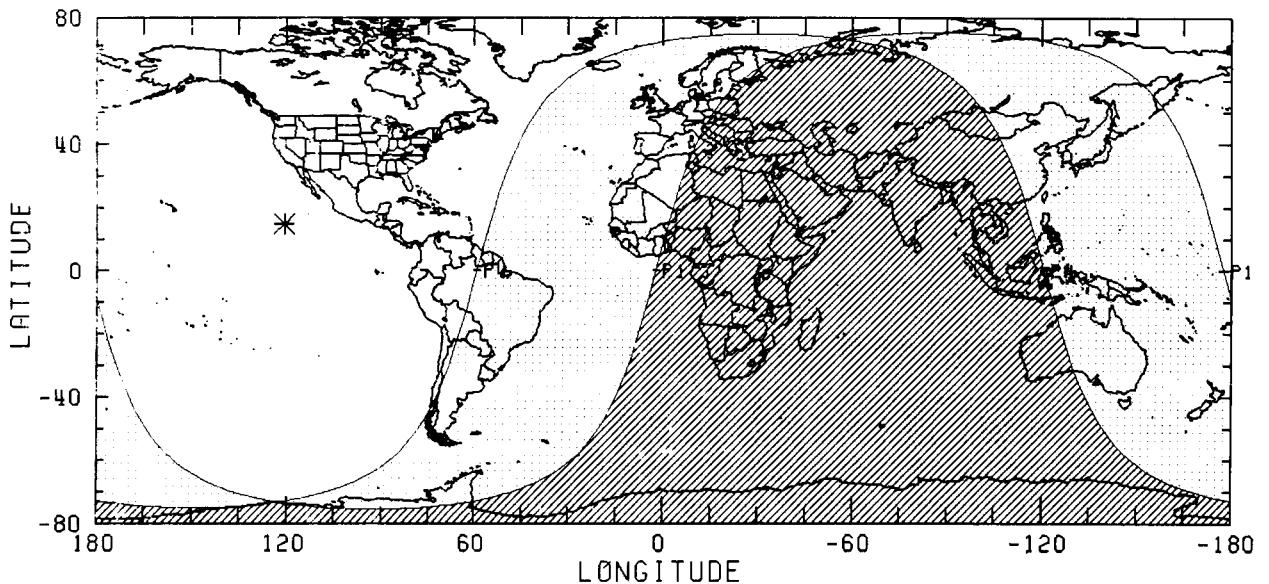
MOON

RA =  $2^{\text{h}} 16^{\text{m}} 19.5^{\text{s}}$   
 DEC =  $14^{\circ} 49' 52.5''$   
 SD =  $15' 32.2''$   
 HP =  $0^{\circ} 57' 1.3''$

SAROS 117 (53/72)

JD = 2463169.824

$\Delta T = 93.2 \text{ S}$

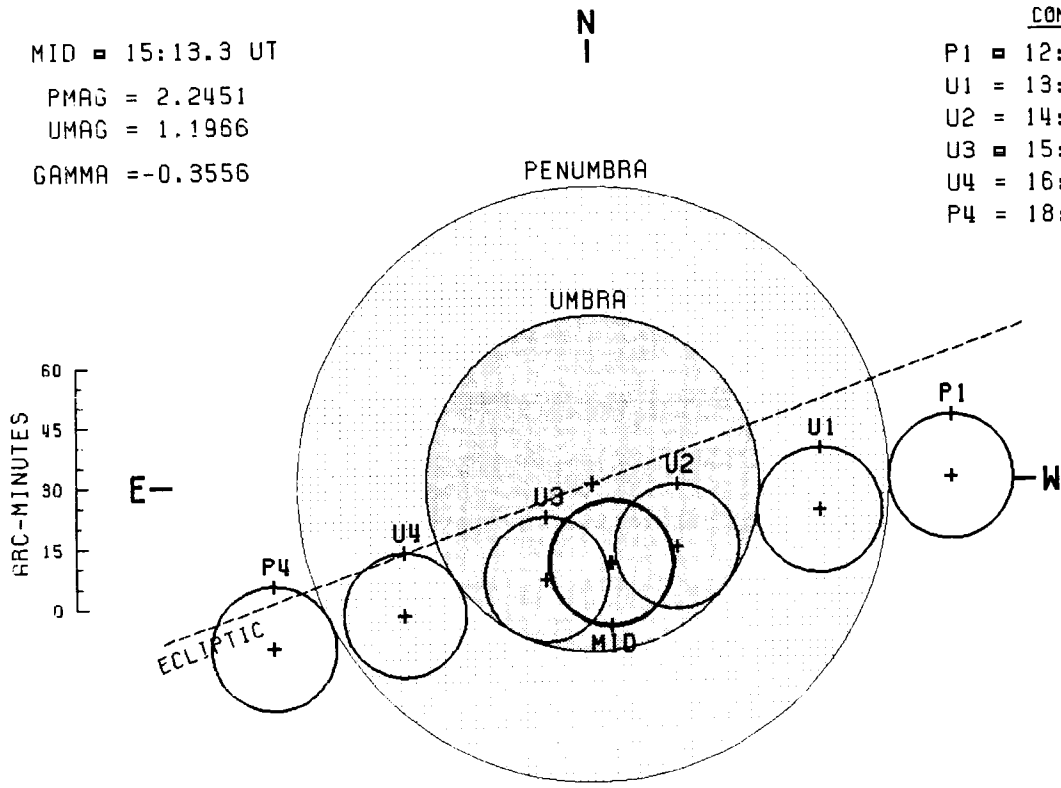


# TOTAL LUNAR ECLIPSE - 25 APR 2032

MID = 15:13.3 UT  
 PMAG = 2.2451  
 UMAG = 1.1966  
 GAMMA = -0.3556

CONTACTS

P1 = 12:20.1 UT  
 U1 = 13:27.2 UT  
 U2 = 14:39.9 UT  
 U3 = 15:46.4 UT  
 U4 = 16:59.3 UT  
 P4 = 18: 6.2 UT



AXIS = -0.°3364  
 F1 = 1.°2360  
 F2 = 0.°6955

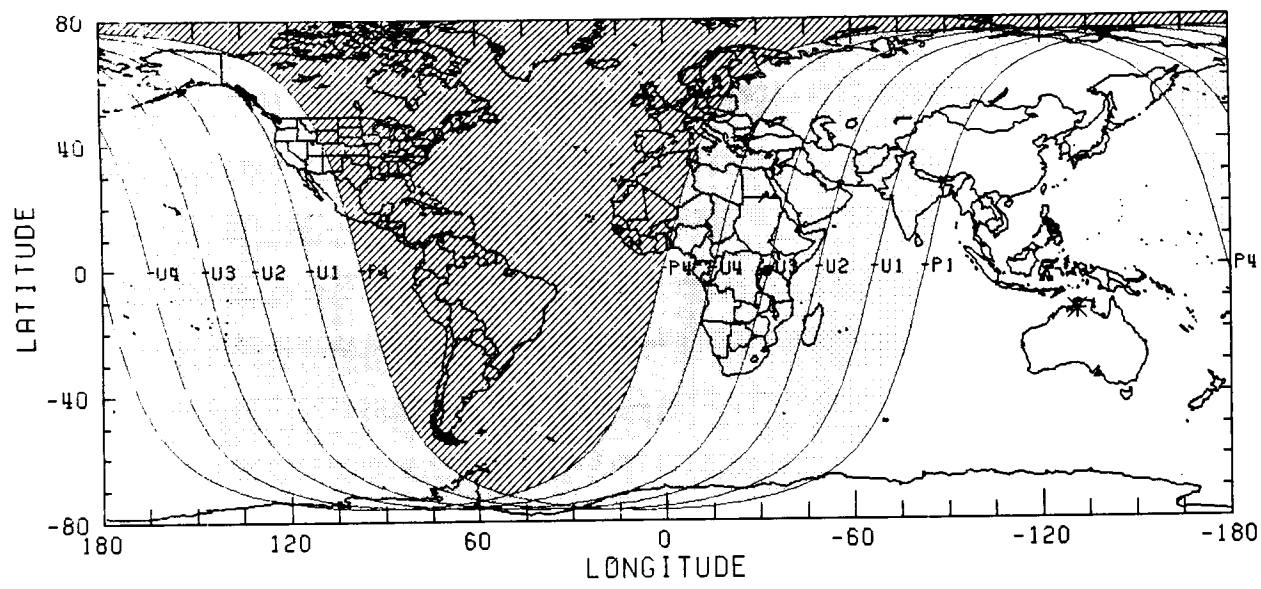
MOON

RA = 14<sup>h</sup> 14<sup>m</sup> 18.°5  
 DEC = -13° 50' -5.°5  
 SD = 15' 27.°9  
 HP = 0° 56' 45.°4

SAROS 122 (57/75)

JD = 2463348.135

ΔT = 93.7 S

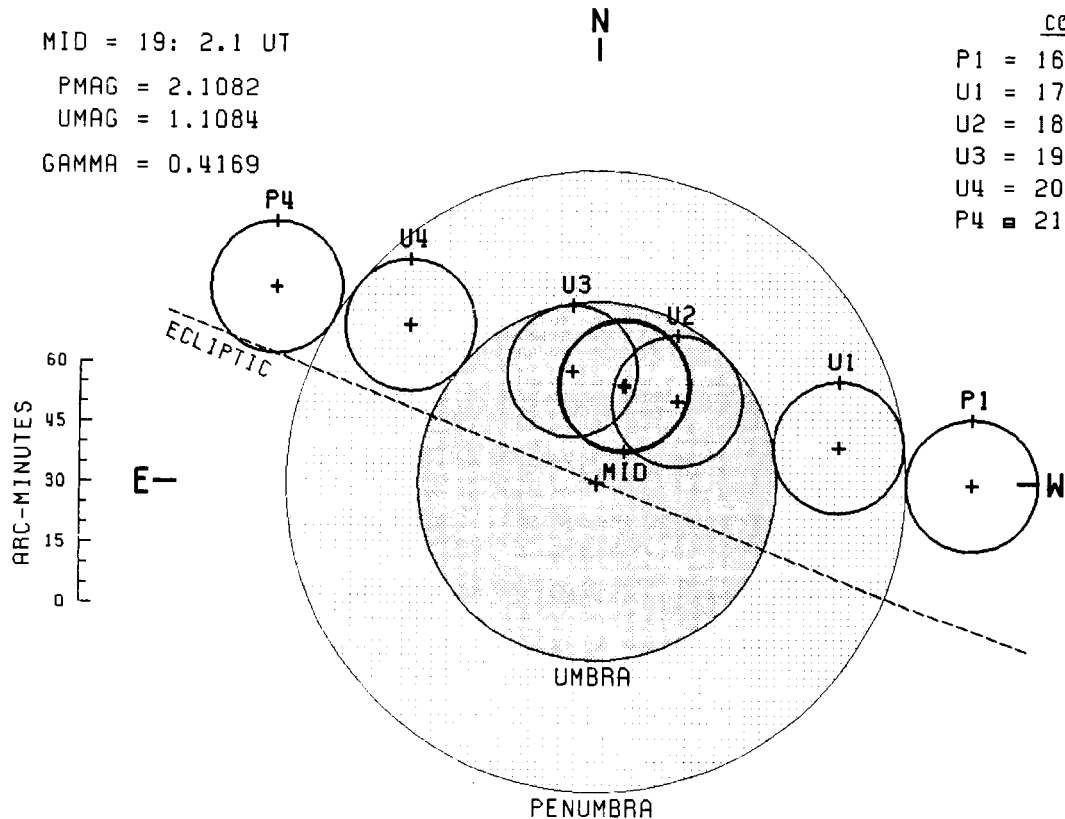




# TOTAL LUNAR ECLIPSE - 18 OCT 2032

MID = 19: 2.1 UT  
 PMAG = 2.1082  
 UMAG = 1.1084  
 GAMMA = 0.4169

CONTACTS  
 P1 = 16:22.7 UT  
 U1 = 17:23.5 UT  
 U2 = 18:37.8 UT  
 U3 = 19:26.0 UT  
 U4 = 20:40.4 UT  
 P4 = 21:41.5 UT



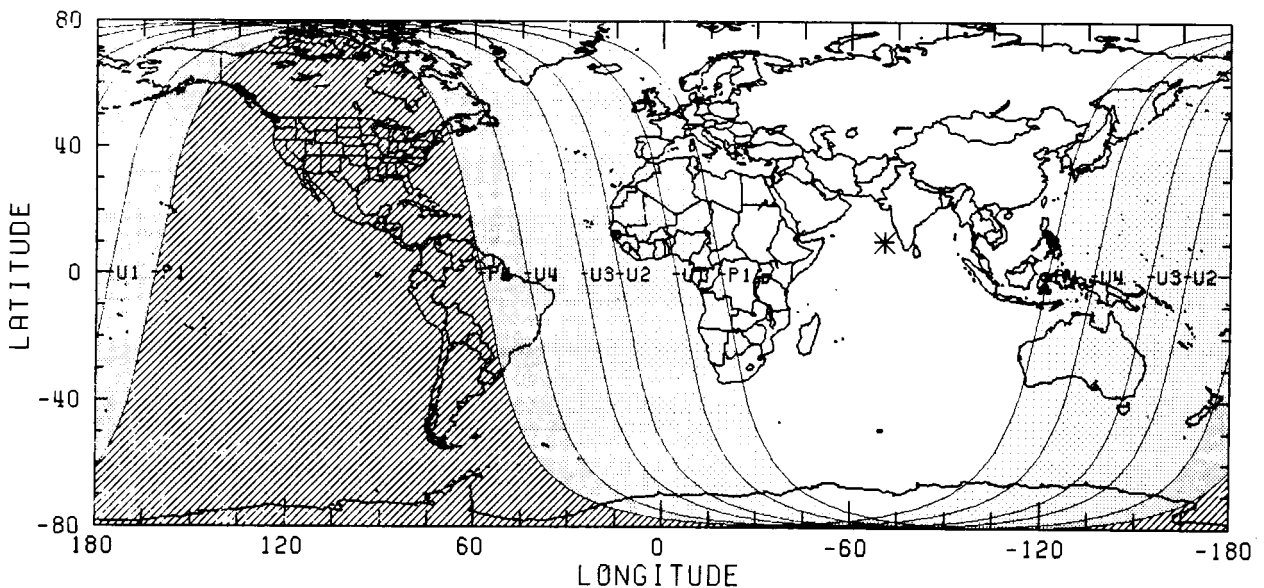
AXIS =  $0^{\circ}41'76''$   
 F1 =  $1^{\circ}29'58''$   
 F2 =  $0^{\circ}74'98''$

MOON  
 RA =  $1^{\text{h}} 35^{\text{m}} 47.9^{\text{s}}$   
 DEC =  $10^{\circ} 25' 28.1''$   
 SD =  $16' 22.8''$   
 HP =  $1^{\circ} 0' 7.0''$

SAROS 127 (43/72)

JD = 2463524.294

$\Delta T = 94.2 \text{ S}$

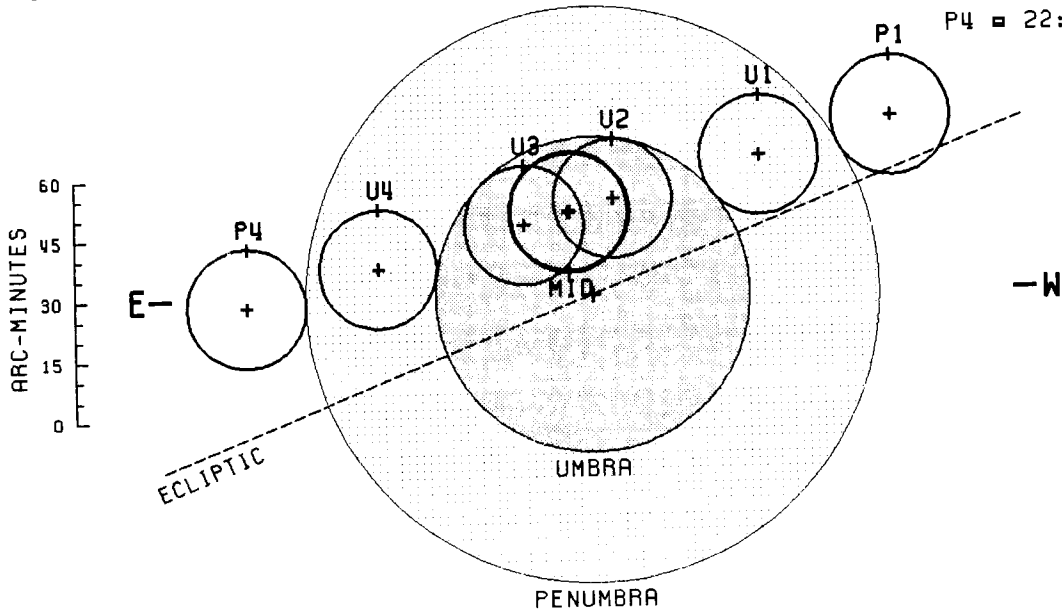


# TOTAL LUNAR ECLIPSE - 14 APR 2033

MID = 19:12.3 UT  
 PMAG = 2.1971  
 UMAG = 1.0988  
 GAMMA = 0.3955

CONTACTS

P1 = 16: 9.8 UT  
 U1 = 17:24.4 UT  
 U2 = 18:47.4 UT  
 U3 = 19:37.5 UT  
 U4 = 21: 0.3 UT  
 P4 = 22:14.8 UT



AXIS = 0°3582  
 F1 = 1°1959  
 F2 = 0°6538

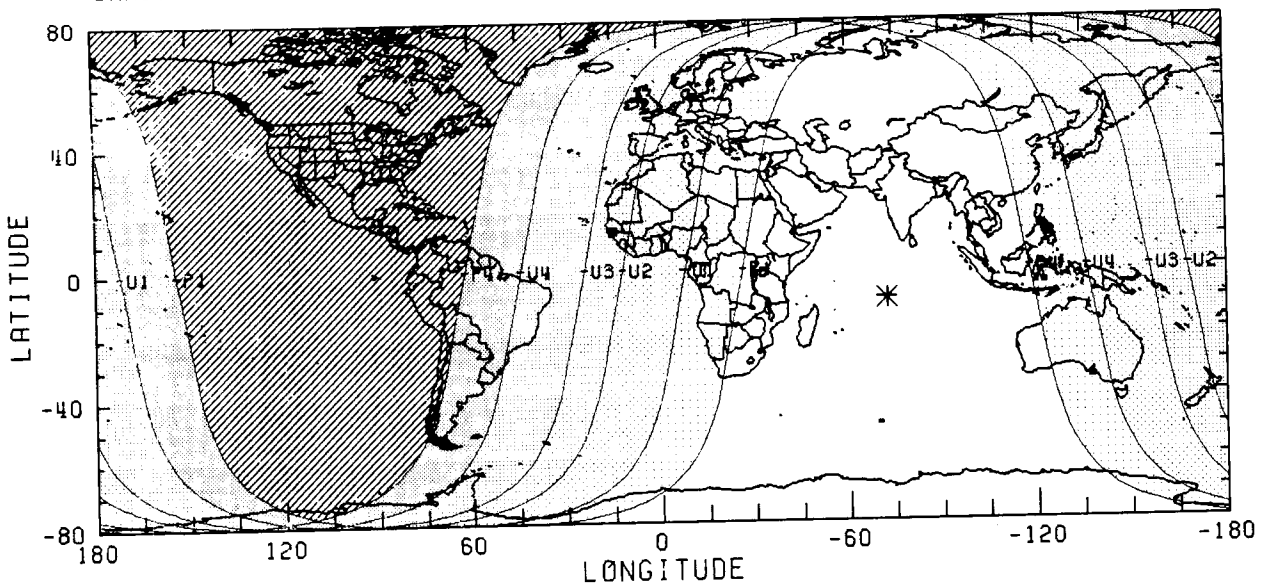
MOON

RA = 13<sup>h</sup> 33<sup>m</sup> 37.<sup>s</sup>2  
 DEC = -9° 23' -8."2  
 SD = 14' 48."5  
 HP = 0° 54' 20."9

SAROS 132 (31/71)

JD = 2463702.301

$\Delta T = 94.7$  S

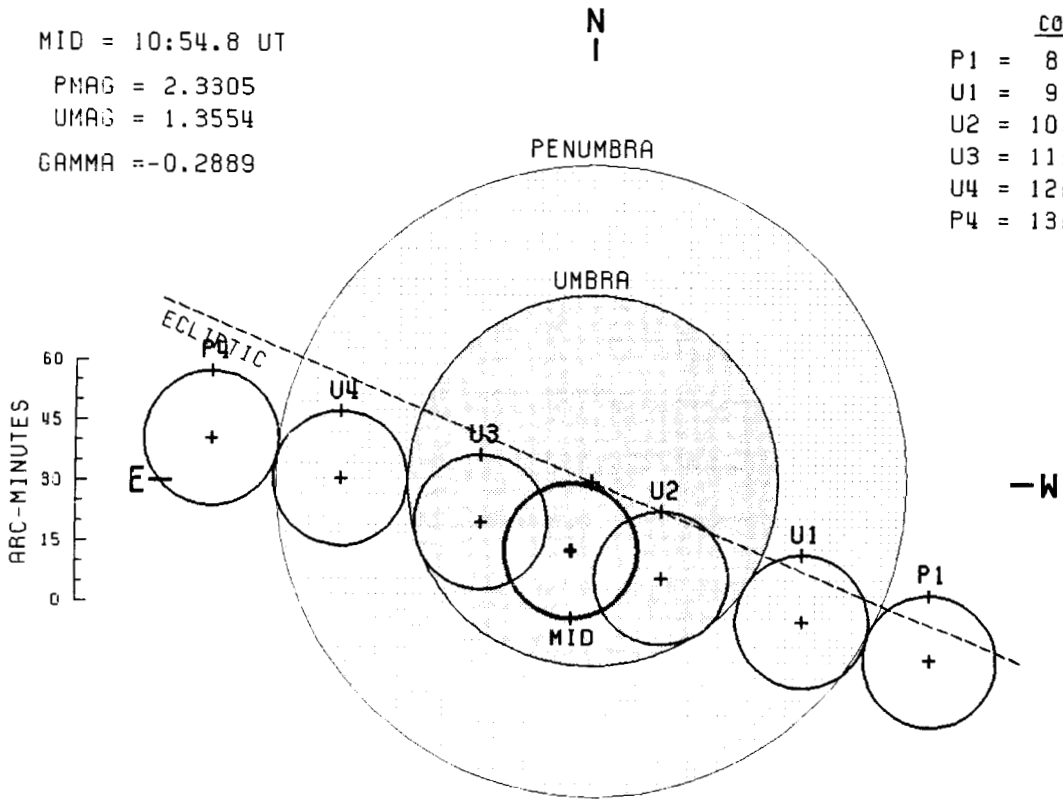


# TOTAL LUNAR ECLIPSE - 8 OCT 2033

MID = 10:54.8 UT  
 PMAG = 2.3305  
 UMAG = 1.3554  
 GAMMA = -0.2889

## CONTACTS

P1 = 8:16.9 UT  
 U1 = 9:13.2 UT  
 U2 = 10:15.0 UT  
 U3 = 11:34.8 UT  
 U4 = 12:36.5 UT  
 P4 = 13:32.7 UT



AXIS = -0.2959  
 F1 = 1.3176  
 F2 = 0.7733

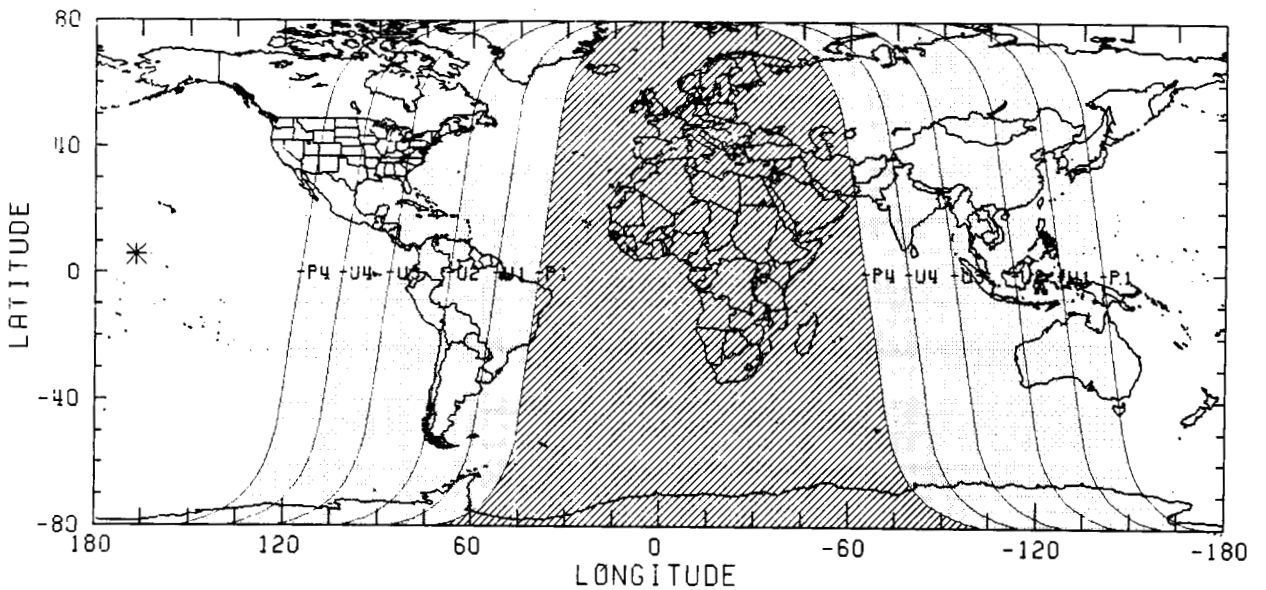
## MOON

RA = 0<sup>h</sup> 57<sup>m</sup> 22.<sup>s</sup>7  
 DEC = 5° 48' 35."4  
 SD = 16' 44."6  
 HP = 1° 1' 27."1

SAROS 137 (29/81)

JD = 2463878.956

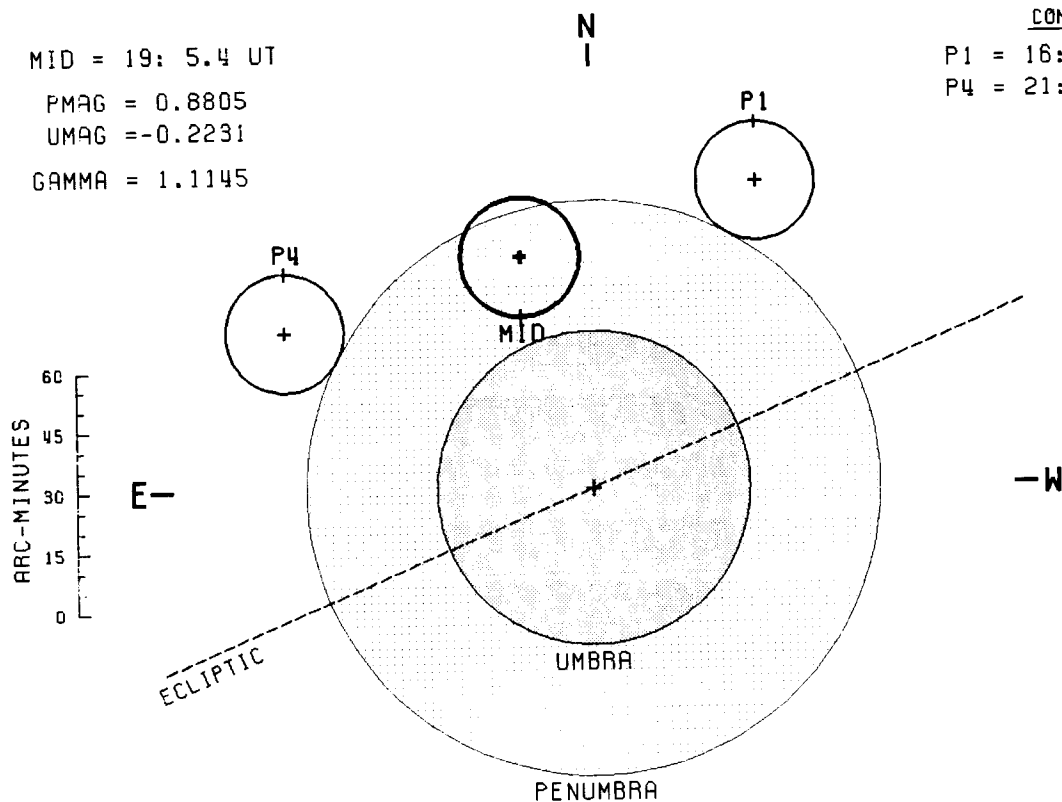
$\Delta T$  = 95.2 S



# PENUMBRAL LUNAR ECLIPSE - 3 APR 2034

MID = 19: 5.4 UT  
 PMAG = 0.8805  
 UMAG = -0.2231  
 GAMMA = 1.1145

CONTACTS  
 P1 = 16:50.4 UT  
 P4 = 21:20.6 UT



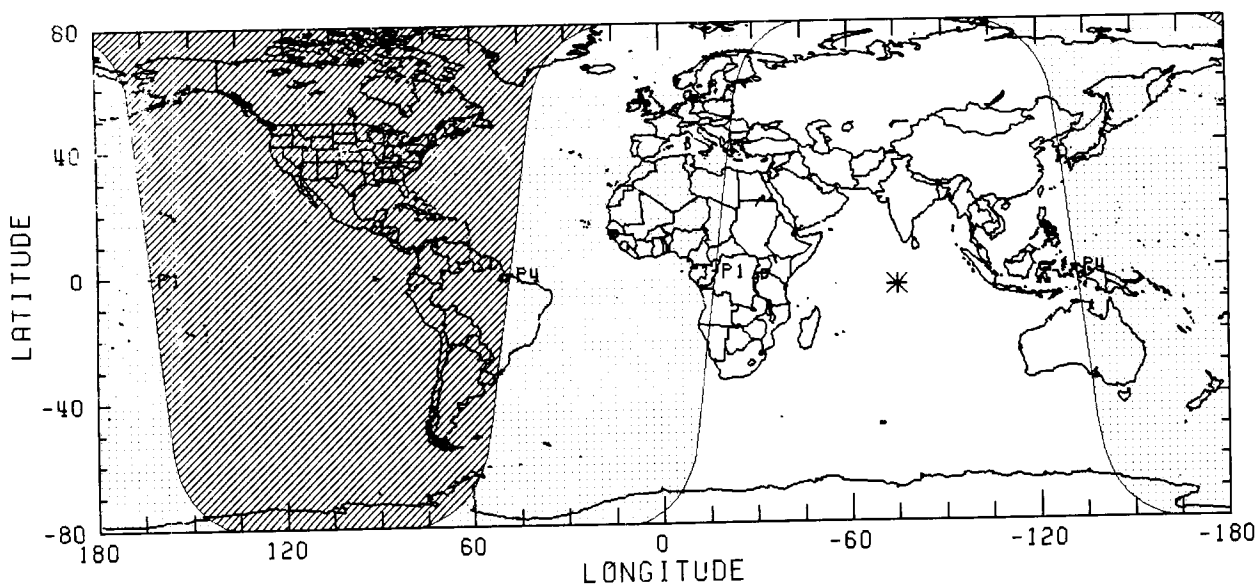
AXIS =  $1^{\circ}00'78''$   
 F1 =  $1^{\circ}19'53''$   
 F2 =  $0^{\circ}65'14''$

MOON  
 RA =  $12^{\text{h}} 53^{\text{m}} 5.5^{\text{s}}$   
 DEC =  $-4^{\circ} 35' 41.6''$   
 SD =  $14' 47.1''$   
 HP =  $0^{\circ} 54' 15.6''$

SAROS 142 (19/74)

JD = 2464056.297

$\Delta T = 95.7 \text{ S}$

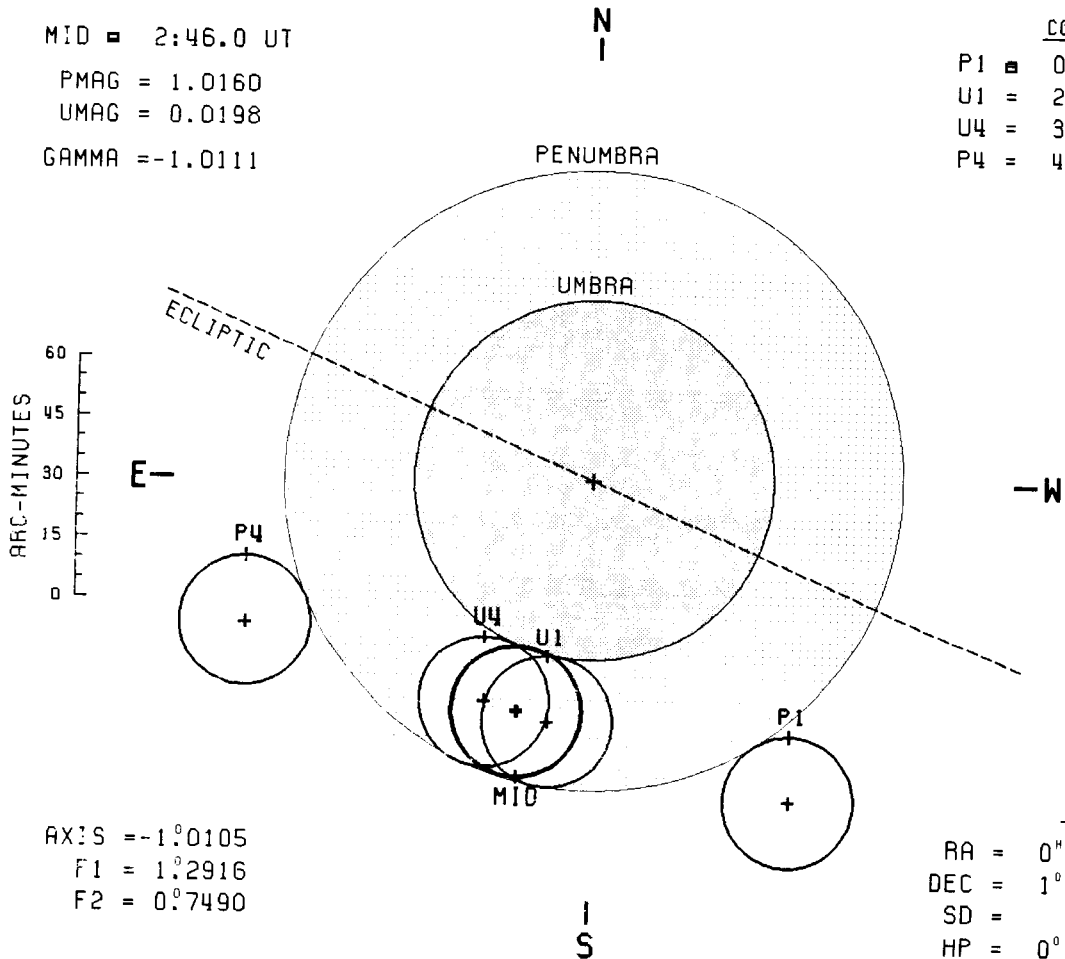


# PARTIAL LUNAR ECLIPSE - 28 SEP 2034

MID = 2:46.0 UT  
 PMAG = 1.0160  
 UMAG = 0.0198  
 GAMMA = -1.0111

### CONTACTS

P1 = 0:39.9 UT  
 U1 = 2:31.6 UT  
 U4 = 3:00.9 UT  
 P4 = 4:52.5 UT



AXIS = -1.0105  
 F1 = 1.2916  
 F2 = 0.7490

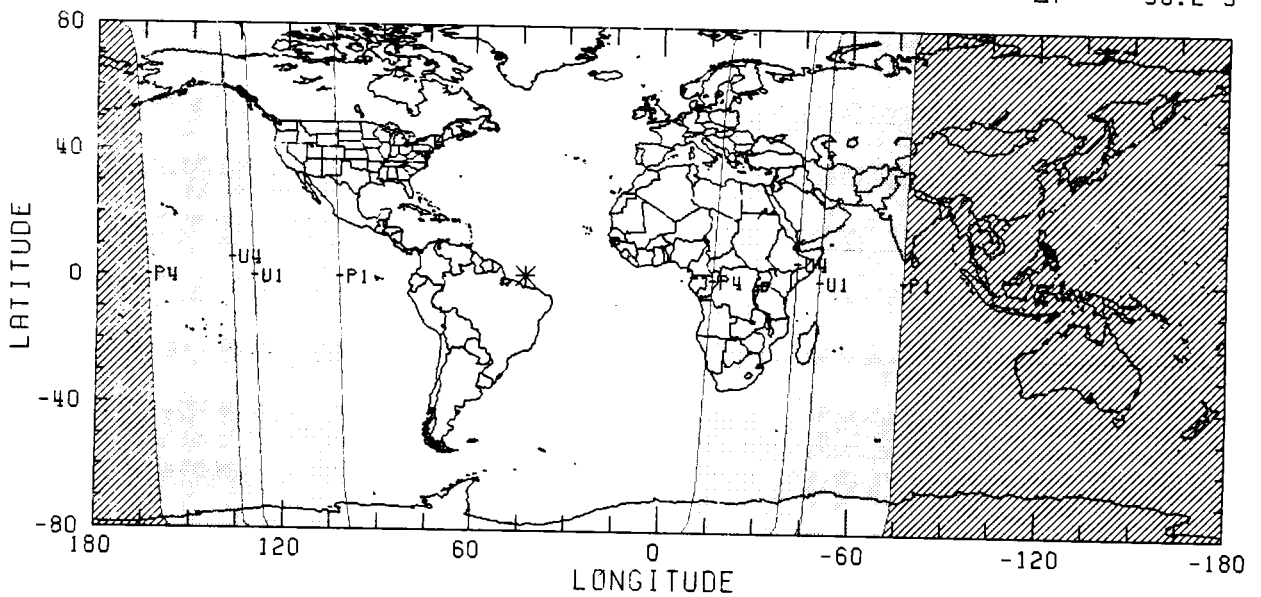
### MOON

RA = 0<sup>h</sup> 19<sup>m</sup> 49.<sup>s</sup>9  
 DEC = 1° 2' 58.<sup>''</sup>6  
 SD = 16' 20.<sup>''</sup>4  
 HP = 0° 59' 58.<sup>''</sup>2

SAROS 147 (10/71)

JD = 2464233.616

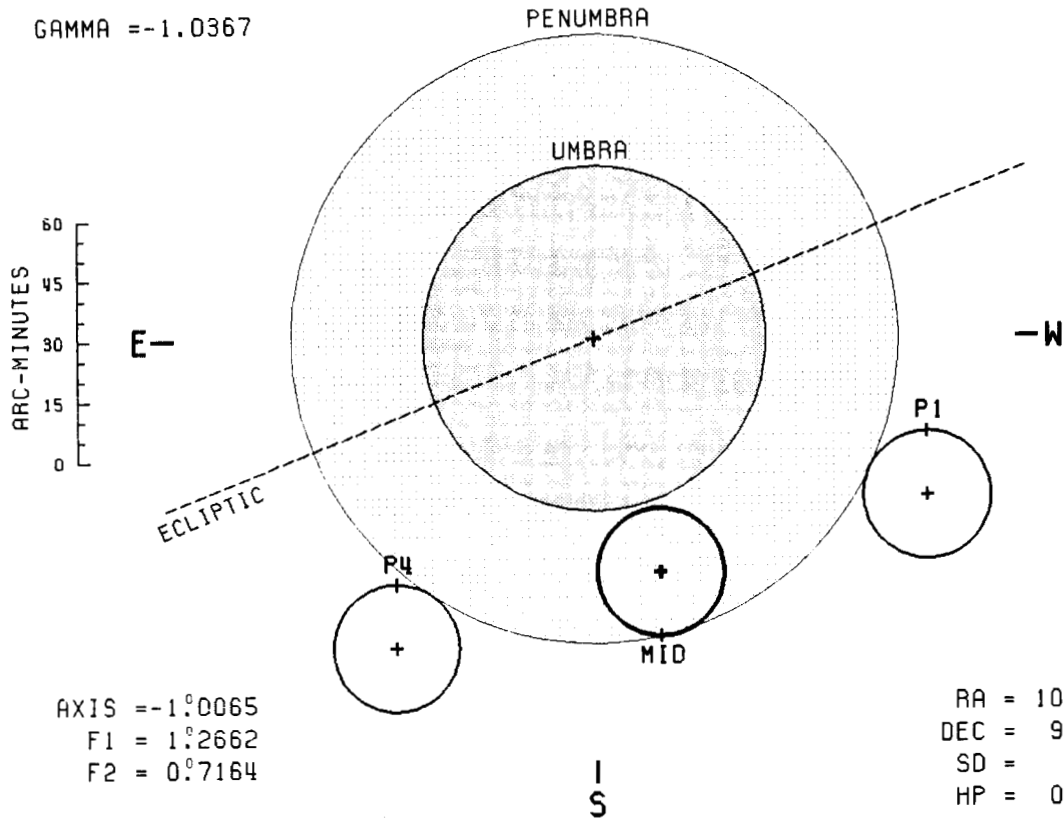
$\Delta T = 96.2$  S



# PENUMBRAL LUNAR ECLIPSE - 22 FEB 2035

MID = 9: 4.6 UT  
 PMAG = 0.9908  
 UMAG = -0.0482  
 GAMMA = -1.0367

CONTACTS  
 P1 = 6:54.5 UT  
 P4 = 11:14.4 UT



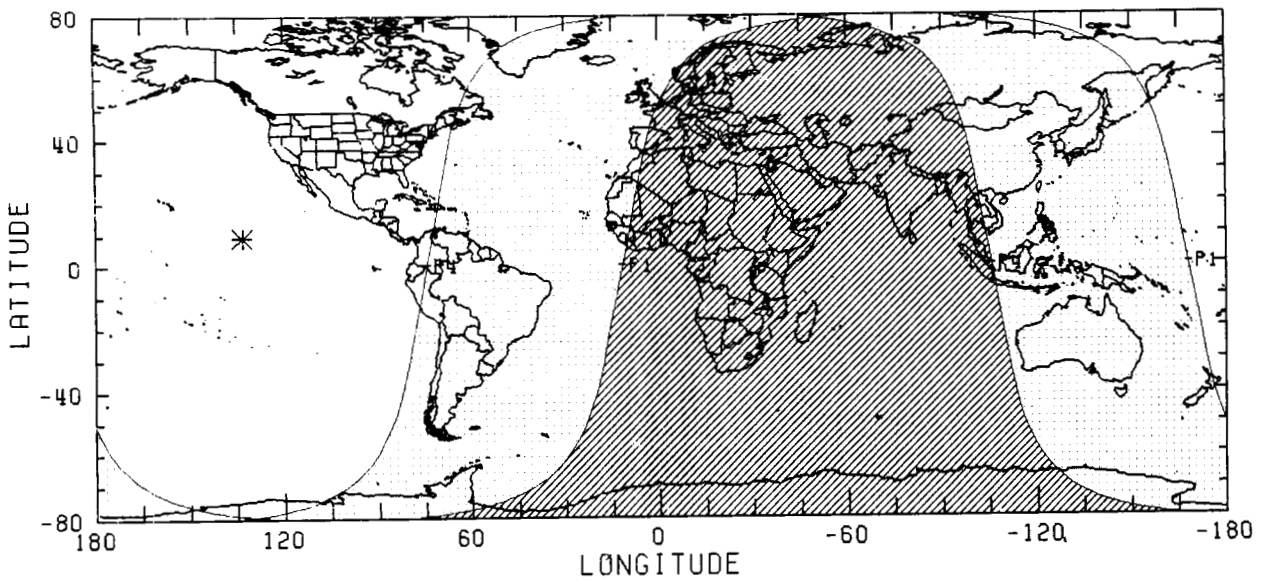
AXIS =  $-1.0065$   
 F1 =  $1.2662$   
 F2 =  $0.7164$

MOON  
 RA =  $10^{\circ} 20' 48.2''$   
 DEC =  $9^{\circ} 13' 44.0''$   
 SD =  $15' 52.5''$   
 HP =  $0^{\circ} 58' 15.8''$

SAROS 114 (60/71)

JD = 2464380.879

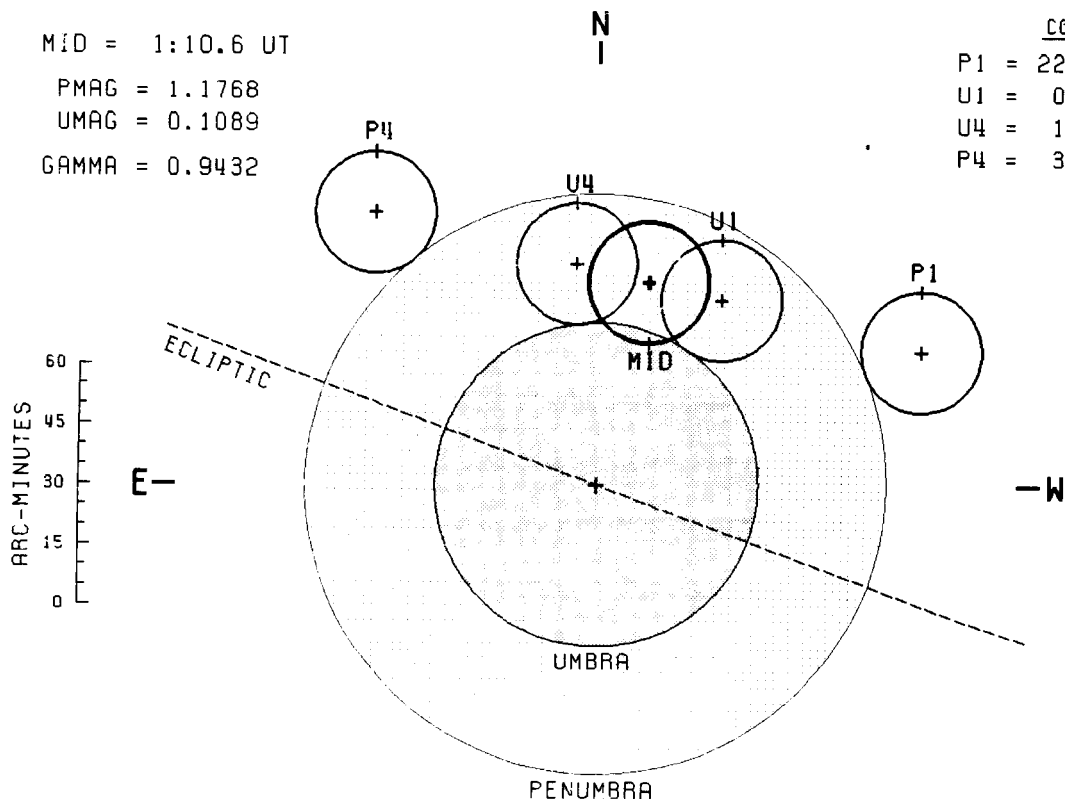
$\Delta T = 96.6$  S



# PARTIAL LUNAR ECLIPSE - 19 AUG 2035

MID = 1:10.6 UT  
 PMAG = 1.1768  
 UMAG = 0.1089  
 GAMMA = 0.9432

CONTACTS  
 P1 = 22:43.4 UT  
 U1 = 0:31.7 UT  
 U4 = 1:49.4 UT  
 P4 = 3:37.6 UT



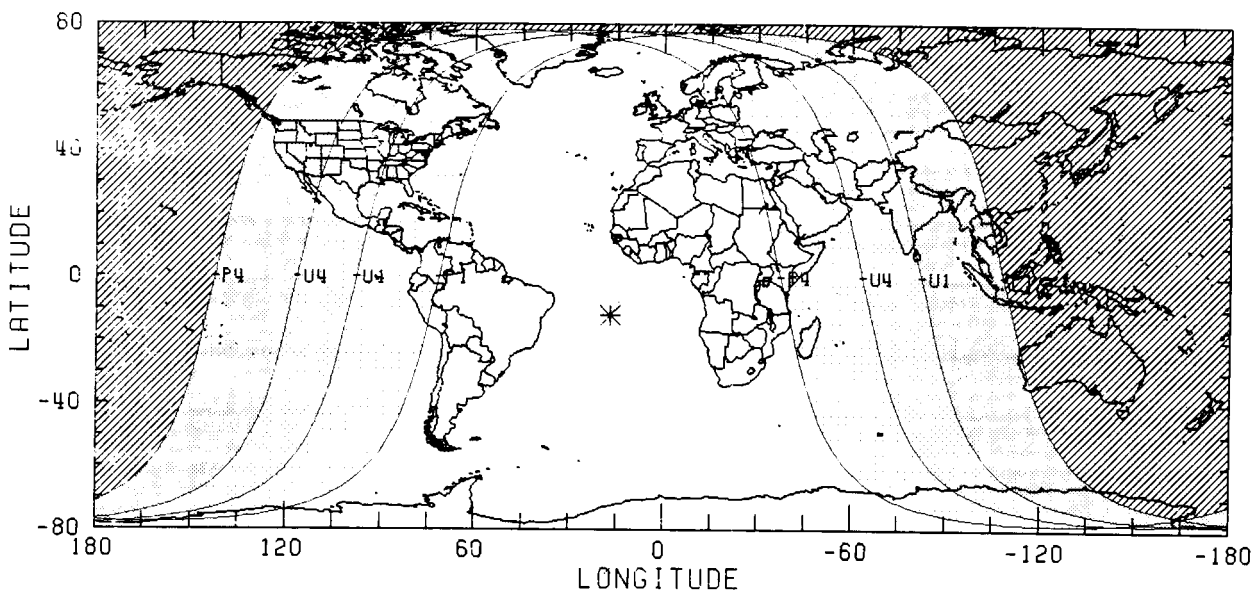
AXIS =  $0^{\circ}8707$   
 F1 =  $1^{\circ}2111$   
 F2 =  $0^{\circ}6739$

MOON  
 RA =  $21^{\text{h}}51^{\text{m}}50.5^{\text{s}}$   
 DEC =  $-12^{\circ}1'41.3$   
 SD =  $15'5.5$   
 HP =  $0^{\circ}55'23.4$

SAROS 119 (63/83)

JD = 2464558.550

$\Delta T = 97.1 \text{ S}$



FIFTY YEAR CANON OF LUNAR ECLIPSES: 1986 - 2035

APPENDIX A - LUNAR ECLIPSES



## GEOMETRY OF LUNAR ECLIPSES

The fundamental basis of the lunar eclipse is the alignment of the Sun, Earth and Moon such that some region of the Moon passes through Earth's shadow. This shadow is composed of two parts: the outer or penumbral shadow and the inner or umbral shadow. From within the penumbra, only part of the Sun is obscured by Earth. In contrast, the dark, central umbra is the shadow of complete or total eclipse. The Moon's path through Earth's shadow varies considerably from one eclipse to another with the specific geometry directly determining the nature of the eclipse. Lunar eclipses can be characterized as either penumbral or umbral. During a penumbral eclipse, the Moon passes through part of the penumbral shadow but misses the umbral shadow. Such events are relatively unimportant and, in fact, are rarely observable unless at least half of the Moon's diameter is immersed in the shadow. Nevertheless, penumbral eclipses have been included in Fifty Year Canon of Lunar Eclipses for completeness. However, the principle emphasis in this appendix will be on umbral eclipses which are readily observable, even with the unaided eye. They can be classified as either partial or total. If the Moon's path takes some part of it through the central axis of the shadow, then the eclipse is also known as a central eclipse. Since the radius of the umbral shadow always exceeds the Moon's apparent diameter, a central eclipse must also be a total eclipse.

As a consequence of its elliptical orbit around Earth, the Moon's distance and semi-diameter vary over the course of a month. From maximum apogee to minimum perigee, the Moon's distance from Earth's center ranges from 406,700 km to 356,400 km. This 12% range in distance corresponds to a variation in the Moon's apparent semi-diameter of 882 to 1006 arc-seconds.

Eclipse geometry is further complicated by the fact that Earth's orbit around the Sun is also elliptical. Thus, the Sun's apparent semi-diameter varies from 944 arc-seconds at aphelion to 976 arc-seconds at perihelion. This 3% range in apparent size is, of course, quite indistinguishable to the naked eye. However, it's a critical factor in determining the diameter of Earth's shadow at the point where it crosses the Moon's orbit. The umbra actually extends far beyond the Moon. Its length varies from 1,406,000 km at aphelion to 1,360,000 km at perihelion. The semi-diameter of the umbra at lunar perigee is 2772 (aphelion) to 2805 (perihelion) arc-seconds; at lunar apogee, the semi-diameter ranges from 2307 (aphelion) to 2340 (perihelion) arc-seconds.

## ECLIPSE FREQUENCY. AND RECURRENCE

Having established the preliminary geometry for umbral lunar eclipses, a question immediately arises. Why doesn't a lunar eclipse occur at every Full Moon? Since the Moon cycles through its phases every 29 1/2 days or one synodic month, one would expect an eclipse to occur during each opposition with the Sun. If the Moon's orbit around Earth were in the same plane as Earth's around the Sun, this is precisely what would happen. However, the Moon's orbit is inclined to Earth's at a mean angle of  $5^{\circ}8'$ . Our planet's natural satellite passes through the ecliptic only twice a month at a pair of points called the nodes (Figure A-1). The rest of the time, the Moon is either above or below the plane of Earth's orbit (i.e. - the ecliptic). Since an eclipse can only occur when the Sun, Earth and Moon lie in the same plane, these conditions are met when Full Moon takes place at one of the nodes.

An examination of the geometry of the nodes yields further clues on the subject of eclipse recurrence. Since Earth's shadow and the Moon both subtend significant angles, neither one has to be exactly at the nodes in order to produce an eclipse. If Full Moon occurs while the shadow axis is within  $10.9^{\circ}$  of a node then an umbral eclipse is possible. However, a total eclipse can only occur if the shadow axis is within  $5.2^{\circ}$  of a node. The Sun (and Earth's shadow) travels along the ecliptic at about  $1^{\circ}$  per day and requires 22 days to cross the eclipse zone centered on each node. Full Moon occurs every 29 1/2 days, so it's quite possible that the Sun may pass through the eclipse zone before Full Moon occurs. Naturally, no umbral eclipse takes place under these circumstances.

The period during which the Sun is near a node is called an eclipse season and there are two eclipse seasons each year. If the line of nodes were fixed in space, then eclipse seasons would occur six months apart and at the same time each year. Actually, the line of nodes slowly drifts westward at the rate of  $19^{\circ}$  per year. As a result, eclipse seasons occur every 173.3 days. Two eclipse seasons constitute an eclipse year of 346.6 days. This is 18.6 days short of a lunar year and is equal to the time required by the Sun (and Earth's shadow) to cross the same node twice.

Although umbral lunar eclipses are not uncommon, they are actually somewhat rarer than solar eclipses. A detailed examination of eclipse geometry will substantiate this statement. An umbral eclipse is possible only when the Moon is within that section of its orbit inscribed by the exterior tangents of the Sun-Earth rays (Figure A-1). However, the sunward arc of the Moon's orbit is clearly longer than the anti-sunward

arc which passes through the umbra. The number of solar and lunar eclipses that occur are proportional to the lengths of these two arcs which is almost 5 to 3. Thus, an average of about 5 out of every 8 eclipses are solar eclipses. This contradicts common experience which tells us that lunar eclipses are seen more frequently than solar eclipses. A selection effect is in operation here because a lunar eclipse can be seen from the entire nighttime hemisphere of Earth, while a solar eclipse is only visible from a small fraction of the daytime hemisphere.

In any one calendar year, there are at least two and as many as five solar eclipses. On the other hand, there can be no more than three umbral lunar eclipses per year and it's quite possible to have none at all. Combining both solar and lunar eclipses, it's possible for one calendar year to contain a maximum of seven eclipses. However, they can only occur in the combinations of five solar and two lunar or four solar and three lunar. In either case, the solar eclipses must all be partial. As a point of interest, 1982 happened to be one of the rare years containing seven eclipses. What made it even more remarkable was the fact that all three lunar eclipses were total. This will not happen again until the year 2485 AD.

In order to find a periodicity in the mechanics of lunar eclipses, we must search for a commensurability between the synodic month and the eclipse year. Fortunately, 19 eclipse years are almost exactly equal to 223 synodic months; they differ by only 11 hours. The coincidence is all the more remarkable when compared to a period known as the anomalistic month. This is the time required for the Moon to pass from perigee to perigee and is approximately  $27 \frac{1}{2}$  days. As unlikely as it may seem, 239 anomalistic months are also equal to 223 synodic months to within 6 hours.

This fortuitous commensurability results in the famous Saros cycle of  $6585 \frac{1}{3}$  days or 18 years, 11 days and 8 hours. Any two eclipses separated by one Saros cycle share very similar mechanical characteristics. They occur at nearly the same node with the Moon at the same distance from Earth and at nearly the same time of year. Because the Saros does not contain an integral number of days, its biggest drawback is that subsequent eclipses are visible from different parts of the globe. Although the  $\frac{1}{3}$  day displacement shifts the hemisphere facing the Moon  $120^\circ$  westward with each cycle, the series returns to approximately the same hemisphere every 3 Saroses or 56 years and 34 days. Note that because the Saros is slightly longer than 18 years, the eclipses in a series shift forward with respect to the seasons by about two months per century.

A Saros series doesn't last indefinitely because the various periods are not perfectly commensurate with one another. In particular, 19

eclipse years are  $1/2$  day longer than the Saros. As a result, the node shifts eastward by about  $0.5^\circ$  with each Saros cycle.

A typical Saros series begins when Full Moon occurs about  $16.5^\circ$  east of a node. If the Moon is near its descending node, the Saros number is odd [van den Berg, 1955] and the Moon is south of the ecliptic. Similarly, if the Moon is near its ascending node, the Saros number is even and the Moon is north of the ecliptic. With each succeeding eclipse in a series, the Moon shifts westward with respect to the node and northward (odd Saros) or southward (even Saros) in ecliptic latitude. The first seven to fifteen eclipses in a Saros series are penumbral events as each subsequent Full Moon occurs closer to the node. The penumbral eclipses are followed by ten to twenty partial umbral events of progressively increasing magnitude as the lunar path swings deeper into Earth's shadow. The change in magnitude between successive eclipses varies and is greatest when Earth is near aphelion (early July). Finally, the entire Moon passes through the umbra as we approach the middle of the Saros series. The next twelve to twenty-five eclipses are total, including three or four central eclipses midway through the sequence. The series now wanes as each eclipse retreats further west of the node. The total eclipses in the series are followed by another ten to twenty partial umbral eclipses of decreasing magnitude. Ultimately, the Saros series terminates about  $16.5^\circ$  west of the node after seven to fifteen penumbral eclipses. A typical series lasts thirteen to fourteen centuries and may be comprised of seventy to eighty eclipses of which some forty to fifty-five are umbral.

At any one time, there are a number of Saros series in progress. For instance, during the two hundred year period covered in Sections 1 and 2, there are 46 individual series in progress. A complete breakdown of these series including the dates of their first and last members, series duration and number of eclipses by type are included in Table A-1. As can be seen, the actual number of eclipses in each eclipse varies considerably. For comparison, a similar breakdown of all solar eclipse series in progress over the same period is presented in Table A-2. As old series terminate, new ones are always beginning and take their places. Although not as well known as the Saros, the Tritos, the Inex and Meton's Cycle are also useful relationships in eclipse recurrence (Table A-3).

Table A-1

## SAROS SERIES SUMMARY FOR LUNAR ECLIPSES

SAROS SERIES	FIRST ECLIPSE	LAST ECLIPSE	SERIES DURATION (yrs)	NUMBER ECLIPSES	PENUMBRAL ECLIPSES	PARTIAL ECLIPSES	TOTAL ECLIPSES
102	5 OCT 461	4 APR 1958	1496.5	84	44	13	27
103	24 AUG 454	21 FEB 1951	1496.5	84	41	14	29
108	8 JUL 689	27 AUG 1969	1280.1	72	28	32	12
109	17 JUN 718	18 AUG 2018	1298.1	73	17	39	17
110	28 MAY 747	18 JUL 2027	1280.1	72	16	43	13
111	10 JUN 830	19 JUL 2092	1262.1	71	17	43	11
112	20 MAY 859	12 JUL 2139	1280.1	72	14	43	15
113	29 APR 888	10 JUN 2150	1262.1	71	16	41	14
114	13 MAY 971	22 JUN 2233	1262.1	71	27	31	13
115	21 APR 1000	13 JUN 2280	1280.1	72	18	28	26
116	11 MAR 993	14 MAY 2291	1298.1	73	29	17	27
117	3 APR 1094	26 MAY 2374	1280.1	72	32	15	25
118	2 MAR 1105	17 MAY 2421	1316.2	74	30	16	28
119	3 OCT 917	25 MAR 2396	1478.4	83	41	14	28
120	5 OCT 982	7 APR 2479	1496.5	84	45	14	25
121	25 SEP 1029	29 MAR 2526	1496.5	84	41	14	29
122	14 AUG 1022	8 NOV 2356	1334.2	75	32	15	28
123	16 AUG 1087	19 OCT 2385	1298.1	73	34	14	25
124	17 AUG 1152	31 OCT 2468	1316.2	74	30	16	28
125	17 JUL 1163	9 SEP 2443	1280.1	72	24	22	28
126	8 JUL 1210	30 AUG 2490	1280.1	72	31	27	14
127	9 JUL 1275	2 SEP 2555	1280.1	72	18	38	16
128	18 JUN 1304	2 AUG 2566	1262.1	71	14	42	15
129	10 JUN 1351	24 JUL 2613	1262.1	71	17	43	11
130	10 JUN 1416	5 AUG 2696	1280.1	72	16	42	14
131	10 MAY 1427	7 JUL 2707	1280.1	72	15	42	15
132	12 MAY 1492	26 JUN 2754	1262.1	71	26	33	12
133	13 MAY 1557	29 JUN 2819	1262.1	71	16	34	21
134	1 APR 1550	8 JUN 2848	1298.1	73	27	19	27
135	13 APR 1615	18 MAY 2877	1262.1	71	31	17	23
136	13 APR 1680	1 JUN 2960	1280.1	72	29	16	27
137	26 NOV 1528	1 MAY 2971	1442.4	81	38	15	28
138	5 OCT 1503	30 MAR 2982	1478.4	83	43	14	26
139	28 NOV 1640	24 APR 3083	1442.4	81	39	15	27
140	5 SEP 1579	29 JAN 3004	1424.3	80	36	16	28
141	25 AUG 1608	23 OCT 2906	1298.1	73	33	14	26
142	19 SEP 1709	27 NOV 3025	1316.2	74	32	15	27
143	7 AUG 1702	5 OCT 3000	1298.1	73	28	18	27
144	29 JUL 1749	4 SEP 3011	1262.1	71	30	20	21
145	11 AUG 1832	16 SEP 3094	1262.1	71	26	30	15
146	11 JUL 1843	29 AUG 3123	1280.1	72	16	39	17
147	21 JUN 1872	28 JUL 3134	1262.1	71	17	42	12
148	15 JUL 1973	20 AUG 3235	1262.1	71	16	43	12
149	13 JUN 1984	20 JUL 3246	1262.1	71	14	42	15
150	25 MAY 2013	30 JUN 3275	1262.1	71	20	39	12
151	8 JUN 2096	13 JUL 3358	1262.1	71	18	39	14
156	28 OCT 2042	5 APR 3503	1460.4	82	41	14	27

Table A-2

## SAROS SERIES SUMMARY FOR SOLAR ECLIPSES

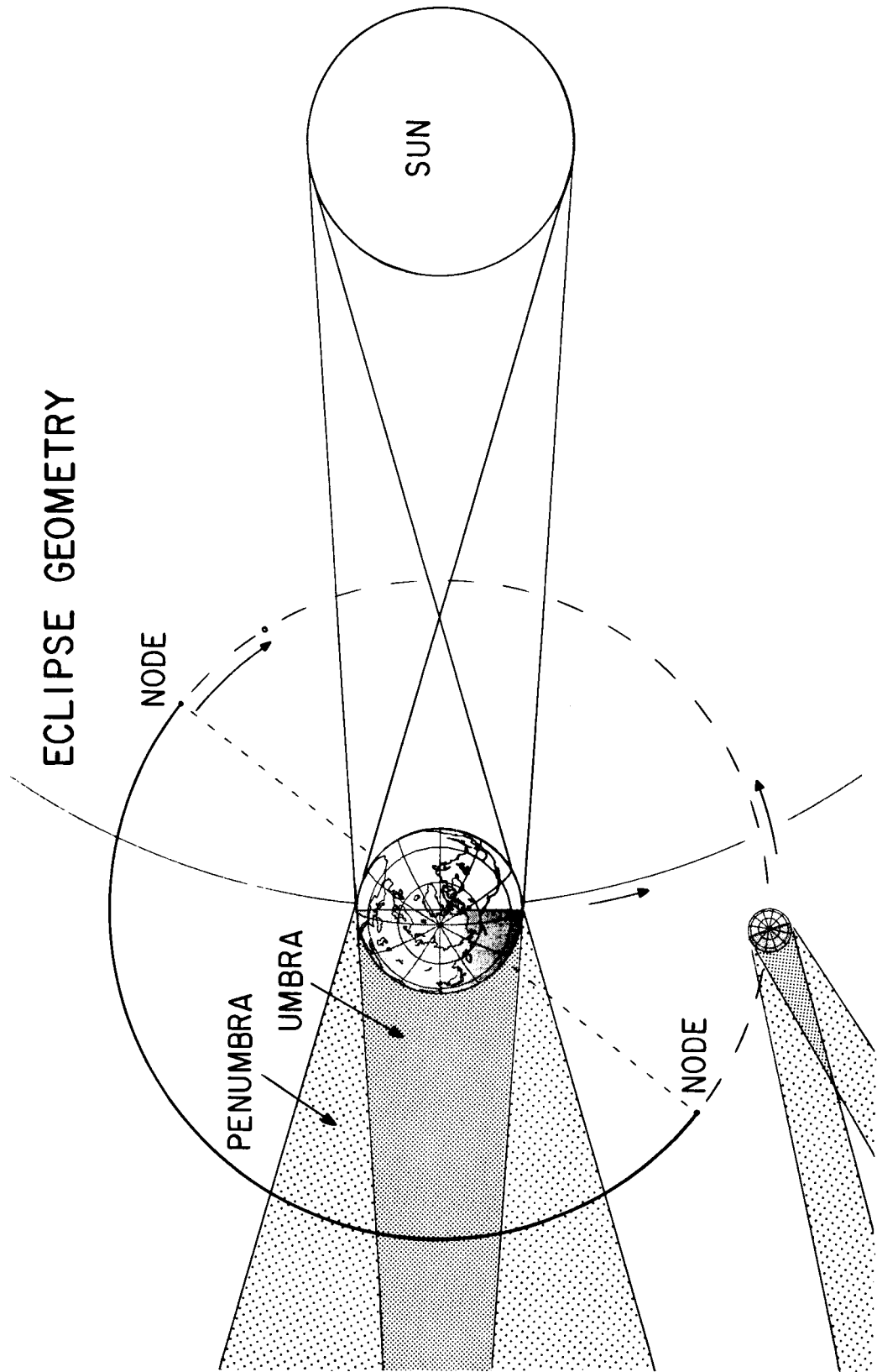
SAROS SERIES	FIRST ECLIPSE	LAST ECLIPSE	SERIES DURATION (yrs)	NUMBER ECLIPSES	PARTIAL ECLIPSES	ANNULAR ECLIPSES	ANN/TOT ECLIPSES	TOTAL ECLIPSES
108	3 JAN 550	8 APR 1902	1352.2	76	33	20	5	18
111	30 AUG 528	5 JAN 1935	1408.3	79	37	11	14	17
114	23 JUL 651	12 SEP 1931	1280.1	72	28	13	16	17
115	21 JUN 682	12 AUG 1942	1280.1	72	17	14	4	37
116	23 JUN 727	22 JUL 1971	1244.0	70	17	53	0	0
117	24 JUN 792	3 AUG 2054	1262.1	71	15	23	5	28
118	24 MAY 803	15 JUL 2083	1280.1	72	15	15	2	40
119	15 MAY 850	24 JUN 2112	1262.1	71	17	51	1	2
120	27 MAY 933	7 JUL 2195	1262.1	71	18	25	3	27
121	25 APR 944	7 JUN 2208	1262.1	71	18	11	2	42
122	17 APR 991	17 MAY 2235	1244.0	70	28	37	2	3
123	29 APR 1074	31 MAY 2318	1244.0	70	28	27	3	14
124	6 MAR 1049	11 MAY 2347	1298.1	73	29	0	1	43
125	4 FEB 1080	9 APR 2358	1298.1	73	33	34	2	4
126	10 MAR 1179	3 MAY 2459	1280.1	72	31	28	3	10
127	10 OCT 991	21 MAR 2452	1460.4	82	40	0	0	42
128	29 AUG 984	1 NOV 2282	1298.1	73	33	32	4	4
129	3 OCT 1103	21 FEB 2528	1424.3	80	39	29	3	9
130	20 AUG 1098	25 OCT 2394	1298.1	73	30	0	0	43
131	21 JUL 1107	2 SEP 2369	1262.1	71	30	30	5	6
132	13 AUG 1208	25 SEP 2470	1262.1	71	29	33	2	7
133	13 JUL 1219	5 SEP 2499	1280.1	72	19	6	1	46
134	22 JUN 1248	6 AUG 2510	1262.1	71	17	30	18	8
135	5 JUL 1331	17 AUG 2593	1262.1	71	18	45	2	6
136	14 JUN 1380	30 JUL 2622	1262.1	71	15	6	5	45
137	25 MAY 1389	28 JUN 2633	1244.0	70	15	36	9	10
138	6 JUN 1472	11 JUL 2716	1244.0	70	16	50	1	3
139	17 MAY 1501	3 JUL 2763	1262.1	71	16	0	12	43
140	16 APR 1512	1 JUN 2774	1262.1	71	24	32	4	11
141	19 MAY 1613	13 JUN 2857	1244.0	70	29	41	0	0
142	17 APR 1624	5 JUN 2904	1280.1	72	28	0	1	43
143	25 FEB 1599	23 APR 2897	1298.1	73	31	26	4	12
144	11 APR 1738	5 MAY 2980	1244.0	70	31	39	0	0
145	4 JAN 1639	17 APR 3009	1370.3	77	34	1	1	41
146	19 SEP 1541	29 DEC 2893	1352.2	76	35	24	3	14
147	12 OCT 1624	24 FEB 3049	1424.3	80	40	40	0	0
148	21 SEP 1653	12 DEC 2987	1334.2	75	32	2	1	40
149	21 AUG 1664	28 SEP 2926	1282.1	71	28	23	3	17
150	24 AUG 1729	29 SEP 2991	1262.1	71	31	40	0	0
151	14 AUG 1776	1 OCT 3056	1280.1	72	26	6	1	39
152	28 JUL 1805	20 AUG 3049	1244.0	70	15	22	3	30
153	28 JUL 1870	22 AUG 3114	1244.0	70	21	49	0	0
154	19 JUL 1917	25 AUG 3179	1262.1	71	15	17	2	37
155	17 JUN 1928	24 JUL 3190	1262.1	71	15	20	3	33
156	1 JUL 2011	14 JUL 3237	1226.0	69	17	52	0	0
157	21 JUN 2058	17 JUL 3302	1244.0	70	14	19	3	34
158	20 MAY 2069	16 JUN 3313	1244.0	70	17	16	2	35
164	24 OCT 2098	10 MAR 3523	1424.3	80	37	3	4	38

Table A-3

Saros Series Relationships

If an eclipse of Saros series 'X' is followed by another eclipse after a period of:	Then the second eclipse belongs to Saros series:
1 Lunation ( ~1 month)	X + 38
5 Lunations ( ~5 months)	X - 33
6 Lunations ( ~6 months)	X + 5
135 Lunations (~11 years - 1 month)	X + 1 (Tritos)
223 Lunations (~18 years + 11 days)	X (Saros)
235 Lunations (~19 years)	X + 10 (Meton's Cycle)
358 Lunations (~29 years - 20 days)	X + 1 (Inex)

(based on a table from Meeus and Mucke [1979])



ECLIPSE GEOMETRY

Figure A-1



## ENLARGEMENT OF EARTH'S SHADOW

In 1707, Lahire made a curious observation about Earth's umbra. In order to accurately predict the duration of a lunar eclipse, he found it necessary to increase the radius of the shadow about 1/41 larger than warranted by geometric considerations. Although the effect is known to be related to layer of dust suspended in Earth's atmosphere, it is not completely understood since the shadow enlargement seems to vary from one eclipse to the next.

For many years, astronomers have accounted for this phenomenon in eclipse predictions by increasing the apparent radius of Earth's shadow by 1/50. Following this tradition, the Astronomical Almanac defines the geocentric angular radii of Earth's shadows at the distance of the Moon as:

$$\begin{aligned} \pi_1 &= 0.99833 \pi_m \\ \text{penumbral radius: } f_1 &= 1.02 (\pi_1 + s_s + \pi_s) \\ \text{umbral radius: } f_2 &= 1.02 (\pi_1 - s_s + \pi_s) \end{aligned}$$

where:

$$\begin{aligned} \pi_m &= \text{Equatorial horizontal parallax of the Moon} \\ \pi_1 &= \text{Equatorial horizontal parallax of the Moon} \\ &\quad \text{corrected for Earth's mean oblateness} \\ s_s &= \text{Geocentric semi-diameter of the Sun} \\ \pi_s &= \text{Equatorial horizontal parallax of the Sun} \end{aligned}$$

Danjon [1951] takes issue with this tradition and points out that the only reasonable way of taking into account the existence of a layer of opaque air surrounding Earth is to increase the planet's radius by the altitude of the layer. This can be accomplished by proportionally increasing the parallax of the Moon. Furthermore, Danjon argues that the radii of the umbral and penumbral shadows are subject to the same absolute correction and not the same relative correction employed in the traditional definition. Finally, he estimates the thickness of the occulting layer to be 75 km and this would result in an enlargement of Earth's radius and the Moon's parallax of about 1/85.

Since 1951, the French almanac Connaissance des Temps has adopted Danjon's definitions of the radii of Earth's shadows as:

$$\begin{aligned} \text{penumbral radius: } f_1 &= 1.01 \pi_1 + s_s + \pi_s \\ \text{umbral radius: } f_2 &= 1.01 \pi_1 - s_s + \pi_s \end{aligned}$$

Danjon's geometric arguments are sound and his definitions have also been used by Meeus and Mucke [1979] in their ambitious work. Unfortunately, the C.d.T. value of 1/100 for the enlargement of Earth's radius (and the Moon's parallax) yields a mean umbral enlargement of 0.8% and this does not fit the observations nearly as well as the old 1/50 rule.

In an analysis of 57 eclipses covering a period of 150 years, Link [1969] finds a mean shadow enlargement of 2.3%. Furthermore, timings of crater entrances and exits through the umbra during four recent eclipses (Table A-4) closely support the traditional value of 2%. From a physical point of view, there is no abrupt boundary between the umbra and penumbra. The shadow density actually varies continuously as a function of radial distance from the central axis out to the extreme edge of the penumbra. However, the density variation is most rapid near the theoretical edge of the umbra. Kuhl's [1928] contrast theory demonstrates that the edge of the umbra is perceived at the point of inflexion in the shadow density. This point appears to be connected with a layer of meteoric dust in Earth's atmosphere at an altitude of about 120-150 km. This net enlargement of Earth's radius of 1.9% to 2.4% corresponds to an umbral shadow enlargement of 1.5% to 1.9%, in reasonably good agreement with the conventional value.

Table A-4

Umbral Shadow Enlargement From Craters Timings

<u>Date of Eclipse</u>	<u>Crater Entrances % Enlargement</u>	<u>Crater Exits % Enlargement</u>	<u>Sky &amp; Telescope Reference</u>
30 Jan 1972	1.69 (420)	1.68 (295)	Oct 1972, p.264
24 May 1975	1.79 (332)	1.61 (232)	Oct 1975, p.219
5 Jul 1982	2.02 (538)	2.24 (159)	Dec 1982, p.618
30 Dec 1982	1.74 (298)	1.74 ( 90)	Apr 1983, p.387

Note: Figures in '()' are the number of observations included in each shadow enlargement measurement.

Ideally, the author would like to define the shadow radii using Danjon's geometry but substituting the 1.01 enlargement factor with a larger value closer to the traditional factor of 1.02. However, this would introduce a third pair of shadow definitions in the current literature

which would prohibit comparisons with other eclipse predictions. Furthermore, the accuracy to which the umbral shadow's enlargement can be measured does not warrant the confusion that would be introduced by yet another set of definitions. Although the geometry of Danjon's definitions is correct and far more appealing, the author has chosen to use the traditional definitions of the Astronomical Almanac because they appear to yield more accurate predictions.

As a consequence of the different shadow radii definitions, comparisons between Fifty Year Canon of Lunar Eclipses and C.d.T or Canon of Lunar Eclipses: -2002 to +2526 will reveal that eclipse magnitudes in the latter two references are smaller by 0.005 for umbral eclipses and 0.026 for penumbral eclipses. Furthermore, it should be noted that in cases of very small penumbral magnitude, the European references will predict no eclipse at all. Whether an eclipse of this type occurs or not is basically of academic interest since such an event is wholly unobservable. Likewise, in cases where this work predicts a total or partial umbral eclipse of small magnitude, the previous references may predict either a partial or penumbral eclipse, respectively. Again the distinction is not critical since the umbra's edge is not sharp and the exact shadow enlargement is unknown. For example, this work predicts a partial eclipse on 3 March 1988 and a penumbral eclipse on 18 August 2016; in contrast, Canon of Lunar Eclipses: -2002 to +2526 predicts a penumbral eclipse on 3 March 1988 and no eclipse on 18 August 2016. Predictions in the Astronomical Almanac should be in close agreement with Fifty Year Canon of Lunar Eclipses. Any discrepancies between the two should reflect real differences in the solar and lunar ephemerides used.

### Crater Timings During Lunar Eclipses

The enlargement of Earth's umbra can be measured through careful timings of lunar craters as they enter and exit the shadow. Such observations are best made using a low-power telescope and a clock or watch synchronized with radio time signals. Timings should be made to a precision of 0.1 minute. The basic idea is to record the instant when the most abrupt gradient at the umbra's edge crosses the apparent centre of the crater. In the case of large craters like Tycho and Copernicus, it is recommended that you record the times when the shadow touches the two opposite edges of the crater. The average of these times is equal to the instant of crater bisection. As a planning guide, Table A-5 lists twenty well-defined craters which are recommended for making umbral immersion and emersion timings during lunar eclipses.

It's important to be thoroughly familiar with these features before an eclipse in order to prevent confusion and misidentifications. The four umbral contacts with the Moon's limb can also be used in determining the shadow's enlargement. However, these events are less distinct and difficult to time accurately. Observers are encouraged to make crater timings and to send their results to Sky and Telescope for analysis.

Table A-5

Lunar Craters for Eclipse Timings

<u>Crater</u>	<u>Latitude</u>	<u>Longitude</u>
Aristarchus	23.7N	47.4W
Aristoteles	50.2N	17.4E
Billy	13.8S	50.1W
Campanus	28.0S	27.8W
Copernicus	9.7N	20.0W
Dionysius	2.8N	17.3E
Eudoxus	44.3N	16.3E
Goclenius	10.0S	45.0E
Grimaldi	5.2S	68.6W
Kepler	8.1N	38.0W
Langrenus	8.9S	60.9E
Manilius	14.5N	9.1E
Menelaus	16.3N	16.0E
Plato	51.6N	9.3W
Plinius	15.4N	23.7E
Proclus	16.1N	46.8E
Pytheas	20.5N	20.6W
Taruntius	5.6N	46.5E
Timocharis	26.7N	13.1W
Tycho	43.3S	11.2W

Danjon Scale of Lunar Eclipse Brightness

The Moon's appearance during a total lunar eclipse can vary enormously from one eclipse to the next. Obviously, the geometry of the Moon's path through the umbra plays an important role. Not as apparent is the effect that Earth's atmosphere has on total eclipses. Although the physical mass of Earth blocks off all direct sunlight from the umbra, the planet's atmosphere refracts some of the Sun's rays into

the shadow. Earth's atmosphere contains varying amounts of water (clouds, mist, precipitation) and solid particles (meteoric dust, organic debris, volcanic ash). This material significantly filters and attenuates the sunlight before it's refracted into the umbra. For instance, large or frequent volcanic eruptions dumping huge quantities of ash into the atmosphere are often followed by very dark, red eclipses for several years. Extensive cloud cover along Earth's limb also tends to darken the eclipse by blocking sunlight. The French astronomer A. Danjon proposed a useful five point scale for evaluating the visual appearance and brightness of the Moon during total lunar eclipses. 'L' values for various luminosities are as follows:

- L = 0      Very dark eclipse.  
Moon almost invisible, especially at mid-totality.
  
- L = 1      Dark Eclipse, gray or brownish in coloration.  
Details distinguishable only with difficulty.
  
- L = 2      Dark red or rust-colored eclipse.  
Very dark in central shadow, while outer edge of umbra is relatively bright.
  
- L = 3      Brick-red eclipse.  
Umbral shadow often bordered with bright or yellow rim.
  
- L = 4      Very bright orange or copper-red eclipse.  
Umbral shadow has a bluish, very bright rim.

The assignment of an 'L' value to lunar eclipses is best done with the naked eye, binoculars or a small telescope near the time of mid-totality. It's also useful to examine the Moon's appearance just after the beginning and before the end of totality. The Moon is then near the edge of the shadow and provides an opportunity to assign an 'L' value to the outer umbra. In making any evaluations, one should record both the instrumentation and the time. Also note any variations in color and brightness in different parts of the umbra, as well as the apparent sharpness of the shadow's edge. Pay attention to the visibility of lunar features within the umbra. Notes and sketches made during the eclipse are often invaluable in recalling important details, events and impressions. Meaningful Danjon brightness estimates are not possible during partial lunar eclipses.

## TIME DETERMINATION

The measurement of time is of fundamental importance to all branches of science, but to none more so than astronomy. In fact, astronomy was born through man's first attempts to measure the passage of time by observing the motions of the Sun and the Moon. It should come as no surprise then, that time reckoning remains intricately entwined with astronomy even today. However, the Sun's apparent motion no longer plays the pivotal role as the ultimate temporal yardstick. It's been known for thousands of years that the length of the solar day is not constant but varies with an annual cycle. What was not known before Kepler's time was that Earth's elliptical orbit about the Sun, coupled with the inclination in the planet's axis were responsible for the periodic variations.

Mean Solar Time can be conceptualized as time kept by a fictitious or mean Sun which moves eastward along the celestial equator at the average rate of the true Sun. Greenwich Mean Time (GMT) or Universal Time (UT) is simply Mean Solar Time as measured from Greenwich, England and was used in navigation and surveying for hundreds of years. Unfortunately, this too has fallen by the wayside because Earth does not turn on its axis at a uniform and constant rate. As Earth spins, a tidal friction is imposed on it through the gravitational interaction with the Moon and, to a lesser extent, the Sun. This secular acceleration gradually transfers angular momentum from Earth to the Moon. As Earth loses energy and slows down, the Moon gains this energy and its distance from Earth increases. Although still in its infancy, the technique of lunar laser ranging has shown that the Moon's average distance from Earth is increasing by about four centimeters per year.

It should be pointed out that the secular acceleration of the Moon is very poorly known and may not be constant. Careful records for its derivation only go back as far as 100 years or so. Before then, spurious and often incomplete solar eclipse and lunar occultation observations from medieval and ancient manuscripts comprise the data base. In any case, the current value implies an increase in the length of the day by about 0.001 seconds per century. Such a trivially small amount may seem insignificant, but it has very measurable cumulative effects. In one century, Earth loses 45 seconds, while in one millennium, the planet is one and a quarter hours "behind schedule."

Earth's rotation on its axis is also subject to short term fluctuations for periods of up to several decades. It is believed that these fluctuations may be due to fluid motions in Earth's core which interact

with and disturb the rotation of the mantle. However, climatological changes and variations in sea-level may also play a significant role since they should alter Earth's moment of inertia. Whatever the mechanism is, it is clear that its effects cannot be predicted with the current state of knowledge. A better standard than diurnal rotation for the absolute measurement of time is the use of solar system dynamics. The orbital motions of the planets and of the Moon are predictable to very high accuracy and are directly verifiable through observations. The resulting time is referred to as Ephemeris Time (ET).

In 1957, the International Astronomical Union adopted Ephemeris Time as the standard and defined the ephemeris second as  $1/31,556,925.9747$  of the tropical year 1900 at January 0 at 12 hours Universal Time. The difference between Ephemeris Time and Universal Time ( $=\Delta T$ ) is obtained through observations of the Moon. The Moon's position is predicted in terms of Ephemeris Time but it is observed with respect to Universal Time. Between 1900 and 1980, the slowing of Earth's rotation on its axis had caused Universal Time to lag 50.54 seconds ( $=\Delta T$ ) behind Ephemeris Time.

Ephemeris Time remained the basis of all time measurements until 1984. With the technological development of the atomic clock, a method of time measurement became available which has a permanence and stability unmatched by even celestial mechanics. The atomic or SI (for Systeme International) second is defined as 9,192,631,770 periods of the radiation corresponding to the transition between two hyperfine levels of the ground state of the Cesium 133 atom. The SI second was carefully chosen to agree as closely as possible to the ephemeris second. In 1984, the SI second was adopted as the newest time standard and Terrestrial Dynamical Time (TDT) replaced Ephemeris Time. For consistency, the time scale for Terrestrial Dynamical Time was chosen to agree with 1984 Ephemeris Time.

Eclipse predictions are now based on Terrestrial Dynamical Time but actual observations are made in Universal Time. Unfortunately, it's impossible to predict how  $\Delta T$  (where:  $\Delta T = \text{TDT} - \text{UT}$ ) will vary in the future. At best, the current trends can be extrapolated but the resulting values of  $\Delta T$  will inevitably diverge from actual observations. As such observations become available, corrections to the eclipse contact times can be calculated as follows:

$$\text{UT (corrected)} = \text{UT (predicted)} + (\Delta T_1 - \Delta T_2)$$

where:  $\Delta T_1 =$  table value of  $\Delta T$  (in seconds)

$\Delta T_2 =$  true or observed  $\Delta T$  (in seconds)

During the period covered by Fifty Year Canon of Lunar Eclipses, corrections to the Moon's altitude and to the maps of eclipse visibility should be negligible.



FIFTY YEAR CANON OF LUNAR ECLIPSES: 1986 - 2035

APPENDIX B - Program MONECL

APPENDIX B : Program MONECL

1 2 3 4 5 6 7  
12345678901234567890123456789012345678901234567890123456789012

```

001 C****PROGRAM : MONECL
002 C****PROGRAM MONECL SEARCHES FOR ALL LUNAR ECLIPSES
003 C****OCCURRING WITHIN A GIVEN DATE INTERVAL.
004 C****THE GENERAL CHARACTERISTICS AND TIMES FOR EACH ECLIPSE ARE
005 C****THEN CALCULATED.
006 C****THE PREDICTED ECLIPSE CHARACTERISTICS ARE STORED IN
007 C****COMMON/ZERO/ WHERE :
008 C**** MONTH,IDAY,IYEAR - CALENDAR DATE OF ECLIPSE.
009 C**** ITYPE - TYPE OF ECLIPSE WHERE :
010 C**** =0 - NO ECLIPSE OCCURS.
011 C**** =1 - TOTAL LUNAR ECLIPSE.
012 C**** =2 - PARTIAL LUNAR ECLIPSE.
013 C**** =3 - PENUMBRAL LUNAR ECLIPSE.
014 C**** FJD - JULIAN DATE OF INSTANT OF MIDDLE ECLIPSE.
015 C**** FTIME - TIME (TDT) OF MIDDLE ECLIPSE.
016 C**** GAMMA - DISTANCE OF MOON'S CENTER FROM AXIS OF
017 C**** EARTH'S SHADOW (UNITS OF EARTH RADII).
018 C**** UMAG - UMBRAL MAGNITUDE OF ECLIPSE.
019 C**** (FRACTION OF MOON'S DIAMETER OBSCURED BY UMBRA
020 C**** PMAG - PENUMBRAL MAGNITUDE OF ECLIPSE.
021 C**** (FRACTION OF MOON'S DIAMETER OBSCURED BY PENUM
022 C**** NSAR - SAROS SERIES NUMBER.
023 C**** IRP - RELATIVE POSITION FROM MIDDLE OF SAROS SERIES.
024 C**** LN - LUNATION NUMBER (FROM 1/1/1900).
025 C**** T1,T2,T3 - SEMI-DURATION OF TOTAL, PARTIAL AND
026 C**** PENUMBRAL PHASES (HOURS).
027 C**** CT - CONTACT TIMES (TERRESTRIAL DYNAMICAL TIME).
028 C**** CT(1),CT(6) = BEGIN, END PENUMBRAL ECLIPSE.
029 C**** CT(2),CT(5) = BEGIN, END PARTIAL ECLIPSE.
030 C**** CT(3),CT(4) = BEGIN, END TOTAL ECLIPSE.
031 C****WRITTEN BY F. ESPENAK - 26 MAY 1988.
032 C****LAST MODIFIED - 18 JUL 1988.
033 IMPLICIT REAL*8(A-H,O-Z)
034 CHARACTER*4 MTH(12)
035 CHARACTER*10 KIND(3)
036 COMMON/ZERO/MONTH,IDAY,IYEAR,ITYPE,FJD,FTIME,DELTA,GAMMA,
037 1 UMAG,PMAG,NSAR,IRP,LN,T1,T2,T3,CT(6)
038 DATA SYNOD/29.530589D0/,K/O/
039 DATA KIND/' TOTAL ',' PARTIAL ',' PENUMBRAL'/
040 DATA MTH/' JAN',' FEB',' MAR',' APR',' MAY',' JUN',' JUL',

```

123456789012345678901234567890123456789012345678901234567890123456789012  
1 2 3 4 5 6 7

1 2 3 4 5 6 7  
 12345678901234567890123456789012345678901234567890123456789012

```

041      1      ' AUG', ' SEP', ' OCT', ' NOV', ' DEC' /
042 C****READ DATE INTERVALS OF ECLIPSE SEARCH.
043 C****      IM1, ID1, IY1 - MONTH, DAY AND YEAR OF START OF SEARCH INTERVAL.
044 C****      IM2, ID2, IY2 - MONTH, DAY AND YEAR OF END OF SEARCH INTERVAL.
045      READ(20,100) IM1, ID1, IY1, IM2, ID2, IY2
046      100 FORMAT(2I3, I5, 2I3, I5)
047      IF(IY1.EQ.0.OR.IY2.EQ.0) GO TO 99
048 C****CONVERT GREGORIAN (CALENDAR) DATES TO JULIAN DATES.
049      CALL JULDAT(DJ1, IW1, ID1, IM1, IY1, 0, 0, 0.0)
050      CALL JULDAT(DJ2, IW2, ID2, IM2, IY2, 0, 0, 0.0)
051      IDAY=ID1
052      MONTH=IM1
053      IYEAR=IY1
054      FJD=DJ1-SYNOD
055      WRITE(6,200) IM1, ID1, IY1, IM2, ID2, IY2
056      200 FORMAT(/1X, '***** LUNAR ECLIPSE SEARCH FROM ',
057      1 I3, '/', I2, '/', I5, ' TO ', I2, '/', I2, '/', I5/)
058 C****CALCULATE THE INSTANT OF FULL MOON SYZYG Y AND DETERMINE WHETHER
059 C****AN ECLIPSE IS POSSIBLE.
060      1 XJD=FJD+SYNOD
061      IF(XJD.GT.DJ2) GO TO 99
062      CALL PRELEC(XJD)
063      IF(ITYPE.EQ.0.AND.DABS(GAMMA).GT.1.25) GO TO 1
064 C****PRINT HEADER FOR LUNAR ECLIPSE TABLE.
065      K=K+1
066      IF(MOD(K,50).EQ.1) WRITE(15,210)
067      210 FORMAT(1H1////////55X, 'TABLE OF LUNAR ECLIPSES'///
068      1 70X, 'PENUMBRAL', 3X, 'UMBRAL', 5X, 'MIDDLE',
069      2 3X, 'PARTIAL', 2X, 'TOTAL' /
070      3 19X, 'DATE', 6X, 'JULIAN DATE', 5X, 'TYPE', 5X, 'SAROS',
071      4 3X, 'GAMMA', 3X, 'MAGNITUDE', 1X, 'MAGNITUDE', 3X, 'ECLIPSE',
072      5 4X, 'S.DUR.', 2X, 'S.DUR.' /
073      6 93X, '(h:m)', 6X, '(m)', 5X, '(m)')
074      IF(MOD(K,10).EQ.1) WRITE(15,215)
075      215 FORMAT(1X)
076 C****CONVERT TIMES TO OUTPUT FORMAT AND PRINT
077 C****MIDDLE ECLIPSE CIRCUMSTANCES.
078      IHR=IDINT(FTIME+0.5/60.)
079      MIN=IDINT(60*(FTIME+0.5/60.-IHR))
080      ISDT=IDINT(60.0*T1+0.5)

```

123456789012345678901234567890123456789012345678901234567890123456789012  
 1 2 3 4 5 6 7

1 2 3 4 5 6 7  
123456789012345678901234567890123456789012345678901234567890123456789012

```
081 ISDP=IDINT(60.0*T2+0.5)
082 WRITE(15,220) IDAY,MTH(MONTH),IYEAR,FJD,KIND(ITYPE),NSAR,GAMMA,
083 1 PMAG,UMAG,IHR,MIN,ISDP,ISDT
084 220 FORMAT(16X,I2,A4,I5,2X,F11.2,2X,A10,I6,3(F9.3,1X),
085 1 I7,':',I2,1X,2I8)
086 GO TO 1
087 C****EXIT PROGRAM MONECL.
088 99 WRITE(6,299) K
089 299 FORMAT(/5X,'***** A TOTAL OF',I4,' ECLIPSES WERE PREDICTED FOR ',
090 1 'THIS DATE INTERVAL.'/)
091 STOP
092 END
```

123456789012345678901234567890123456789012345678901234567890123456789012  
1 2 3 4 5 6 7

1 2 3 4 5 6 7  
 123456789012345678901234567890123456789012345678901234567890123456789012

```

001 SUBROUTINE PRELEC(EJD)
002 C****SUBROUTINE PRELEC PREDICTS THE INSTANT OF FULL MOON SYZGY
003 C****NEAREST TO THE INPUT JULIAN DATE 'EJD'.
004 C****SUBROUTINE PRELEC THEN DETERMINE WHETHER A LUNAR ECLIPSE
005 C****WILL OCCUR AND CALCULATES ITS CHARACTERISTICS.
006 C****BASED ON ALGORITHMS FROM
007 C****"ASTRONOMICAL FORMULAE FOR CALCULATORS", MEEUS, CH. 32,33.
008 C****THE PREDICTED ECLIPSE CHARACTERISTICS ARE STORED IN
009 C****COMMON/ZERO/ WHERE :
010 C**** MONTH, IDAY, IYEAR - CALENDAR DATE OF ECLIPSE.
011 C**** ITYPE - TYPE OF ECLIPSE WHERE :
012 C**** =0 - NO ECLIPSE OCCURS.
013 C**** =1 - TOTAL LUNAR ECLIPSE.
014 C**** =2 - PARTIAL LUNAR ECLIPSE.
015 C**** =3 - PENUMBRAL LUNAR ECLIPSE.
016 C**** FJD - JULIAN DATE OF INSTANT OF MIDDLE ECLIPSE.
017 C**** FTIME - TIME (TDT) OF MIDDLE ECLIPSE.
018 C**** GAMMA - DISTANCE OF MOON'S CENTER FROM AXIS OF
019 C**** EARTH'S SHADOW (UNITS OF EARTH RADII).
020 C**** UMAG - UMBRAL MAGNITUDE OF ECLIPSE.
021 C**** (FRACTION OF MOON'S DIAMETER OBSCURED BY UMBRA
022 C**** PMAG - PENUMBRAL MAGNITUDE OF ECLIPSE.
023 C**** (FRACTION OF MOON'S DIAMETER OBSCURED BY PENUM
024 C**** NSAR - SAROS SERIES NUMBER.
025 C**** IRP - RELATIVE POSITION FROM MIDDLE OF SAROS SERIES.
026 C**** LN - LUNATION NUMBER (FROM 1/1/1900).
027 C**** T1,T2,T3 - SEMI-DURATION OF TOTAL, PARTIAL AND
028 C**** PENUMBRAL PHASES (HOURS).
029 C**** CT - CONTACT TIMES (TERRESTRIAL DYNAMICAL TIME).
030 C**** CT(1),CT(6) = BEGIN, END PENUMBRAL ECLIPSE.
031 C**** CT(2),CT(5) = BEGIN, END PARTIAL ECLIPSE.
032 C**** CT(3),CT(4) = BEGIN, END TOTAL ECLIPSE.
033 C****WRITTEN BY F. ESPENAK - 26 MAY 1988.
034 C****LAST MODIFIED - 18 JUL 1988.
035 IMPLICIT REAL*8(A-H,O-Z)
036 COMMON/ZERO/MONTH, IDAY, IYEAR, ITYPE, FJD, FTIME, DELTA, GAMMA,
037 1 UMAG, PMAG, NSAR, IRP, LN, T1, T2, T3, CT(7)
038 DATA SYNOD/29.53058868D0/, DJO/2415021.065D0/
039 DATA ZK/O.2725076/, F/O.5/
040 DATA DTR,RTD/O.017453292519943D0, 57.2957795131D0/

```

123456789012345678901234567890123456789012345678901234567890123456789012  
 1 2 3 4 5 6 7

1 2 3 4 5 6 7  
 123456789012345678901234567890123456789012345678901234567890123456789012

```

041 DATA KSAR, KLUN/129, 1243/, KBRN/284/, INEX/358/
042 C****CALCULATE TIME ELLAPSED IN LUNAR MONTHS SINCE FIRST NEW MOON
043 C****OF 1900. (I.E. - 1/1/1900 13:34:05ET)
044 DO 600 I=1,4
045 S=+1.0
046 IF(EJD.LT.DJO) S=-1.0
047 Z=(DABS(EJD-DJO)-S*F*SYNOD)/SYNOD
048 LN=IDINT(S*(Z+0.5))
049 P=DFLOAT(LN)+F
050 Q=SYNOD*P/36525.DO
051 C****CALCULATE JULIAN DATE OF MEAN PHASE.
052 PJD=2415020.75933D0+29.53058868D0*P+1.178D-04*Q*Q-1.55D-07*Q*Q*Q
053 1 +3.3D-04*DSIN(DTR*(166.56+132.87*Q-9.173D-03*Q*Q))
054 C****CALCULATE THE MEAN ANOMALIES OF THE SUN AND MOON.
055 ZM=359.2242D0+29.10535608D0*P-3.33D-05*Q*Q-3.47D-06*Q*Q*Q
056 XM=306.0253D0+385.81691806D0*P+1.07306D-02*Q*Q+1.236D-05*Q*Q*Q
057 ZM=DMOD(ZM, 360.DO)
058 XM=DMOD(XM, 360.DO)
059 C****CALCULATE THE MOON'S ARGUMENT OF LATITUDE.
060 XF=21.2964D0+390.67050646*P-1.6528D-03*Q*Q-2.39D-06*Q*Q*Q
061 XF=DMOD(XF, 360.DO)
062 C****CALCULATE DATE CORRECTION FOR ECLIPSE TEST.
063 EPC=+(0.1734-3.93D-04*Q)*DSIN(DTR*ZM)+0.0021*DSIN(DTR*(ZM+ZM))
064 1 -0.4068*DSIN(DTR*XM)+0.0161*DSIN(DTR*(XM+XM))
065 2 -0.0051*DSIN(DTR*(ZM+XM))-0.0074*DSIN(DTR*(ZM-XM))
066 3 -0.0104*DSIN(DTR*(XF+XF))
067 IF(I.EQ.1) EPC=0.0
068 C****CALCULATE INSTANT OF MAXIMUM ECLIPSE.
069 EJD=PJD+EPC
070 600 CONTINUE
071 C****CALCULATE GREGORIAN DATE.
072 FJD=EJD
073 CALL CALDAT(FJD, IW, NDAY, IDAY, MONTH, IYEAR,
074 1 IHR, MIN, ISEC, FTIME, FMIN, SEC)
075 C****CALCULATE SHADOW AXIS DISTANCE OF MOON AT MAXIMUM ECLIPSE.
076 S=+5.19595-0.0048*DCOS(DTR*ZM)+0.0020*DCOS(DTR*2.*ZM)
077 1 -0.3283*DCOS(DTR*XM)-0.0060*DCOS(DTR*(ZM+XM))
078 2 +0.0041*DCOS(DTR*(ZM-XM))
079 C=+0.2070*DSIN(DTR*ZM)+0.0024*DSIN(DTR*2.*ZM)-0.0390*DSIN(DTR*XM)
080 1 +0.0115*DSIN(DTR*2.*XM)-0.0073*DSIN(DTR*(ZM+XM))

```

123456789012345678901234567890123456789012345678901234567890123456789012  
 1 2 3 4 5 6 7

1 2 3 4 5 6 7  
 12345678901234567890123456789012345678901234567890123456789012

```

081      2  -0.0067*DSIN(DTR*(ZM-XM))+0.0117*DSIN(DTR*2.*XF)
082      GAMMA=S*DSIN(DTR*XF)+C*DCOS(DTR*XF)
083 C****CALCULATE THE RADII OF THE UMBRAL AND PENUMBRAL SHADOWS.
084      U=+0.0059+0.0046*DCOS(DTR*ZM)-0.0182*DCOS(DTR*XM)
085      1  +0.0004*DCOS(DTR*2.*XM)-0.0005*DCOS(DTR*(ZM+XM))
086      SIG=0.7404-U
087      RH0=1.2847+U
088 C****CALCULATE UMBRAL AND PENUMBRAL ECLIPSE MAGNITUDES.
089      UMAG=0.5*(SIG+ZK-DABS(GAMMA))/ZK
090      PMAG=0.5*(RH0+ZK-DABS(GAMMA))/ZK
091 C****DETERMINE TYPE OF LUNAR ECLIPSE.
092 C****      ITYPE=0 - NO ECLIPSE OCCURS.
093 C****      ITYPE=1 - TOTAL LUNAR ECLIPSE.
094 C****      ITYPE=2 - PARTIAL LUNAR ECLIPSE.
095 C****      ITYPE=3 - PENUMBRAL LUNAR ECLIPSE.
096      ITYPE=0
097      IF(PMAG.LE.0.0) GO TO 999
098      IF(UMAG.GE.1.00) ITYPE=1
099      IF(UMAG.GT.0.0.AND.UMAG.LT.1.0) ITYPE=2
100      IF(UMAG.LT.0.0.AND.PMAG.GT.0.0) ITYPE=3
101 C****CALCULATE THE LUNAR ECLIPSE SEMIDURATIONS.
102      S1=SIG-ZK
103      S2=SIG+ZK
104      S3=RH0+ZK
105      ZN=0.5458+0.0400*DCOS(DTR*XM)
106      T1=0.000
107      T2=0.000
108      T3=0.000
109      IF(DABS(S1).GT.DABS(GAMMA)) T1=DSQRT(S1*S1-GAMMA*GAMMA)/ZN
110      IF(DABS(S2).GT.DABS(GAMMA)) T2=DSQRT(S2*S2-GAMMA*GAMMA)/ZN
111      IF(DABS(S3).GT.DABS(GAMMA)) T3=DSQRT(S3*S3-GAMMA*GAMMA)/ZN
112 C****CALCULATE ECLIPSE CONTACT TIMES (TDT).
113      DO 610 I=1,6
114      CT(I)=0.0
115      IF(ITYPE.EQ.3.AND.I.GT.1.AND.I.LT.6) GO TO 610
116      IF(ITYPE.EQ.2.AND.I.GT.2.AND.I.LT.5) GO TO 610
117      DT=T3
118      IF(I.GT.1.AND.I.LT.6) DT=T2
119      IF(I.GT.2.AND.I.LT.5) DT=T1
120      CTX=FTIME+24.0-DT

```

12345678901234567890123456789012345678901234567890123456789012  
 1 2 3 4 5 6 7

1 2 3 4 5 6 7  
123456789012345678901234567890123456789012345678901234567890123456789012

```
121     IF(I.GT.3) CTX=FTIME+24.0+DT
122     CT(I)=DMOD(CTX,24.DO)
123     610 CONTINUE
124 C****CALCULATE SAROS NUMBER (KEYED TO LUNAR ECLIPSE OF 16 JUL 2000) .
125     L=LN-KLUN
126     I=JISIGN(1,L)
127     IN=INT(FLOAT(61*L)/INEX+0.5*I-FLOAT(L)/(12*INEX*INEX))
128     NSAR=KSAR+38*L-223*IN
129 C****CALCULATE RELATIVE POSITION IN SAROS SERIES.
130     X=-61*L+INEX*IN
131     IRP=INT(X-FLOAT(NSAR-KSAR)/12+0.5)
132 C****EXIT SUBROUTINE PRELEC.
133     999 RETURN
134     END
```

123456789012345678901234567890123456789012345678901234567890123456789012  
1 2 3 4 5 6 7



1 2 3 4 5 6 7  
 123456789012345678901234567890123456789012345678901234567890123456789012

```

001      SUBROUTINE JULDAT(DJ,IW,ID,IM,IY,IHOUR,IMIN,SEC)
002 C****SUBROUTINE JULDAT COMPUTES THE JULIAN DECIMAL DATE (DJ) FROM
003 C****THE GREGORIAN (OR JULIAN) CALENDAR DATE.
004 C****THE GREGORIAN CALENDAR REFORM OCCURRED ON 1582 OCT 15.
005 C****THIS IS 1582 OCT 5 BY THE JULIAN CALENDAR.
006 C****INPUT :          ID,IM,IY - DAY,MONTH,YEAR.
007 C****          IHR,IMIN,SEC - HOUR,MINUTE,SECOND.
008 C****OUTPUT :        DJ - JULIAN DECIMAL DATE
009 C****          (= 0 FOR B.C. 4713 JAN 1, 12 GMT).
010 C****          IW - DAY OF WEEK (1=SUNDAY).
011 C****REFERENCE : "ASTRONOMICAL FORMULAE FOR CALCULATORS", MEEUS, P.23.
012 C****WRITTEN BY F. ESPENAK - APRIL 1982.
013 C****LAST MODIFIED - APRIL 1982.
014      REAL*8 DJ,SEC,FRAC,GYR
015 C****CALCULATE DECIMAL DAY FRACTION.
016      FRAC=DFLOAT(IHOUR)/24.+DFLOAT(IMIN)/1440.+SEC/86400.
017 C****CONVERT DATE TO FORMAT YYYY.MMDDdd
018      GYR=DFLOAT(IY)+0.01*DFLOAT(IM)+0.0001*DFLOAT(ID)+0.0001*FRAC
019      1 +1.0D-09
020 C****CALCULATE CONVERSION FACTORS.
021      IYO=IY
022      IMO=IM
023      IF(IM.LE.2) IYO=IY-1
024      IF(IM.LE.2) IMO=IM+12
025      IA=IYO/100
026      IB=2-IA+IA/4
027 C****CALCULATE JULIAN DATE.
028      JD=IDINT(365.25D0*IYO)+IDINT(30.6001D0*(IMO+1))+ID+1720994
029      IF(IY.LT.0) JD=IDINT(365.25D0*IYO-0.75)+IDINT(30.6001D0*(IMO+1))
030      1 +ID+1720994
031      IF(GYR.GE.1582.1015D0) JD=JD+IB
032      DJ=DFLOAT(JD)+FRAC+0.5D0
033 C****CALCULATE DAY OF WEEK.
034      JD=IDINT(DJ+0.5)
035      IW=JMOD((JD+1),7)+1
036      RETURN
037      END

```

1234567890123456789012345678901234567890123456789012345678901234567890123456789012  
 1 2 3 4 5 6 7

1 2 3 4 5 6 7  
 12345678901234567890123456789012345678901234567890123456789012

```

001 SUBROUTINE CALDAT(DJ,IW,ND, ID, IM, IY, IHR, IMIN, ISEC, AHR, AMIN, ASEC)
002 C****SUBROUTINE CALDAT CALCULATES THE DAY OF THE WEEK, THE DAY OF
003 C****THE YEAR, THE GREGORIAN (OR JULIAN) CALENDAR DATE AND
004 C****THE UNIVERSAL TIME FROM THE JULIAN DECIMAL DATE.
005 C****THE GREGORIAN CALENDAR REFORM OCCURRED ON 1582 OCT 15.
006 C****THIS IS 1582 OCT 5 BY THE JULIAN CALENDAR.
007 C****INPUT : DJ - JULIAN DECIMAL DATE
008 C**** (= 0 FOR B.C. 4713 JAN 1, 12 GMT).
009 C****OUTPUT : IW - DAY OF THE WEEK (1=SUNDAY).
010 C**** ND - DAY OF THE YEAR (1 JAN = 1).
011 C**** ID, IM, IY - CALENDAR DAY, MONTH, YEAR.
012 C**** IHR, IMIN, ISEC - INTEGER HOUR, MINUTE, SECOND.
013 C**** AHR, AMIN, ASEC - DECIMAL HOUR, MINUTE, SECOND.
014 C****REFERENCE : "ASTRONOMICAL FORMULAE FOR CALCULATORS", MEEUS, P.23.
015 C****WRITTEN BY F. ESPENAK - APRIL 1982.
016 C****LAST MODIFIED - 22 JULY 1986.
017 REAL*8 DJ, FRAC, AHR, AMIN, ASEC
018 C****CALCULATE INTERGER JULIAN DATE.
019 JD=IDINT(DJ+0.5)
020 C****CALCULATE DAY FRACTION.
021 FRAC=DJ+0.5-DFLOAT(JD)+1.0D-10
022 C****CALCULATE CONVERSION FACTORS.
023 KA=JD
024 IF(JD.LT.2299161) GO TO 10
025 IALP=IDINT((JD-1867216.25D0)/36524.25D0)
026 KA=JD+1+IALP-IALP/4
027 10 KB=KA+1524
028 KC=IDINT((KB-122.1)/365.25D0)
029 KD=IDINT(365.25D0*KC)
030 KE=IDINT((KB-KD)/30.6001D0)
031 C****CALCULATE THE CALENDAR DAY, MONTH AND YEAR.
032 ID=KB-KD-IDINT(30.6001D0*KE)
033 IM=KE-1
034 IF(KE.GT.13) IM=KE-13
035 IF(IM.EQ.2.AND.ID.GT.28) ID=29
036 IY=KC-4715
037 IF(IM.GT.2) IY=KC-4716
038 IF(IM.EQ.2.AND.ID.EQ.29.AND.KE.EQ.3) IY=KC-4716
039 C****CALCULATE THE UNIVERSAL TIME FROM THE FRACTIONAL DAY.
040 AHR=FRAC*24.

```

12345678901234567890123456789012345678901234567890123456789012  
 1 2 3 4 5 6 7

1 2 3 4 5 6 7  
123456789012345678901234567890123456789012345678901234567890123456789012

```
041      IHR=AHR
042      AMIN=(AHR-IHR)*60.
043      IMIN=AMIN
044      ASEC=(AMIN-IMIN)*60.
045      ISEC=ASEC
046      C****CALCULATE THE DAY OF THE WEEK.
047      IW=JMOD((JD+1),7)+1
048      C****CALCULATE THE DAY OF THE YEAR.
049      LYR=4*(IY/4)
050      ND=(275*IM)/9-2*((IM+9)/12)+ID-30
051      IF(IY.EQ.LYR) ND=(275*IM)/9-((IM+9)/12)+ID-30
052      C      WRITE(6,200) IM, ID, IY, JD, IALP, KA, KB, KC, KD, KE
053      200  FORMAT(I4, '/', I2, '/', I5, 2X, I8, I4,
054      1 2X, 'KA-E =', 5I8)
055      RETURN
056      END
```

123456789012345678901234567890123456789012345678901234567890123456789012  
1 2 3 4 5 6 7

TABLE OF LUNAR ECLIPSES

DATE	JULIAN DATE	TYPE	SAROS	GAMMA	PENUMBRAL MAGNITUDE	UMBRAL MAGNITUDE	MIDDLE ECLIPSE (h:m)	PARTIAL S.DUR. (m)	TOTAL S.DUR. (m)
24 APR 1986	2446545.03	TOTAL	131	-0.372	2.155	1.196	12:42	99	31
17 OCT 1986	2446721.30	TOTAL	136	0.318	2.302	1.246	19:19	108	37
14 APR 1987	2446899.60	PENUMBRAL	141	-1.144	0.763	-0.245	2:21	0	0
7 OCT 1987	2447075.67	PENUMBRAL	146	1.019	0.986	-0.010	4:0	0	0
3 MAR 1988	2447224.17	PENUMBRAL	113	0.992	1.085	-0.008	16:12	0	0
27 AUG 1988	2447400.96	PARTIAL	118	-0.872	1.230	0.284	11:7	56	0
20 FEB 1989	2447578.15	TOTAL	123	0.295	2.363	1.271	15:38	111	39
17 AUG 1989	2447755.63	TOTAL	128	-0.150	2.568	1.596	3:7	107	48
9 FEB 1990	2447932.30	TOTAL	133	-0.415	2.119	1.075	19:14	101	21
6 AUG 1990	2448110.09	PARTIAL	138	0.638	1.699	0.675	14:11	87	0
30 JAN 1991	2448286.75	PENUMBRAL	143	-1.077	0.876	-0.115	5:59	0	0
27 JUN 1991	2448434.63	PENUMBRAL	110	-1.412	0.302	-0.768	3:14	0	0
26 JUL 1991	2448464.26	PENUMBRAL	148	1.438	0.252	-0.814	18:10	0	0
21 DEC 1991	2448611.94	PARTIAL	115	0.977	1.054	0.078	10:35	30	0
15 JUN 1992	2448788.71	PARTIAL	120	-0.633	1.718	0.674	4:59	89	0
9 DEC 1992	2448968.49	TOTAL	125	0.317	2.286	1.266	23:44	103	36
4 JUN 1993	2449143.04	TOTAL	130	0.162	2.557	1.566	13:3	108	48
29 NOV 1993	2449320.77	TOTAL	135	-0.398	2.166	1.089	6:24	105	23
25 MAY 1994	2449497.65	PARTIAL	140	0.895	1.191	0.240	3:31	52	0
18 NOV 1994	2449674.78	PENUMBRAL	145	-1.106	0.879	-0.222	6:47	0	0
15 APR 1995	2449823.01	PARTIAL	112	-0.961	1.081	0.109	12:21	36	0
8 OCT 1995	2449999.17	PENUMBRAL	117	1.124	0.814	-0.224	16:4	0	0
4 APR 1996	2450177.51	TOTAL	122	-0.251	2.411	1.384	0:13	108	43
27 SEP 1996	2450353.62	TOTAL	127	0.346	2.213	1.234	2:56	101	34
24 MAR 1997	2450531.69	PARTIAL	132	0.493	1.995	0.913	4:40	101	0
16 SEP 1997	2450708.28	TOTAL	137	-0.379	2.138	1.188	18:47	98	30
13 MAR 1998	2450885.68	PENUMBRAL	142	1.201	0.699	-0.393	4:24	0	0
8 AUG 1998	2451033.60	PENUMBRAL	109	1.489	0.118	-0.866	2:26	0	0
6 SEP 1998	2451062.96	PENUMBRAL	147	-1.110	0.604	-0.163	11:7	0	0
31 JAN 1999	2451210.18	PENUMBRAL	114	-1.019	1.002	-0.027	16:22	0	0
28 JUL 1999	2451387.98	PARTIAL	119	0.785	1.436	0.399	11:33	71	0

Sample output from program MONECL. Compare with predictions in Section 1.

1. Report No. NASA RP-1216		2. Government Accession No.		3. Recipient's Catalog No.	
4. Title and Subtitle  Fifty Year Canon of Lunar Eclipses: 1986-2035				5. Report Date March 1989	
				6. Performing Organization Code 693	
7. Author(s) Fred Espenak				8. Performing Organization Report No. 89B00056	
9. Performing Organization Name and Address  NASA/Goddard Space Flight Center Greenbelt, MD 20771				10. Work Unit No.	
				11. Contract or Grant No.	
12. Sponsoring Agency Name and Address  National Aeronautics and Space Administration Washington, D.C. 20546				13. Type of Report and Period Covered  Reference Publication	
				14. Sponsoring Agency Code	
15. Supplementary Notes					
16. Abstract <p>A complete catalog is presented, listing the general circumstances of every lunar eclipse from 1901 through 2100. To compliment this catalog, a set of figures illustrate the basic Moon-shadow geometry and global visibility for every lunar eclipse over the 200 year interval. Focusing in on the next fifty years, 114 detailed diagrams show the Moon's path through Earth's shadow during every eclipse, including contact times at each phase. The accompanying cylindrical projection maps of Earth show regions of hemispheric visibility for all phases.</p> <p>The appendices discuss eclipse geometry, eclipse frequency and recurrence, enlargement of Earth's shadow, crater timings, eclipse brightness and time determination. Finally, a simple FORTRAN program is provided which can be used to predict the occurrence and general characteristics of lunar eclipses.</p> <p>This work is a companion volume to NASA Reference Publication 1178: <u>Fifty Year Canon of Solar Eclipses: 1986-2035.</u></p>					
17. Key Words (Suggested by Author(s)) Lunar Eclipse, Celestial Mechanics, Ephemeris, Sun, Moon				18. Distribution Statement Unclassified-Unlimited  Subject Category 89	
19. Security Classif. (of this report) Unclassified		20. Security Classif. (of this page) Unclassified		21. No. of pages 228	22. Price All